

SAINT IGNATIUS  
**FOOTBALL**



@SIHSSports



sihsathletics



sihssports

**100% DAWG POUND**

**2018 GAME NOTES**  
**WEEK TEN:**  
**ST. EDWARD**



# THE MATCHUP



**St. Edward  
EAGLES**

**at**



**Saint Ignatius  
WILDCATS**

**October 26, 2018  
FirstEnergy Stadium  
Kickoff: 7 p.m.**

## ***Saint Ignatius Schedule***

<b>Date</b>	<b>Opponent</b>	<b>Time/Score</b>
8/25	vs. Archbishop Hoban	L, 14-21
9/1	vs. Mentor	L, 7-28
9/7	@ Euclid	W, 21-6
9/14	@ COF Academy	W, 35-0
9/22	vs. Cincinnati Elder	W, 17-7
9/29	vs. Clarkson Football North	W, 45-13
10/6	vs. West Toronto Prep	W, 45-0
10/13	vs. Archbishop Moeller	W, 32-7
10/20	@ St. Xavier	W, 27-20
10/26	vs. St. Edward	7 p.m.

**Follow the Wildcats on social media for  
coverage of every Saint Ignatius team!**



@SIHSSports



sihsathletics



sihssports

## **Team Information**

**Saint Ignatius High School: 7-2**  
OHSAA Division I, Region 1  
Head Coach: Chuck Kyle '69  
Record at School: 352-89-1  
Overall Record: 352-89-1

**St. Edward High School: 6-2**  
OHSAA Division I, Region 1  
Head Coach: Tom Lombardo  
Record at School: 39-8  
Overall Record: 128-46

## **Media Information**

For information and credential  
requests, contact:  
Joe Ginley '12  
Communications Coordinator  
for Athletics  
(P): 216-651-0222 x242  
email: jginley@ignatius.edu  
***For full coverage of the Wildcats,  
visit [ignatiuswildcats.com](http://ignatiuswildcats.com).***

## **Broadcast Information**

### **Saint Ignatius Broadcasting Network**

Play-by-Play: Zack Strom '19  
Color Analyst: Jack O'Rourke '20  
Moderator: Jeff McCormick '83  
(P): 216-651-0222 x228  
email: jmcormick@ignatius.edu



**And also visit ... [ignatiuswildcats.com](http://ignatiuswildcats.com)**



# THE RIVALRY

## THE GAME: SAINT IGNATIUS VS. ST. EDWARD

### Previous Matchups vs. St. Edward (31-24-1)

10/28/17	W	17-10	A	
11/18/16	W	38-31	N	Reg. Final (OT)
10/29/16	W	34-7	H	
10/31/15	L	28-35	A	
11/1/14	L	10-41	H	
10/19/13	W	23-17	A	
10/27/12	L	13-20	H	
11/12/11	W	20-17	N	Reg. Semi
10/29/11	W	20-17	A	
10/30/10	L	10-33	H	
10/31/09	W	28-0	A	
11/1/08	W	37-0	H	Reg. QTF
10/25/08	W	34-12	H	
10/26/07	W	19-14	A	
10/14/06	L	13-21	H	
10/15/05	L	7-10	A	
10/16/04	W	26-10	H	
10/11/03	W	20-17	A	
10/12/02	W	25-2	H	
10/13/01	L	41-44	A	OT
10/13/00	W	37-0	H	
10/16/99	W	43-15	A	
10/23/98	W	38-7	H	
10/17/97	W	34-6	A	
10/19/96	L	9-12	H	OT
10/20/95	W	27-10	A	
10/22/94	W	24-10	H	
10/23/93	W	35-34	A	3OT
10/24/92	W	28-0	H	
10/18/91	L	10-14	A	
10/13/90	W	47-0	H	
10/13/89	W	21-0	A	
10/22/88	W	14-7	H	
10/24/87	L	10-13	A	
10/11/86	W	14-5	H	
10/12/85	L	0-12	A	
10/13/84	L	0-10	H	
10/15/83	T	14-14	A	
10/16/82	L	7-26	H	
10/17/81	L	3-7	A	
10/11/80	L	0-11	H	
10/20/79	W	17-6	A	
9/15/78	L	9-38	H	
9/16/77	L	11-23	H	
9/17/76	L	0-2	A	
9/12/75	L	14-35	H	
9/13/74	L	3-7	A	
9/14/73	L	13-14	H	
9/15/72	L	7-14	A	
11/13/71	L	0-24	A	
9/20/57	W	40-7	A	
9/22/56	W	33-6	H	
9/24/55	L	12-34	A	
10/17/54	W	27-12	A	
10/18/53	W	41-7	A	



On Friday, for the 57th time, the Wildcats and Eagles will face off on the gridiron.

The rivalry match has earned many monikers over the years, but perhaps “The Game” is the best descriptor of the battle between two West side powerhouse programs.

This year’s game promises to be extra special at FirstEnergy Stadium. The game, part of the Great American Rivalry series, will pit two playoff-bound teams jockeying for position in computer rankings, hoping to earn a home game in the first week of the playoffs. The Game promises to be a classic once again this season.

### Series History

**Meetings .....56**  
First Meeting .....10/18/1953  
Most Recent Meeting.....10/28/2017

**Saint Ignatius Wins.....31**  
**Last Saint Ignatius Win...10/28/2017**  
St. Edward Wins.....24  
Last St. Edward Win.....10/31/2015  
Ties..... 1  
Last Tie .....10/15/83

**Longest Winning Streaks In Series**  
Saint Ignatius...4; 10/26/07-10/31/09  
St. Edward.....8; 11/13/71-9/15/78  
Current Streak.....Saint Ignatius, 3

**Largest Margin of Victory**  
Saint Ignatius.....47 points; 10/13/90  
St. Edward.....31 points; 11/1/14

### Rule of 14

For Saint Ignatius, the magic number vs. St. Edward is 14 points. The Wildcats have never won when scoring less than 14 points.

Record scoring 14 points: **2-1-1**  
Record scoring 15 or more: **29-2**  
Record scoring 13 or less: **0-21**

### Kyle vs. The Eagles

Overall Record: **25-12-1**  
Record since 1988: **24-9**  
Record vs. Tom Lombardo: **3-1**  
Record in the playoffs: **3-0**

### Record by Venue

FirstEnergy Stadium: **1-0 Wildcats**  
Municipal Stadium: **1-0 Eagles**  
Lakewood Stadium: **17-7 Wildcats**  
Byers Field: **4-4 tie**

# ABOUT THE WILDCATS ...

---

## Wildcats Storylines ...

**MILESTONE ACHIEVED:** With the Wildcats' win over Archbishop Moeller, Coach Chuck Kyle '69 now has more wins (351) than every other Saint Ignatius head coach combined (350).

**GCL CHAMPS:** For the first time in program history, the Wildcats defeated three Cincinnati teams in the regular season. All three teams – Elder, Archbishop Moeller, and St. Xavier – are members of the Greater Catholic League (GCL) South, making the Wildcats the unofficial conference champs. Moeller claimed the official title by defeating Elder on October 5, 24-21. Only once in program history have the Wildcats beaten three Cincinnati teams in one full season – in 2008. The Wildcats defeated La Salle (50-0) and St. Xavier (19-16 in OT) in the regular season and Elder (28-20) in the state championship.

**CONSISTENTLY GOOD:** The Saint Ignatius passing attack has reliably provided the Wildcats with points during the team's seven-game winning streak. The Wildcats have notched a passing touchdown in each of the last seven contests. Quarterback Patrick Delahunty has thrown for 150 yards in each of the last 6 games, totaling 1,600 yards and 15 touchdowns on the season. The senior enjoyed a breakout game vs. St. Xavier, notching a career-high 311 yards and 3 touchdowns. Delahunty is averaging 177.8 yards through the air this year. Delahunty also has 130 yards and 3 touchdowns on the ground.

**TWO-WAY THREATS:** The Wildcats have a number of two-way studs who play both offense and defense. Senior Jack Kennedy splits time at wide receiver and cornerback, junior Connor Cmiel plays wideout and corner, and Jack Welcsh shares snaps at running back and safety. The trio has a combined for 1,742 all-purpose yards this season on offense and special teams, along with 32.5 tackles and 4 interceptions on defense.

**THREE YARDS AND A CLOUD OF DUST:** Jahadge Bo Floyd and Jack Welcsh have both run the ball effectively this season. Floyd has grinded out 472 rushing yards and 5 touchdowns on the year, averaging 3.7 yards per carry. Welcsh has notched 313 yards and 4 touchdowns, averaging 5.4 yards per carry. James Crosby and Michael Mangan also figure into the mix for the Wildcats. As a team, the Wildcats have rushing touchdowns in seven of nine games this season.

**TWO-MINUTE WARRIORS:** The Wildcats have become quite adept at the 2-minute drill this season. Under Coach Kyle, the Wildcats work on it a lot in practice, but without a defense on the field. The practice teaches the team cadence and timing, along with the clock rules. The extra work has resulted in great results. The Wildcats have scored in the final minute in the last four games. On the season, the Wildcats have scored 38 points in the final two minutes of the first half, including 24 with less than a minute remaining. The Wildcats have been the last team to score in the second quarter in eight of nine games this season. In 2018, the Football Cats are outscoring opponents 98-35 in the second stanza.

**UNDER PRESSURE:** Since Tommy Eichenberg moved to middle linebacker in Week 3, the Wildcats' defense has been nearly unstoppable. Opponents have scored just 53 points, an average of 7.57 during the team's winning streak. As a team, the Wildcats play a 3-3 stack, mixing up coverages under Defensive Coordinator Ryan Franzinger '02. Against a zone run St. Edward team, the Wildcats will be paying close attention to gap integrity. Look for the Wildcats' defensive linemen to occupy blocks to the team's linebackers, who will flow to the seam.

**FLYING NOT PERMITTED:** The Wildcats' secondary was on fire vs. St. Xavier, intercepting four passes. The Wildcats have 10 picks and 34 pass breakups on the season. Cornerback Jett Elad and safeties Danny Scelza and Mitch Puhalsky will be key in shutting down St. Edward's big-play passing game.

**KICKING CANCER, ONE POINT AT A TIME:** The Wildcats special teams unit has dedicated the 2018 season to raising money for pediatric cancer research. Teaming up with Kick-It for Cancer, the Wildcats have tallied 59 points and raised \$4,150 for the cause thus far this season. Since Matt Colella '14 began the Kick-It program, the Cats have helped Kick-It raise \$1 million for children's cancer research.

# ABOUT ST. EDWARD ...

## Learning about the Eagles ...

**PLAYOFF-BOUND:** The 2018 Eagles are headed to the playoffs for the ninth straight season. The team clinched the berth with a 29-22 victory over Archbishop Moeller, the Eagles' sixth straight win. St. Edward will be making its 24th playoff appearance in the first week of the playoffs on November 3. Today's game will determine seeding.

**LOMBARDO'S LEGION:** St. Edward has enjoyed great success since Tom Lombardo assumed the reins in April 2015. Lombardo has led the Eagles to a 39-8 record in the last four seasons, and a Division I State Championship in 2015. The Eagles will be looking for state title No. 4 this November.

**BIG PLAY OFFENSE:** St. Edward runs an offense that's always ready to hit on a big play. The Eagles average about 376 yards of total offense per game, scoring 34.8 points per game this season. The Eagles run the offense primarily out of the shotgun formation with 3-4 wideouts.

**GARRETT'S GUYS:** The St. Edward offense is led by quarterback Garrett Dzuro. The senior split time at the position last season and is the starter this year. Dzuro is a dual-threat QB with quick legs and a strong arm. On the season, Dzuro has 1,069 yards and 15 touchdowns through the air, along with 534 yards and 5 scores on the ground.

**THE SPEEDSTERS:** Watch out for Jordan Castleberry and Quintel Kent – the two seniors are the Eagles' most dangerous playmakers. Castleberry is a quick back with a flash of speed that's second to none. The 5'7, 195-pound back has 956 rushing yards and 13 touchdowns this year. Kent is a big-play wideout who burned Moeller for the game-winning score last week. On the year, the 6'0, 165-pound speedster has 594 receiving yards and 8 touchdowns.

**DEFENSIVE SCHEMING:** St. Edward utilizing a 4-man front typically on defense. The Eagles' base defense is a 4-3, but the Eagles will bring in a nickel back to match spread formations. Watch out for a variety of blitz packages.

**DEFENDERS TO WATCH:** The Eagles have a variety of strong players on defense. Caden Kolesar is the heart of the unit at defensive back. Daylan Jernigan is also quick at DB, Seamus O'Malley is strong at defensive line, and the Nash brothers (Logan and Lawson) are ballhawks in the secondary.

**SPECIAL TEAMS:** Gianluca Russo handles most of the kicking duties, notching 23-of-26 PATs and 1-of-2 field goals. Grant Saringer is the kickoff specialist (48.6 yards per kick), and Justin Slattery is the punter (34.6 yard average).

## 2018 Schedule

8/24	@ Mentor <i>Jerome T. Osborne Stadium</i>	L, 39-42
8/31	vs. Cass Tech <i>Lakewood Stadium</i>	L, 20-21
9/7	vs. Cathedral Prep <i>Lakewood Stadium</i>	W, 35-3
9/15	@ Elder <i>The Pit</i>	W, 36-30
9/29	@ Buchtel <i>Buchtel HS</i>	W, 42-7
10/6	@ Cathedral (IN) <i>Lakewood Stadium</i>	W, 39-14
10/12	vs. St. Joseph Football North <i>St. Edward HS</i>	W, 38-7
10/20	@ Archbishop Moeller <i>Lockland Stadium</i>	W, 29-22
10/26	@ Saint Ignatius <i>FirstEnergy Stadium</i>	7 p.m.





# BY THE NUMBERS/ WILDCATS TO WATCH

**134**

First downs by the Wildcats' offense

**15**

Turnovers forced by the Wildcats' defense this season

**15**

Passing touchdowns by Patrick Delahunty this season

**8**

Times the Wildcats have scored last in the first half

**7.57**

Points per game allowed by the Cats in the last 7 games

**2-1**

Wildcats' record at FirstEnergy Stadium

## K RORY McCONVILLE '20



The Wildcats' field goal and extra point kicker has earned the nickname "Money" this season for his reliable kicking. The junior has converted 27 extra points and 7 field goals this season, missing only two kicks all year. McConville will play an important role, as the narrower field goal posts will make kicking harder.

## DB JACK KENNEDY '19



The Wildcats' two-way star has helped the team immensely as a wideout and a cornerback. A member of the 4x100 relay team on the track and field team, Kennedy has blazing speed that is very valuable to the Wildcats. Kennedy will play a large role in limiting the Eagles' offensive playmakers and also in finding seams vs. the strong St. Edward defense.

# SAINT IGNATIUS ROSTER

#	Name	Yr.	Ht.	Wt.	Position	#	Name	Yr.	Ht.	Wt.	Position
2	Zachary LaPorte	Sr.	5'9	150	WR	61	Zachary Sertz	Sr.	6'2	205	OL
3	Michael Sarko	Sr.	6'2	175	WR	62	Rico Levert	Jr.	5'11	245	DL
4	Rory McConville	Jr.	5'9	160	K/P	63	Zachary McMahan	Sr.	6'0	250	DL
5	Declan Mangan	So.	5'10	155	K/P	64	Tony Georges	Jr.	6'3	275	OL/DL
6	Jett Elad	Sr.	6'1	180	DB	65	Grant Abbott	Sr.	6'4	280	OL
7	Nigel Drummond II	Sr.	5'11	163	WR/DB	66	Seamus McCarthy	Sr.	6'0	270	OL/DL
8	Connor Cmiel	Jr.	6'2	170	WR/DB	70	Owen Keane	Jr.	6'3	265	OL
9	Erik Daugenti	Jr.	6'1	160	WR/DB	71	Nicholas Schwitzgebel	Jr.	6'3	270	OL/DL
10	Griffin Hanna	Jr.	6'1	175	QB	72	William McCormick	Sr.	6'4	230	OL
11	Luke Cooper	Sr.	5'10	162	WR	74	Owen Murphy	Sr.	6'6	265	OL/DL
13	Jacob Riedl	Sr.	5'11	130	DB	76	Xavier Everett	Sr.	6'3	277	OL
15	Merick Hartley	Jr.	5'10	165	DB	78	Seamus Cooney	Sr.	6'3	260	DL/OL
16	Ryan Coyne	Sr.	5'11	160	DB	79	Benjamin Kormos	Jr.	6'6	245	OL
17	Patrick Delahunty	Sr.	6'0	195	QB	80	Sam Daugstrup	Jr.	6'5	230	TE
18	Patrick Keane	Jr.	6'0	170	QB	82	Domenic Fabe	Jr.	6'0	160	WR
19	Nathan Conry	Sr.	5'11	170	WR	83	James Spear	Jr.	6'0	150	WR
20	Michael Simcak	So.	5'8	175	RB	84	Ethan Biacsi	Sr.	6'3	185	WR
21	Henry Cook	Jr.	5'10	160	WR	85	Timothy Lewis	Jr.	6'1	175	WR
22	Jahadge Floyd	Sr.	5'7	190	RB	86	Aidan Wells	Sr.	6'4	260	TE/DL
23	Ian Lucic	Sr.	5'11	190	RB	88	John Cannon	Sr.	6'0	220	TE
24	John Kennedy	Sr.	6'0	180	DB/WR	89	Alex Tuason	Jr.	5'10	130	WR
25	Aidan Rechin	Sr.	5'11	155	DB	90	Aidan Conway	So.	6'1	215	LB
26	Mitchell Puhalsky	Sr.	5'11	185	DB	91	Daniel Finnan	Jr.	5'10	155	DB
27	James Crosby	Jr.	5'9	172	RB	92	AJ Canzano	Sr.	6'0	209	TE
28	Owen Adler	Sr.	6'0	190	DB	95	Sean Wracher	Sr.	6'4	205	LS
29	Dominic DeVengencie	Jr.	5'9	150	DB/WR	96	Patrick Otter	Sr.	5'10	175	K/P
31	Caden Campolieti	Sr.	6'1	218	LB		Michael Gallipoli	Sr.			Manager
32	Vincent Fagnilli	Jr.	5'8	140	DB		Declan McCarthy	Sr.			Manager
33	Michael Corte	Jr.	6'0	166	DB		Ryan Paul	Sr.			Manager
35	Christopher Mathews	Jr.	5'11	180	DB		Luke Van De Walle	Sr.			Manager
37	Michael McNamara	Jr.	6'1	210	RB/LB		Elias Yazbeck	Sr.			Manager
38	Charles Kinzel	Jr.	5'10	150	DB		Benjamin Rossi	Jr.			Coaching Intern
39	Jacob Davis	Jr.	5'11	185	DB		Nathan Sommerfeld	Jr.			Student Training Aid
40	Sam Kempton	Jr.	5'10	170	DB						
41	John Wetula	Sr.	6'2	180	DB/WR		<b>Coaches:</b>				
42	Jake Lang	Jr.	6'3	195	TE/LB		Chuck Kyle '69				Head Coach
44	Christopher Velotta Jr.	Sr.	5'11	195	DB		Nick Restifo				Offensive Coordinator/QB
45	Thomas Eichenberg	Sr.	6'3	228	LB		Ryan Franzinger '02				Defensive Coordinator/LB
46	Jack Welcsh	Jr.	6'0	190	RB/DB		Jim Cahill '89				Quarterbacks Coach
48	Daniel Scelza	Sr.	5'11	205	DB		Terry Fergus '72				Running Backs Coach
49	Michael Mangan	Sr.	5'9	195	RB		Jack Hyland '14				Wide Receivers Coach
51	Connor Francz	Jr.	6'2	210	LB		Adam Rini '99				Offensive Line Coach
52	Anthony Gerace	Jr.	6'2	240	DL		Paul Yappel				Offensive Line Coach
54	Aidan Crummie	Jr.	6'1	197	LB		Dave Cicetti				Defensive Line Coach
55	C. Bennett Adler	So.	6'2	180	DL		Mark Sullivan				Defensive Line Coach
56	Matthew Kall	Jr.	6'0	251	OL		Kevin Johnson '10				Defensive Backs Coach
57	Aidan Hubbard	So.	6'4	200	LB		John Pieschalski '89				Defensive Backs Coach
58	Kevin Kempffer	Jr.	6'1	200	LB		Mo Sizemore				Head Athletic Trainer
59	Maximilian Watters	Jr.	6'2	250	DL		Tony Connacher				Assistant Athletic Trainer
60	Michael Hilbig	Sr.	6'2	226	OL						

# ST. EDWARD ROSTER

#	Name	Yr.	Ht.	Wt.	Pos.	#	Name	Yr.	Ht.	Wt.	Pos.
1	Quintel Kent	Sr.	6'0	165	WR	55	Deeb Alawan	Sr.	5'10	235	DL
2	Caden Kolesar	Sr.	5'11	190	DB/WR	56	Devin Crowder	Jr.	6'0	270	OL
3	Jordan Castleberry	Sr.	5'7	195	RB	57	Michael Manning	Jr.	5'10	175	LB
4	Mackenzie Wainwright	Jr.	6'1	193	WR	58	Dillon Franciscus	Sr.	5'9	195	LB
4	C.J. Hankins	So.	6'0	205	LB/RB	59	Justin Scott	Jr.	5'8	140	DB
5	Daylan Jernigan	Sr.	5'11	190	DB	62	Nathan Stuart	Jr.	6'2	275	OL
6	Garrett Dzuro	Sr.	6'0	200	QB	63	Ronan Chambers	Jr.	6'5	245	OL
7	Joseph Horoszko	Sr.	6'3	185	WR	65	Brian Kilbane	Jr.	6'4	280	OL
8	Christopher Elliott	Sr.	6'3	222	TE	67	Matthew Baker	Jr.	6'2	237	OL
9	Rosario Riggs	Sr.	5'10	190	RB	70	Caleb Herring	Sr.	6'7	315	OL
10	Malik McGhee	Sr.	5'8	200	LB	72	Zachary Cepis	Sr.	6'3	315	OL
11	Jack Kurz	Sr.	5'10	175	WR	76	Benjamin Lavisky	Jr.	5'8	163	LB
12	Brian Keefe	Jr.	5'11	155	QB	79	Elias Nader	Sr.	6'0	275	OL
13	Teon Smith	Sr.	5'8	195	LB	80	Michael Lombardo	Jr.	5'6	135	WR
14	Jarvis Cooper II	Sr.	5'10	185	WR	81	Jayland Ware	Jr.	6'2	235	TE/OL
15	Charles Kirkholder	Sr.	5'10	215	LB	82	Aidan Skinner	Jr.	6'4	175	WR
16	Jacob Keehan	Sr.	5'9	150	DB	83	Jerome Garrison	Sr.	6'4	255	DL
17	Logan Nash	Jr.	5'10	173	DB	84	Nathan Simon	Jr.	6'1	170	WR
18	Conor O'Malley	Jr.	6'0	205	QB	85	Eamon Carr	Jr.	5'10	160	WR
19	Lawson Nash	Jr.	5'10	178	DB	86	Joseph Spellacy	Sr.	6'4	165	WR
20	Joseph Wilber	Jr.	6'0	195	LB	86	Joseph Najm	Sr.	6'1	175	WR
21	Joseph Formani	Jr.	5'11	200	RB	87	Nicholas Dottore	Jr.	6'3	205	TE
22	Giovanni Hutchings	Sr.	5'10	175	DB	87	Scott Johnson	Sr.	5'9	150	WR
23	Richard Johnson	Jr.	5'8	178	DB	88	Thomas Walden	Jr.	5'11	165	WR
24	Will Whitlow	Sr.	6'1	185	DB	89	Jonas Aquilla	Sr.	6'2	190	WR
26	Andrew Shaver	Jr.	5'10	200	RB	90	Grant Saringer	Jr.	6'2	160	K
27	Daniel Kress	Jr.	6'3	176	DB	92	Brenden Swann	Sr.	5'8	135	K
28	Owen Sabo	Jr.	5'7	135	DB	94	Aidan Blakely	Jr.	6'3	180	P
29	William Ollerton	Jr.	5'11	150	WR	95	Justin Slattery	So.	5'11	165	P
30	Thomas Girgash	Jr.	5'10	160	DB	96	Logan Seifert	Sr.	6'1	245	DL
31	Gianluca Russo	Sr.	5'11	155	K	97	Nicholas Lisco	Jr.	6'4	215	DL
32	Carter Jacobs	Jr.	5'11	162	DB	98	Terron Lee	Jr.	5'9	245	DL
33	Donovan Stanley	Jr.	5'10	150	DB	99	Robert Hardy	Sr.	6'2	215	DL
34	Nicholas Darling	Jr.	5'9	212	RB						
35	Matthew Hengelsberg	Sr.	5'11	160	K						
36	Garrett Profancik	Jr.	5'11	185	DB						
37	Connor Fairfield	Jr.	5'10	165	WR						
37	Michael Bubna	Jr.	5'10	187	LB						
38	Andrew Turchyn	Jr.	5'8	130	WR						
40	Patrick Mullen	Sr.	6'3	250	DL						
41	Jacob Scott	Jr.	6'1	170	DB						
42	Seamus O'Malley	Sr.	6'1	220	DL						
43	Mark Blum	Sr.	6'1	205	TE						
44	Alexander Colangelo	Jr.	6'0	245	DL						
45	Daniel Walker	Jr.	5'8	210	DL						
46	Christopher Cantrell	Jr.	5'11	190	LB						
47	Jeffrey Pietrowski	Jr.	6'2	240	LB						
48	Nekale Przybylski	Jr.	5'11	160	RB						
51	Derek Chandler	Sr.	5'9	250	DL						
52	Chrishoun Roberts	Sr.	6'2	303	OL						
54	Thomas Gorman	Sr.	6'3	275	OL						

<b>Coaches:</b>	
Tom Lombardo	Head Coach
Dan Scanlon	Offensive Line
Bill Powers	Running Backs
Rick Lytle	Wide Receivers
Dan Corcoran	Special Teams/WRs
Pete Pappas	Defensive Coordinator/LBs
Norm Stickney	Defensive Line
Bill Rockwell	Defensive Line
JJ Boone	Linebackers
Brad Staples	Secondary Assistant
Dave Jacobs	Secondary
TJ Gallagher	Equipment and RBs
Diauntae Morrow	Offensive Line



# SAINT IGNATIUS DEPTH CHART

## OFFENSE

QB	17	Patrick Delahunty	6'0"	195 lbs	Sr.	OR
	10	Griffin Hanna	6'1"	175 lbs	Jr.	
RB	22	Jahadge Floyd	5'7"	190 lbs	Sr.	
	46	Jack Welcsh	6'0"	190 lbs	Jr.	
	37	Michael McNamara	6'1"	210 lbs.	Jr.	
FB	49	Michael Mangan	5'9"	195 lbs	Sr.	
	37	Michael McNamara	6'1"	210 lbs.	Jr.	
TE	42	Jake Lang	6'3"	195 lbs.	Jr.	
	86	Aidan Wells	6'4"	260 lbs	Sr.	
WR	24	Jack Kennedy	6'0"	180 lbs	Sr.	
	19	Nathan Conry	5'11"	170 lbs	Sr.	
WR	8	Connor Cmiel	6'2"	170 lbs	Jr.	
	9	Erik Daugenti	6'1"	160 lbs	Jr.	
Slot	11	Luke Cooper	5'10"	162 lbs	Sr.	
	84	Ethan Biacsi	6'3"	185 lbs	Sr.	
LT	76	Xavier Everett	6'3"	277 lbs	Sr.	
	70	Owen Keane	6'3"	265 lbs	Jr.	
LG	65	Grant Abbott	6'4"	280 lbs	Sr.	
	70	Owen Keane	6'3"	265 lbs	Jr.	
C	66	Seamus McCarthy	6'0"	270 lbs	Sr.	
	65	Grant Abbott	6'4"	280 lbs	Sr.	
RG	74	Owen Murphy	6'6"	265 lbs	Sr.	
	64	Tony Georges	6'3"	275 lbs	Jr.	
RT	71	Nick Schwitzgebel	6'3"	270 lbs	Jr.	
	64	Tony Georges	6'3"	275 lbs	Jr.	

## DEFENSE

LE	52	Anthony Gerace	6'2"	240 lbs	Jr.	
	59	Max Watters	6'2"	250 lbs	Jr.	
NT	63	Zach McMahan	6'0"	250 lbs	Sr.	
	78	Seamus Cooney	6'3"	260 lbs	Sr.	
RE	86	Aidan Wells	6'4"	260 lbs	Sr.	
	59	Max Watters	6'2"	250 lbs	Jr.	
OLB	37	Michael McNamara	6'1"	210 lbs.	Jr.	
	51	Connor Francz	6'2"	210 lbs	Jr.	
MLB	45	Tommy Eichenberg	6'3"	228 lbs	Sr.	
	57	Aidan Hubbard	6'4"	200 lbs	So.	
OLB	31	Caden Campolieti	6'1"	218 lbs	Sr.	
	57	Aidan Hubbard	6'4"	200 lbs	So.	
CB	24	Jack Kennedy	6'0"	180 lbs	Sr.	
	25	Aidan Rechin	5'11"	155 lbs	Sr.	
SS	48	Danny Scelza	5'11"	205 lbs	Sr.	
	46	Jack Welcsh	6'0"	190 lbs	Jr.	
SS	44	Chris Velotta, Jr.	5'10"	195 lbs	Sr.	
	46	Jack Welcsh	6'0"	190 lbs	Jr.	
FS	26	Mitchell Puhalsky	5'10"	185 lbs	Sr.	
	15	Merick Hartley	5'10"	165 lbs	Jr.	
CB	6	Jett Elad	6'1"	180 lbs	Sr.	
	8	Connor Cmiel	6'2"	170 lbs	Jr.	

*\*Depth chart is subject to change*

## SPECIAL TEAMS

KO	96	Patrick Otter	5'10"	175 lbs	Sr.	
	4	Rory McConville	5'9"	160 lbs	Jr.	
PK	4	Rory McConville	5'9"	160 lbs	Jr.	
	5	Declan Mangan	5'10"	155 lbs	So.	
P	96	Patrick Otter	5'10"	175 lbs	Sr.	
	5	Declan Mangan	5'10"	155 lbs	So.	
H	21	Henry Cook	5'10"	160 lbs	Jr.	
LS	95	Sean Wracher	6'4"	205 lbs	Sr.	
PR	19	Nathan Conry	5'11"	170 lbs	Sr.	
	2	Zach LaPorte	5'9"	150 lbs	Jr.	
KR	8	Connor Cmiel	6'2"	170 lbs	Jr.	
	2	Zach LaPorte	5'9"	150 lbs	Jr.	

## PRONUNCIATION GUIDE

#2 Zach LAH-port	#48 Daniel SKEL-za
#6 JET EE-lad	#52 Anthony Ger-RACE-ee
#7 NYE-gel DRUM-mond	#62 Rico Le-VERT
#8 Connor Kah-meel	#63 Zachary Mick-MAN
#15 MARE-ick HEART-lee	#66 SHAY-mus McCarthy
#17 Patrick DELL-ah-HUNT-tee	#70 Owen CANE
#20 Ja-HODGE "Bo" Floyd	#71 Nick SCH-witz-ga-bel
#25 Mitchell Puh-HALL-ski	#84 Ethan BEE-ah-chee
#31 KAY-den CAMP-oh-lett-ee	#95 Sean RA-cher
#41 John WET-oo-la	
#45 Thomas EYE-ken-berg	
#46 Jack WELSH	

# RANKINGS/ HISTORY

## Cleveland.com Top 25

1. (1) Archbishop Hoban (9-0)
2. (2) Mentor (8-1)
3. (3) St. Edward (6-2)
4. (5) Saint Ignatius (7-2)
5. (7) Solon (8-1)
6. (8) Avon (8-1)
7. (4) Avon Lake (8-1)
8. (9) Garfield Heights (9-0)
9. (12) Wadsworth (9-0)
10. (6) Euclid (7-2)
11. (11) Perry (8-1)
12. (13) Maple Heights (9-0)
13. (14) Barberton (9-0)
14. (15) Kirtland (9-0)
15. (10) Kenston (8-1)
16. (16) Nordononia (8-1)
17. (18) Strongsville (6-3)
18. (25) Olmsted Falls (7-2)
19. (17) Akron East (8-1)
20. (19) St. Vincent-St. Mary (6-3)
21. (21) Highland (8-1)
22. (22) Cleveland Heights (7-2)
23. (-) Chardon (6-3)
24. (-) Lake Catholic (6-3)
25. (-) Riverside (7-2)

## This Day in History

Games .....18  
 First Game .....1918  
 Most Recent Game.....2013  
 Saint Ignatius Wins.....12  
 Last Saint Ignatius Win.....2007  
 Saint Ignatius Losses.....5  
 Last Saint Ignatius Loss.....2013  
 Last Tie.....1918

## Largest Margin of Victory

Saint Ignatius....44, 1968 vs. West Tech  
 Opponents..36, 1928 vs. Cleveland Hts

## Games on Oct. 26 (12-5-1):

1918	vs. St. Ignatius College SATC	T	6-6
1928	vs. Cleveland Heights HS	L	0-36
1929	vs. Holy Name HS	W	24-7
1940	vs. Cleveland West Tech	L	0-20
1941	vs. Holy Name HS	L	6-13
1946	vs. Cleveland Lincoln HS	L	7-33
1956	vs. Cleveland John Marshall	W	26-6
1957	vs. Cleveland Rhodes HS	W	32-0
1963	vs. Cleveland John Marshall	W	14-0
1968	vs. Cleveland West Tech	W	52-8
1973	vs. Cleveland John Marshall	W	14-12
1974	vs. Cleveland Rhodes HS	W	31-0
1979	vs. Wickliffe HS	W	28-0
1985	vs. Benedictine HS	W	34-32
1991	vs. Cincinnati St. Xavier	W	39-20
1996	vs. Cincinnati St. Xavier	W	35-14
2007	vs. St. Edward	W	19-14
2013	vs. Cincinnati St. Xavier	L	10-13

## Joe Eitel, Division I, Region 1

Rank	W-L	Mailing City	School	Avg	Level 1	L2	L2 divisor
1	8-1	Mentor	Mentor \$	32.0952	51.0	259.0	98
2	8-1	Solon	Solon \$	26.9111	50.5	213.0	100
3	8-1	Canton	Canton McKinley \$	25.9293	47.0	205.0	99
4	6-2	Lakewood	St. Edward \$	24.3239	35.5	175.0	88
5	7-2	Euclid	Euclid \$	24.0859	44.5	189.5	99
6	6-2	Cleveland	Saint Ignatius \$	22.4716	37.5	156.5	88
7	7-2	Austintown	Austintown-Fitch \$	21.5079	42.5	164.5	98
8	6-3	Strongsville	Strongsville	16.2056	36.5	121.5	100
9	6-3	Massillon	Jackson	15.3389	35.0	114.5	100
10	7-2	Cleveland Heights	Cleveland Heights	15.1500	40.5	106.5	100
11	4-5	Medina	Medina	12.2333	25.5	94.0	100
12	5-4	Berea	Berea-Midpark	11.7333	30.0	84.0	100
13	4-5	Stow	Stow-Munroe Falls @	9.8667	24.0	72.0	100
14	5-4	Shaker Heights	Shaker Heights	9.7444	31.0	63.0	100
15	4-4	Cleveland	John Marshall @	7.4055	22.5	39.5	86
16	2-7	Cleveland	Rhodes @	3.5000	11.5	22.0	99
17	1-8	Canton	GlenOak @	1.0960	3.5	7.0	99
18	1-8	Brunswick	Brunswick @	0.7222	6.5	0.0	100

\$ = Clinched playoff spot @ Mathematically eliminated

## Statewide Division I AP Poll

Week 8 Poll: Released October 15

School	Last Wk.	1st votes	Record	Points
1. Colerain	(1)	22	9-0	238
2. Mentor	(4)	2	8-1	201
3. Hilliard Davidson	(7)	-	8-1	162
4. Solon	(8)	-	8-1	119
5. Clayton Northmont	(6)	-	8-1	117
T-6. Canton McKinley	(2)	-	8-1	77
T-6. St. Edward	(9)	-	6-2	77
8. Dublin Coffman	(10)	-	8-1	76
9. Reynoldsburg	(-)	-	8-1	59
10. Pickerington Cent.	(3)	-	7-2	49

Others receiving 12 or more points: 11. Saint Ignatius (44);  
 12. Springfield (36); 13. Euclid (30)

## USA TODAY Super 25 Regional Football Rankings

### MIDWEST

Illinois, Indiana, Iowa, Kansas, Kentucky, Michigan,  
 Minnesota, Missouri, Nebraska, North Dakota,  
 Ohio, South Dakota, West Virginia and Wisconsin

1. (1) Warren Central (Indianapolis, IN), 9-0
2. (2) Akron Archbishop Hoban, 9-0
3. (3) Colerain (Cincinnati, OH), 9-0
4. (6) Cass Tech (Detroit, MI), 9-0
5. (4) Lincoln Way East (Frankfort, IL), 9-0
6. (5) Covington Catholic (KY), 9-0
7. (7) Muskegon (MI), 9-0
8. (8) Brother Rice (IL), 9-0
9. (9) Martinsburg (WV), 9-0
10. (10) Mentor, 8-1

# GAME PREVIEW

## WILDCATS AND EAGLES MEET IN REGULAR SEASON FINALE

By Joe Ginley '12

Every year since 1971, the Wildcats and Eagles have met on the gridiron. Since the rivalry began, the contest has gained many monikers, but perhaps "The Game" fits the best.

In the regular season matchups since 1971, the Wildcats own the narrowest of advantages, 24-23-1. Overall, Saint Ignatius owns a 31-24-1 margin in the series, as Head Football Coach Chuck Kyle '69 has a 25-12-1 mark vs. the Eagles, including a 24-9 record since 1988.

This year's contest will take place in a unique venue – at FirstEnergy Stadium, the home of the Cleveland Browns. The game will be one that players on both sidelines will remember forever.

### ST. EDWARD OFFENSE VS. SAINT IGNATIUS DEFENSE

Under the direction of Head Coach Tom Lombardo, St. Edward operates a big-play offense. The Eagles are a quick-strike team ready to pounce on the slightest mistake and exploit it for a touchdown.

Quarterback Garrett Dzuro leads the offense. The dual-threat signalcaller has 1,069 yards and 15 touchdowns through the air this season and 534 yards and 5 scores on the ground.

The Eagles can pass effectively, but this is a running team. Through eight games, St. Edward has run the ball on 69% of its plays (310 of 447 plays). Jordan Castleberry is the bellcow for a talented rushing attack, with 154 carries for 956 yards and 13 touchdowns. The Eagles utilize a zone read scheme, in which the shifty senior thrives, cutting to the seam and using his quickness to dash through the hole.

On the flipside, the Wildcats' 3-3 stack defense will be paying close attention to gap integrity. Middle linebacker Tommy Eichenberg anchors the front six, leading the team in tackles. Zach McMahan, Aidan Wells, and Anthony Gerace will play a key role in occupying gaps and blockers to allow the 'backers to flow to the ball.

The Wildcats will also need to pay close attention to Quintel Kent. The 6'0, 165-pound wideout tops the team with 38 receptions for 594 yards and 8 touchdowns. Kent caught the game-winning touchdown last week vs. Moeller, and can burn you if you don't pay enough attention to him.

The Wildcats will look to match Kent with skilled cornerbacks, including Jett Elad, Jack Kennedy, and Connor Cmiel. At safety, Danny Scelza, Jack Welch, Mitch Puhalsky, and Nick Velotta Jr. will provide help in the run game and help over the top with the

Eagles' deep passing attack.

### SAINT IGNATIUS OFFENSE VS. ST. EDWARD DEFENSE

On defense, the Eagles feature a mix of youth and experience, with six seniors and five juniors in the starting lineup. The Eagles certainly have plenty of playmakers on the defensive side of the ball.

The Eagles will typically line up with a 4-man front, often with two tackles with hands in the dirt and two standup defensive ends. St. Edward switches between 2 and 3 linebackers, depending on the situation.

Up front, defensive end Jeffrey Pietrowski leads the linemen with 72 total tackles (23 solo, 40 assists). Teon Smith, Daylan Jernigan, and Richard Johnson are the top men at linebacker, often blitzing in a variety of ways to stump opposing offenses.

St. Edward possesses a very strong secondary filled with playmakers. Caden Kolesar is the heart of the defensive backfield at cornerback, compiling 7 pass breakups, 3 sacks, and 2 quarterback hits. Logan and Lawson Nash anchor things at corner and safety, respectively. Lawson Nash tops the team with 4 interceptions this season.

On offense, the Wildcats have steadily improved over the course of the season. Much of the credit goes to the offensive line, which has gained a reputation for grit down the stretch, opening running lanes for Jahadge "Bo" Floyd and Jack Welch. The Wildcats will need to establish the run early on in this matchup.

The running game has often opened space for the passing game this season. Quarterback Patrick Delahunty has shown off his strong arm and quick legs, finding Connor Cmiel and Jack Kennedy on deep routes, Ethan Biacsi and Nate Conry in the intermediate game, and Jake Lang and Aidan Wells in the red zone.

### SAINT IGNATIUS SPECIAL TEAMS VS. ST. EDWARD SPECIAL TEAMS

Special teams has been a strength for the Wildcats this season. Rory McConville has handled extra points and field goals well, with Declan Mangan converting a few longer kicks. Pat Otter has pinned opponents deep all year, thanks to great snaps from Sean Wracher.

Gianluca Russo handles most of the kicking duties for the Eagles, notching 23-of-26 PATs and 1-of-2 field goals. Grant Saringer is the kickoff specialist (48.6 yards per kick), and Justin Slattery is the punter (34.6 yard average).



# ST. XAVIER RECAP

## WILDCATS CLINCH SPOT IN THE PLAYOFFS WITH VICTORY

By Joe Ginley '12

In a battle of Division I heavyweights, the men of Ohio City once again prevailed over a Cincinnati powerhouse. On a sunny Saturday afternoon in Cincinnati, the Saint Ignatius Wildcats overcame a double-digit deficit to earn a 27-20 victory over the St. Xavier Bombers and claim a spot in the 2018 OHSA Division I playoffs.

The contest began with a three-and-out for the Wildcats. On St. Xavier's first drive, Jack Welch intercepted the Bombers. The Wildcats could not take advantage of the nice field position at the St. Xavier 39-yard line, punting the ball.

Following a beautiful Pat Otter punt, St. Xavier assumed possession deep within its own territory at the 3-yard line. The Bombers picked up four yards on the first play of the drive before striking gold. Wyatt Hudepohl tossed it out wide to running back Chris Payne on a seemingly innocent play. However, Payne pushed past a couple Saint Ignatius tacklers before following his blockers down the sideline. No Wildcat could catch him, and Payne found his way into the end zone for a 93-yard touchdown run. The Bombers missed the ensuing extra point, setting the score at 6-0 St. Xavier with 7:06 left in the first quarter.

The Bombers' defense made a big play a couple drives later. BJ Ferguson picked off the Wildcats with just over a minute left in the first quarter. The Bombers assumed possession at their own 21-yard line but the drive, which stretched into the second quarter, could not capitalize on the turnover.

An unsuccessful Wildcats possession sent the ball back to the Bombers. The Saint Ignatius defense notched its second of three turnovers in the first half. Nick Velotta Jr. intercepted a pass across the middle, returning it to the St. Xavier 26-yard line.

The Wildcats could not find the end zone, but Rory McConville still made the Bombers pay, converting a 35-yard field goal. His sixth field goal of the year narrowed the deficit to 6-3.

The teams exchanged the ball before the Bombers drove down the field in the final minutes of the half. On the eighth play of the drive, Hudepohl lofted a 16-yard touchdown pass to Marshall Lang for a touchdown score. Joe Sullivan's PAT sent the lead to double digits, 13-3.

On the following drive, the Wildcats fumbled. The turnover did not hurt the Cats, as Tommy Eichenberg forced a fumble a couple plays later. The play gave the Cats another shot at narrowing the deficit.

In the final 50 seconds of the half, the Wildcats

drove to the end zone. Patrick Delahunty orchestrated a 6-play, 54-yard march, utilizing several receivers en route to the end zone. Cmiel hauled in a 14-yard touchdown score on a flag route to complete the drive. McConville hit the extra point, leaving the score at 13-10 Bombers entering the second half.

On the first drive of the third, Hudepohl went to work for the Bombers. The junior signalcaller led a 7-play, 68-yard drive. Clifford capped it off with a beautiful catch in the back of the end zone on a fade from Hudepohl. The touchdown and extra point extended the St. Xavier lead to 20-10.

The Wildcats did not panic. Floyd and Delahunty started a march with runs of 16 and 15 yards, setting up the play-action. Cmiel ran a post route right down the middle, outrunning the defensive back and catching a beauty from Delahunty.

The Bombers punted on the following drive before the game turned into a pick party. The Wildcats threw an interception during the next possession. On the next play, the Bombers lofted a deep ball, only to have Jack Kennedy leap in front of the ball for an interception, his second of the year.

With 2:56 left in the third quarter, Delahunty and the methodical Wildcats' offense utilized a strong run game and quick out routes to the sidelines for gains of 10 to Nate Conry and 36 to Cmiel to get traction. Delahunty led the Wildcats to the Bombers' 23-yard line by the end of the third.

The Bombers held strong on the first play of the fourth quarter, a third and long, forcing the Wildcats to attempt the field goal. McConville hit the 37-yarder easily to knot the score at 20.

The Wildcats' defense forced a three-and-out before the Saint Ignatius offense took full control.

Floyd pounded the ball on four straight plays to begin the drive. Delahunty completed a 6-yard pass to Cmiel before Floyd grunted out 4 yards on the next two carries. The runs caused the Bombers' safeties to cheat up on the run, giving Cmiel single coverage on the outside. The junior burned the Bombers, hauling in a 35-yard completion from Delahunty to the 1-yard line.

Three plays after the big play-action pass, Delahunty rolled out on a naked bootleg and found Aidan Wells for a critical 4-yard touchdown catch.

In the final 4:17 of the game, the Wildcats held strong on two St. Xavier drives. Merick Hartley ensured victory on the last play of the game, tabbing the team's fourth interception of the game and 10th of the season.

# QUICK STATS / FIRSTENERGY STADIUM

## Week Nine:

Saint Ignatius: 27 St. Xavier: 20

Saturday, October 20

Score by Quarters	1	2	3	4	Total
Saint Ignatius	0	10	7	10	27
St. Xavier	6	7	7	0	20

### 1st Quarter

07:06 STX - Payne 93 yd run (Kick failed)

### 2nd Quarter

04:00 SIHS - McConville 35 yd field goal

01:26 STX - Lang 16 yd pass from Hudepohl (Kiley kick)

00:13 SIHS - Cmiel 14 yd pass from Delahunty (McConville kick)

### 3rd Quarter

08:35 STX - Clifford 34 yd pass from Hudepohl (Kiley kick)

06:52 SIHS - Cmiel 54 yd pass from Delahunty (McConville kick)

### 4th Quarter

11:51 SIHS - McConville 37 yd field goal

04:17 SIHS - Wells 4 yd pass from Delahunty (McConville kick)

	SIHS	STX
FIRST DOWNS	23	14
RUSHES-YARDS (NET)	45-136	21-129
PASSING YDS (NET)	311	216
Passes Att-Comp-Int	28-20-2	36-20-4
TOTAL PLAYS-YARDS	73-447	57-345
Fumble Returns-Yards	0-0	1-0
Punt Returns-Yards	1-0	1-1
Kickoff Returns-Yards	3-57	2-25
Interception Returns-Yards	4-20	2-13
Punts (Number-Avg)	4-47.0	5-39.8
Fumbles-Lost	3-2	3-1
Penalties-Yards	5-42	4-29
Possession Time	28:25	19:35
Third-Down Conversions	6 of 14	6 of 13
Fourth-Down Conversions	1 of 2	0 of 0
Red-Zone Scores-Chances	4-5	1-1
Sacks By: Number-Yards	0-0	1-6

RUSHING: Saint Ignatius- Floyd 23-71; Delahunty 8-46; Welsh 10-29; Cmiel 1-3; Crosby 1-0; Kennedy 1-(-5); Cook 1-(-8)

St. Xavier- Payne 15-130; Gerbus 1-2; Newman 2-1; Hudepohl 2-(-2); TEAM 1-(-2)

PASSING: Saint Ignatius- Delahunty 20-28-2-31

St. Xavier- Hudepohl 20-36-4-216

RECEIVING: Saint Ignatius- Cmiel 7-187; Conry 5-45; Wells 2-24; Welsh 2-21; Kennedy 2-20; Biacsi 1-7; Floyd 1-7  
St. Xavier- McIntyre 5-39; Kreimer 5-37; Clifford 3-75; Lang 2-22; Stockman 2-15; Maier 1-22; Newman 1-10; Payne 1-(-4)

INTERCEPTIONS: Saint Ignatius- Velotta Jr. 1-11; Hartley 1-9; Welsh 1-0; Kennedy 1-0

St. Xavier- Hundley 1-13; Ferguson 1-0

FUMBLES: Saint Ignatius- Floyd 2-1; Cook 1-1

St. Xavier- Kreimer 1-0; McIntyre 1-1; Hudepohl 1-0

Ballaban Field

Kickoff time: 2 PM • End of Game: 4:30 PM •

Total elapsed time: 2:30

Weather: Sunny, crisp, windy

## FIRSTENERGY STADIUM

vs. St. Edward



100 Alfred Lerner Way, Cleveland, OH

Built: 1997-1999

Renovated: 2014 and 2015

Playing Surface: Kentucky Bluegrass

Seating Capacity: 67,431

Wildcats' Overall Record: 2-1

This will be the fourth time that the Wildcats will pay a visit to FirstEnergy Stadium, home to the National Football League's Cleveland Browns. Saint Ignatius lost to Lake Catholic in 2010, 28-21; defeated Cardinal Mooney in 2012, 31-7; and beat St. Edward in 2016, 34-7. The first two of those games were part of the Cleveland Browns' High School Football Charity Game.

Construction on FirstEnergy Stadium began in May 1997 when it was announced that the Cleveland Browns were making a comeback to the city in 1999. It officially opened on September 12, 1999, when the Browns hosted the Pittsburgh Steelers.

The stadium is a natural concrete and glass structure, using precast and concrete for the upper concourse structure. The construction of the base and structure took more than 6,000 truckloads of concrete. The playing surface is Kentucky Bluegrass. FirstEnergy Stadium is one of the few NFL stadiums that has natural grass as its playing surface. The field has an underground heating system for the cold Cleveland winters and for when snow is on the field.

In January of 2013, after Jimmy Haslam bought the Cleveland Browns, he announced that the naming rights of the stadium would be sold to FirstEnergy Corporation, an Akron-based electricity service. Haslam then announced major renovations to the stadium, which included a new audio system, two new scoreboards (4th largest in the NFL), adding more seats to the lower bowl, improving concessions, installing WiFi around the entire stadium, more video screens around the stadium, and enhancing the premium club suites.

# LAST SEASON'S GAME

## 2017 Week Ten:

**Saint Ignatius: 17 St. Edward: 10**  
**Saturday, October 28**

Score by Quarters	1	2	3	4	Total
Saint Ignatius	7	3	0	7	17
St. Edward	0	0	0	10	10

### 1st Quarter

07:15 SIHS - Floyd 6 yd run (Trickett kick)

### 2nd Quarter

09:24 SIHS - Trickett 24 yd field goal

### 3rd Quarter

### 4th Quarter

11:50 ED - Stencil 32 yd field goal

09:05 ED - Rice 4 yd run (Stencil kick)

01:13 SIHS - Alexander 2 yd run (Trickett kick)

	SIHS	ED
FIRST DOWNS	13	16
RUSHES-YARDS (NET)	39-92	39-174
PASSING YDS (NET)	112	105
Passes Att-Comp-Int	14-8-2	27-10-2
TOTAL OFF. PLAYS-YARDS	53-204	66-279
Fumble Returns-Yards	0-0	0-0
Punt Returns-Yards	0-0	1-(-8)
Kickoff Returns-Yards	1-17	1-24
Interception Returns-Yards	2-5	2-17
Punts (Number-Avg)	4-38.8	4-34.5
Fumbles-Lost	0-0	3-2
Penalties-Yards	1-5	1-10
Possession Time	24:13	23:47
Third-Down Conversions	4 of 11	2 of 12
Fourth-Down Conversions	0 of 0	3 of 4
Red-Zone Scores-Chances	3-3	2-2
Sacks By: Number-Yards	1-6	5-31

RUSHING: Saint Ignatius- Floyd 20-74; Welcsh 6-26; TEAM 2-(-2)  
Alexander 11-(-6)

ED- Rice 8-46; Kincaid 6-42; Dzuro 9-40; Maddox 4-30;  
Castleberry 11-24; TEAM 1-(-8)

PASSING: Saint Ignatius- Alexander 8-13-112; Hall 0-1-1-0

ED- Dzuro 7-19-2-63; Kincaid 3-8-0-42

RECEIVING: Saint Ignatius- Snyder 3-31; Drobnick 2-13;

Drummond II 1-43; Floyd 1-19; Daugstrup 1-6

ED - Maddox 7-52; Freeman 1-38; Staples 1-10; Kurz 1-5

INTERCEPTIONS: Saint Ignatius- Toppin 1-5; Scelza 1-0

ED - White 2-17

FUMBLES: Saint Ignatius- None.

ED - Maddox 2-1; TEAM 1-1

Lakewood Stadium

Kickoff time: 7:00 PM • End of Game: 9:19 PM •

Total elapsed time: 2:19

## Late QB sneak allows Wildcats to steal away with a victory over the Eagles in Lakewood

LAKEWOOD - LAKEWOOD - For the second consecutive week, the 9-1 Saint Ignatius Wildcats defeated the Associate Press poll's top ranked Division I team. Last week it was the St. Xavier Bombers, 28-14. This week it was the St. Edward Eagles, 17-10.

The Wildcats rode their special teams to a 7-0 lead with 7 minutes and 15 seconds remaining in the first quarter.

Matthew Trickett got off a punt deep into St. Edward territory that the Eagles' return man fumbled. Wildcats running back/linebacker Jack Welcsh recovered the loose football at the St. Edward 8-yard line and two plays later tailback Jahadge Bo Floyd scored from 6 yards out. Trickett's extra-point kick was good.

After driving nearly the length of the field, Saint Ignatius capped an 18-play drive with a 24-yard field goal by Trickett and it was a 10-0 game with 9:24 left in the first half.

Thanks to the Wildcats defense led by its linebackers, Logan Joyce and Tommy Eichenberg, and its secondary, corner Cam Toppin and safety Danny Scelza, it remained a 10-0 game at halftime. Toppin came up with his sixth interception on the season and Scelza made a pick with 1:24 to go in the first half after the Eagles advanced to the Wildcats' 27-yard line. Joyce finished with 10 tackles and a fumble recovery, and Eichenberg, had five solo tackles, seven assists and a sack. Along with his interception, Scelza had six solo tackles and three assists. Safety/wide receiver John Wetula was in on eight tackles, including five solos.










The Eagles got on the scoreboard off a 32-yard field goal by Blaine Stencil with 11:50 remaining to be played and, after recovering the ensuing onside kick at mid-field, the Eagles tied the score on an eight-play drive that was capped by a 4-yard touchdown run by tailback Ty Rice and the PAT by Stencil.

The Saint Ignatius' defense forced the Eagles to again punt from deep in their territory. Taking over at the St. Edward 45, Alexander led a four-play drive that featured a 43-yard pass down the middle to wide receiver Nigel Drummond II and Danny's 2-yard, game winning touchdown that was followed by another extra point by Trickett with 1:13 left on the fourth-quarter clock.

St. Edward's final possession began at its 20-yard line after Trickett sent another kickoff into the end zone and. Pressure from Joyce and lineman Zach McMahan resulted in a tipped pass. The Eagles' night ended on an incomplete pass with just 23 seconds remaining in the game.



# COMPOSITE SCHEDULE

Opponent	Aug 24/25	Aug 31/Sept 1	Sept 7/8	Sept 14/15	Sept 21/22	Sept 28/29	Oct 5/6	Oct 12/13	Oct 19/20	Oct 26/27
Archbishop Hoban KNIGHTS		Cardinal Mooney CARDINALS W, 42-13	Huber Heights Wayne WARRIORS W, 47-28	Ursuline FIGHTING IRISH W, 56-28	St. Vincent-St. Mary FIGHTING IRISH W, 35-3	Benedictine BENGALS W, 42-14	Lake Catholic COUGARS W, 52-3	Padua BRUINS W, 63-8	Walsh Jesuit WARRIORS W, 51-6	Notre Dame-Cathedral Latin LIONS
Mentor CARDINALS	St. Edward EAGLES W, 42-39		Glenville TARBLOODERS W, 42-18	Strongsville MUSTANGS W, 45-20	Brunswick BLUE DEVILS W, 35-0	Medina BEES W, 49-10	Shaker Hts RED RAIDERS W, 45-6	Solon COMETS L, 28-29 (OT)	Euclid PANTHERS W, 29-7	Elyria PIONEERS
Euclid PANTHERS	Glenville TARBLOODERS W, 42-17	Lorain TITANS W, 42-21		Medina BEES W, 37-14	Elyria PIONEERS W, 55-0	Strongsville MUSTANGS W, 50-31	Solon COMETS W, 21-0	Brunswick BLUE DEVILS W, 42-7	Mentor CARDINALS L, 7-29	Shaker Hts RED RAIDERS
COF Academy IRONMEN	North Allegheny (PA) TIGERS L, 20-45	Huber Heights Wayne WARRIORS L, 6-42	Lima Senior SPARTANS L, 14-26		BYE	Detroit Catholic Central SHAMROCKS L, 14-35	Bloomfield Hills Brother Rice (MI) WARRIORS W, 14-13	Dayton Dunbar WOLVERINES L, 12-14	BYE	IMG Academy (FL)
Elder PANTHERS	Gahanna Lincoln GOLDEN LIONS W, 31-0	Indianapolis Cathedral (IN) FIGHTING IRISH W, 39-34	Clarkson FOOTBALL NORTH W, 21-13	St. Edward EAGLES L, 30-36		Cincinnati St. Xavier BOMBERS W, 51-26	Cincinnati Archbishop Moeller CRUSADERS L, 21-24	Winton Woods WARRIORS L, 10-28	St. John Vianney (MO) GRIFFINS W, 48-7	Cincinnati LaSalle LANCERS
Clarkson FOOTBALL NORTH	Archbishop Moeller CRUSADERS L, 14-27	BYE	Elder PANTHERS L, 13-21	Erie (PA) ROYALS W, 42-28	Lorain TITANS W, 38-28		St. Frances Academy (MD) PANTHERS L, 6-64	St. Xavier BOMBERS L, 19-38	Cheshire Academy (CT) CATS W, 49-41	vs. Erie Cathedral Prep (PA) RAMBLERS
West Toronto Prep SQUAD	Peters Township (PA) INDIANS L, 7-43	Pickerington Central TIGERS L, 6-56	Massillon Perry PANTHERS L, 0-35	Brentwood Academy (TN) EAGLES L, 7-48	BYE	Cardinal Mooney CARDINALS L, 6-52		vs. Erie (PA) Cathedral Prep RAMBLERS L, 13-49	Erie McDowell TROJANS L, 20-38	Dayton Dunbar WOLVERINES
Cincinnati Archbishop Moeller CRUSADERS	Clarkson FOOTBALL NORTH W, 27-14	Louisville Trinity (KY) SHAMROCKS W, 21-14	Scott County (KY) CARDINALS L, 7-10	Lexington Lafayette (KY) GENERALS W, 39-0	Cincinnati St. Xavier BOMBERS W, 19-14	Cincinnati LaSalle LANCERS W, 21-14 OT	Cincinnati Elder PANTHERS W, 24-21		St. Edward EAGLES L, 22-29	Winton Woods WARRIORS
Cincinnati St. Xavier BOMBERS	Lakota West FIREBIRDS W, 34-0	Cincinnati Colerain CARDINALS L, 12-14	Walnut Hills EAGLES W, 41-7	Indianapolis Cathedral (IN) FIGHTING IRISH L, 14-20 OT	Cincinnati Archbishop Moeller CRUSADERS L, 14-19	Cincinnati Elder PANTHERS L, 26-51	Cincinnati LaSalle LANCERS W, 42-7	Clarkson FOOTBALL NORTH W, 38-19		Louisville (KY) St. Xavier Tigers
St. Edward EAGLES	vs. Mentor CARDINALS L, 39-42	vs. Detroit Cass Tech (MI) TECHNICIANS L, 20-21	vs. Erie Cathedral Prep (PA) RAMBLERS W, 35-3	Cincinnati Elder PANTHERS W, 36-30	BYE	Buchtel GRIFFINS W, 42-7	Indianapolis Cathedral (IN) FIGHTING IRISH W, 39-14	St. Joseph FOOTBALL NORTH W, 38-7	Cincinnati Archbishop Moeller CRUSADERS W, 29-22	