

2014-2015 8 & UNDER MEMBERSHIP REPORT



TABLE OF CONTENTS

Background	Page 1
National Analysis	Page 2
Michigan Analysis	Pages 3-4
2 and 2 Challenge	Pages 5-6
Michigan's 2014-15 Association Performance	Pages 7-10
Local Association Analysis	Pages 11-41
Program Services Contact for Affiliate	Kevin Erlenbach (719) 538-1119/ kevine@usahockey.org





This report focuses on the foundation of USA Hockey’s player base – the 8 & under age category. It examines the entry-level age group both at the National and Affiliate level for the past five seasons, as well as the past three seasons at the association level. The objective is to help all levels of USA Hockey’s structure understand their past performance and create achievable growth goals for the 2015-16 season.

Recently, concentrated growth efforts in the 8 & under age category have produced positive results:

- 8 & under participation saw an increase for the second year in a row and four out of the last five seasons.
- During the 2014-15 season there were 105,925 players; the 2nd highest total in USA Hockey history.

To continue increasing participation, USA Hockey’s efforts remain focused on these key initiatives:

- Attracting new players each season
- Retaining players from one season to the next

By increasing the number of players at the 8 & under age level, associations are positively impacting growth at the older age levels. The table below demonstrates that recent growth at the 8 & under age level is improving the larger 9 to 14 age groups, thus supplementing long-term growth.

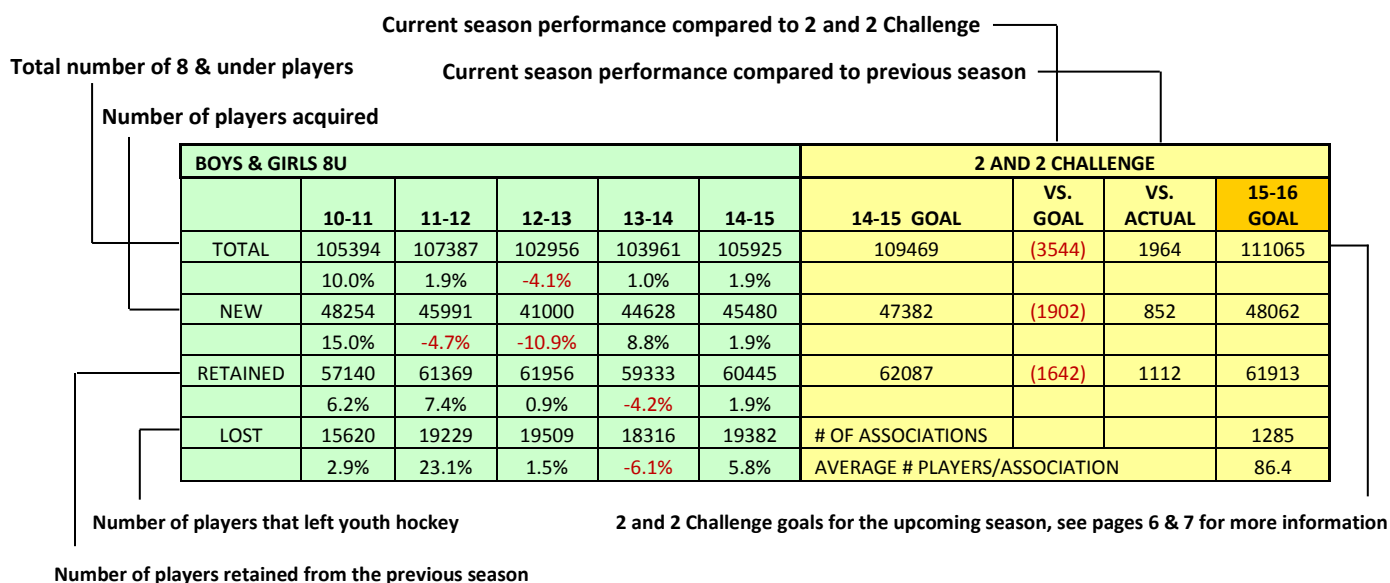
TOTAL BOYS & GIRLS HOCKEY PARTICIPATION: AGES 9 THROUGH 14

	2010-11	2011-12	2012-13	2013-14	2014-15
Participants	171,826	174,884	175,867	177,906	181,107
% increase	1.7%	1.8%	0.6%	1.2%	1.8%

Putting growth initiatives into action requires a coordinated effort between USA Hockey national staff and local youth hockey volunteers. In an effort to work more closely with local associations, USA Hockey has instituted the 2 and 2 Challenge. The 2 and 2 Challenge, further explained on page 5, is a comprehensive program that utilizes existing national growth programs, resources, and tools to help youth hockey leaders grow participation with their local associations. To achieve these growth goals, the 2 and 2 Challenge asks participating associations to add two new players and retain two additional players than the previous season’s total.

Combining established growth initiatives with USA Hockey’s American Development Model will ensure greater skill development and increased participation.

HOW TO READ THE DATA CHARTS IN THIS REPORT





2014-15 KEY TAKEAWAYS—NATIONAL

Total

- In 2014-15, the total number of players ages 8 & under increased by 1,964 (1.9%) to 105,925.
- With this increase, the 2014-15 season represents the 2nd largest total of players at the 8 & under level in USA Hockey history.

Acquisition

- New players increased from 44,628 to 45,480 in 2014-15, an addition of 852 (1.9%).
- This is the second consecutive season of growth in new players.

Retention

- Retained players increased by 1,112 (1.9%) to a total of 60,445.

NATIONAL BOYS AND GIRLS 8U

	10-11	11-12	12-13	13-14	14-15
TOTAL	105394	107387	102956	103961	105925
%	10.0%	1.9%	-4.1%	1.0%	1.9%
NEW	48254	45991	41000	44628	45480
%	15.0%	-4.7%	-10.9%	8.8%	1.9%
RETAINED	57140	61396	61956	59333	60445
%	6.2%	7.4%	0.9%	-4.2%	1.9%
LOST	15620	19229	19509	18316	19382
%	2.9%	23.1%	1.5%	-6.1%	5.8%

NATIONAL BOYS 8U

	10-11	11-12	12-13	13-14	14-15
TOTAL	89907	91199	87805	88168	89386
%	9.7%	1.4%	-3.7%	0.4%	1.4%
NEW	40058	37875	33917	36744	37184
%	15.0%	-5.4%	-10.5%	8.3%	1.2%
RETAINED	49849	53324	53888	51424	52202
%	5.7%	7.0%	1.1%	-4.6%	1.5%
LOST	12350	15149	15308	14559	15304
%	3.5%	22.7%	1.0%	-4.9%	5.1%

NATIONAL GIRLS 8U

	10-11	11-12	12-13	13-14	14-15
TOTAL	15487	16188	15152	15794	16539
%	-1.9%	4.5%	-6.4%	4.2%	4.7%
NEW	8197	8116	7085	7887	8299
%	3.9%	-1.0%	-12.7%	11.3%	5.2%
RETAINED	7290	8072	8067	7907	8240
%	-7.8%	10.7%	-0.1%	-2.0%	4.2%
LOST	3272	4081	4201	3759	4082
%	-13.0%	24.7%	2.9%	-10.5%	8.6%



2014-15 KEY TAKEAWAYS—MICHIGAN

Total

- The total number of players ages 8 & under in Michigan decreased by 39 (-0.5%) to 7,277.

Acquisition

- New players increased by 55 (1.9%) to 2,942.
- This was the second consecutive season Michigan has seen growth in new players.

Retention

- Retained players decreased by 94 (-2.1%) from 2013-14 to 4,335.

MICHIGAN BOYS AND GIRLS 8U

	10-11	11-12	12-13	13-14	14-15
TOTAL	9004	8444	7880	7316	7277
%	6.2%	-6.2%	-6.7%	-7.2%	-0.5%
NEW	3815	3165	2837	2887	2942
%	14.6%	-17.0%	-10.4%	1.8%	1.9%
RETAINED	5189	5279	5043	4429	4335
%	0.8%	1.7%	-4.5%	-12.2%	-2.1%
LOST	1179	1696	1425	1553	1463
%	-0.8%	43.9%	-16.0%	9.0%	-5.8%

MICHIGAN BOYS 8U

	10-11	11-12	12-13	13-14	14-15
TOTAL	8110	7594	7035	6446	6429
%	5.3%	-6.4%	-7.4%	-8.4%	-0.3%
NEW	3329	2752	2408	2444	2506
%	13.1%	-17.3%	-12.5%	1.5%	2.5%
RETAINED	4781	4842	4627	4002	3923
%	0.5%	1.3%	-4.4%	-13.5%	-2.0%
LOST	996	1411	1185	1307	1195
%	0.1%	41.7%	-16.0%	10.3%	-8.6%

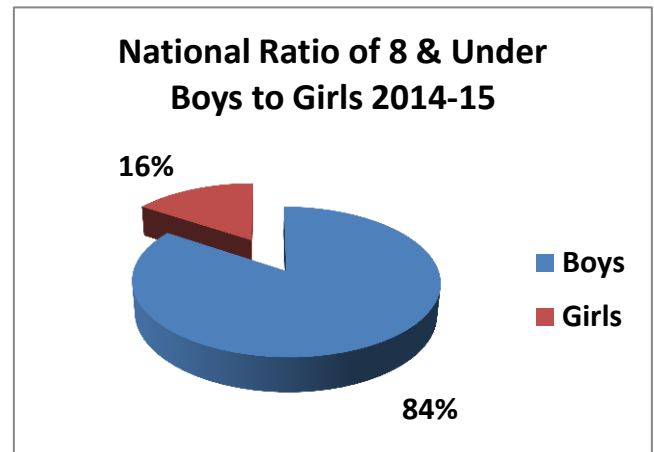
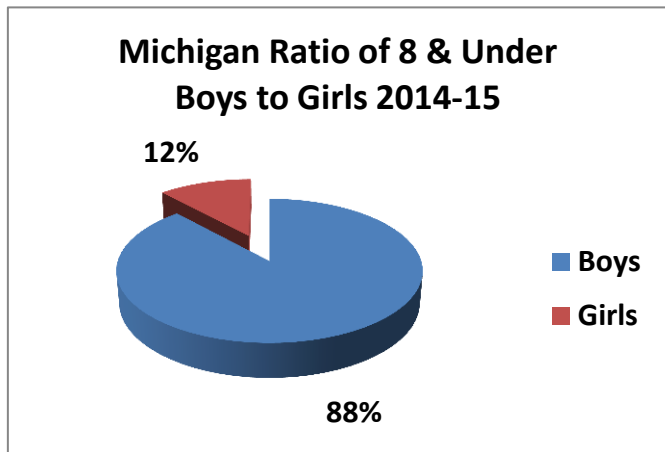
MICHIGAN GIRLS 8U

	10-11	11-12	12-13	13-14	14-15
TOTAL	894	850	845	870	848
%	15.1%	-4.9%	-0.6%	3.0%	-2.5%
NEW	486	413	429	443	436
%	25.9%	-15.0%	3.9%	3.3%	-1.6%
RETAINED	408	437	416	427	412
%	4.3%	7.1%	-4.8%	2.6%	-3.5%
LOST	183	285	240	246	268
%	-5.7%	55.7%	-15.8%	2.5%	8.9%

RATIO OF BOYS TO GIRLS—8 & UNDERS

Michigan: Boys represented 88% of all 8 & under youth hockey participants, while girls represented 12%.

National: Boys represented 84% of all 8 & under youth hockey participants, while girls represented 16%.



RETENTION INCREASES WITH AGE

Youth hockey retention increases with both age and seasons accrued. While retention rates increase from 10 & under on up, the overall growth of hockey relies on acquiring more 8 & under players.

Michigan's retention results for 2014-15 by age segment:

- 41.1% of all 4 Year Olds returned as 5 Year Olds
- 58.4% of all 5 Year Olds returned as 6 Year Olds
- 74.9% of all 6 Year Olds returned as 7 Year Olds
- 80.8% of all 7 Year Olds returned as 8 Year Olds
- 90.7% of all 10 & Under returned in 2014-15
- 95.0% of all 12 & Under returned in 2014-15
- 96.3% of all 14 & Under returned in 2014-15

National Average 37.4%
 National Average 55.2%
 National Average 70.1%
 National Average 77.2%

National Average 86.0%
 National Average 91.6%
 National Average 94.5%



2 AND 2 CHALLENGE

The 2 and 2 Challenge is a comprehensive growth program for local associations. It is a blueprint that guides youth hockey leadership through national programs and tools to reach their growth goals of acquiring two new players and retaining two additional players than the previous season’s total.

To complete the 2 and 2 Challenge, associations utilize three programs that drive growth – **Retention**, **Acquisition** & **Conversion**.

RETENTION—*Welcome Back Week* September 14th - 20th

Reaching out with a personal invitation to return to youth hockey is crucial. For this program, associations coordinate phone calls inviting families back to youth hockey.



ACQUISITION—*Try Hockey For Free Days* November 7th & February 20th

Try Hockey events provide associations the opportunity to attract new families to the rink. Last season over 25,000 kids were introduced to youth hockey through this program.



CONVERSION—*Transition Program*

Children that sample youth hockey don’t always become new hockey players. A low-cost, low-commitment program to easily transition families from trying hockey to participating in youth hockey programs will significantly increase the likelihood of adding more players. Examples of how this can be achieved is offering a Learn-to-Play program or mixing prospective players into existing beginner programs.



By taking advantage of these national programs, participating associations will be nationally recognized as achieving the 2 and 2 Challenge and be rewarded for their efforts.

To learn more and to accept the 2 and 2 Challenge, visit www.2and2Challenge.com or call (719) 538-1124.





2 AND 2 CHALLENGE GOALS

ASSOCIATION

The 2 and 2 Challenge goals for every association are to add two new players and retain two additional players than the previous season's 8 & under player total.

Below is an example of an association that achieved their 2 and 2 Challenge goals from this past season and their new goals for 2015-16:

Previous three seasons results				2 and 2 Challenge results and goals			
BOYS & GIRLS_8 & UNDER				2 AND 2 CHALLENGE			
	12-13	13-14	14-15	14-15 GOAL	VS. GOAL	VS. ACTUAL	15-16 GOAL
TOTAL	71	64	79	68	11	15	83
NEW	37	32	42	34	8	10	44
RETAINED	34	32	37	34	3	5	39
LOST	23	25	15				

If the 2 and 2 Challenge goals are achieved again in 2015-16, this program will enjoy a 5.1% increase.

- **TOTAL:** 44 new + 39 retained = 83 total players
- **NEW:** 42 + 2 = 44 new players
- **RETAINED:** 37 + 2 = 39 retained players

MICHIGAN

MICHIGAN	2014-15 GOAL	2014-15 ACTUAL	2015-16 GOAL
TOTAL	7,704	7,277	7,641
NEW	3,081	2,942	3,124
RETAINED	4,623	4,335	4,517

Based on 91 associations that registered 5 players or more, the 2015-16 goals are:

- **TOTAL:** 7,277 + 364 = **7,641 (5.0%)**
- **NEW:** 2,942 + 182 = **3,124 (6.2%)**
- **RETAINED:** 4,335 + 182 = **4,517 (4.2%)**

NATIONAL

NATIONAL	2014-15 GOAL	2014-15 ACTUAL	2015-16 GOAL
TOTAL	109,469	105,925	111,065
NEW	47,382	45,480	48,050
RETAINED	62,087	60,445	63,015

Based on 1,285 associations that registered 5 players or more, the 2015-16 goals are:

- **TOTAL:** 105,925 + 5,140 = **111,065 (4.9%)**
- **NEW:** 45,480 + 2,570 = **48,050 (5.7%)**
- **RETAINED:** 60,445 + 2,570 = **63,015 (4.3%)**



ASSOCIATIONS ACCOMPLISHING THEIR 2 AND 2 CHALLENGE GOALS

While many associations experienced growth, only Alpena Hockey Association, Belle Tire Hockey Club, Chelsea, Grosse Ile Hockey Association, Grosse Pointe Hockey Association, Lapeer County Hockey Association, Michigan Ice Hawks Hockey Club, Michigan Nationals Hockey Association, Midland Amateur Hockey League, Ontonagon Amateur Hockey Association, Rockford Hockey Association, Westland Hockey Association, West Shore Amateur Hockey Association, and Wyandotte Warriors Hockey Association successfully met their 2 and 2 Challenge goals of growing by two for both new and retained players.

MICHIGAN'S 2014-15 ASSOCIATION PERFORMANCE

<u>Association</u>	<u>Net Growth</u>
1. Greater Lansing Amateur Hockey	+88
2. Plymouth-Canton Hockey Association	+61
3. Wyandotte Warriors Hockey Association	+47
4. Grosse Ile Hockey Association	+41
5. Grosse Pointe Hockey Association	+37
6. Midland Amateur Hockey League	+32
7. Westland Hockey Association	+32
8. Belle Tire Hockey Club	+27
9. Greater Flint Hockey Association	+24
10. Trenton Hockey Association	+24
11. Rockford Hockey Association	+16
12. Ontonagon Amateur Hockey Association	+15
13. Chelsea	+14
14. West Shore Amateur Hockey Association	+14
15. Cheboygan Hockey Association	+13
16. Berkley Youth Hockey Association	+12
17. Alpena Hockey Association	+11
18. Lapeer County Hockey Association	+11
19. Michigan Nationals Hockey Association	+10
20. Junior Lumberjacks	+9
21. Jackson Area Hockey Association	+8



22. Michigan Ice Hawks Hockey Club	+7
23. Calumet Hockey Association	+6
24. Nitro Hockey	+5
25. Oakland Junior Grizzlies	+5
26. Copper Country Junior Hockey Association	+4
27. Tahquamenon Area Hockey	+4
28. Muskegon County Amateur Hockey	+3
29. Escanaba Area Junior Hockey	+2
30. Petoskey Area Hockey Association	+2
31. Royal Oak Hockey Association	+2
32. Iron Range Hockey Association	+1
33. Orchard Lake United	+1
34. Allen Park Hockey Association	0
35. Big Rapids Area Junior Hockey	0
36. Cadillac Area Hockey Association	0
37. Detroit Ice Dreams	0
38. Hockey Association at West Kent H.A.W.K.	0
39. Lakeland Hockey	0
40. Garden City Hockey Association	-1
41. Port Huron Minor Hockey Association	-1
42. Bay County Hockey Association	-2
43. Keweenaw Bay Hockey Association	-2
44. Manistique Hockey Association	-2
45. St Clair Shores Youth	-2
46. Clark Park Detroit Hockey Association	-3
47. Grand Traverse Hockey Association	-4
48. Munising Hockey Association	-4
49. Otsego County Hockey Association	-4
50. Farmington Hills Hockey Association	-5



51. Grand Rapids Amateur Hockey	-6
52. Greater Battle Creek Ice Hockey	-6
53. Kalkaska Area Hockey Association	-6
54. Monroe Hockey Association	-6
55. Troy Hockey Association	-6
56. Livonia Hockey Association	-7
57. Sanilac County Hockey Association	-7
58. Holland Hockey Association	-8
59. Marquette Junior Hockey Corp	-8
60. Dickinson Amateur Hockey Association	-9
61. Huron Hockey and Skating Association	-9
62. Suburban Hockey Group – Rochester	-10
63. Summit Plastic Molding Hockey Club	-10
64. Grand Rapids Blades	-11
65. Dearborn Hockey Association	-13
66. St Ignace Hockey Association	-13
67. Berrien Area Hockey Association	-14
68. Polar Bear Youth Hockey	-15
69. Ann Arbor Amateur Hockey Association	-16
70. Mt Clemens Hockey Association	-16
71. Birmingham Hockey Association D4	-18
72. Livingston County Hockey Association	-19
73. Soo Michigan Hockey Association	-19
74. Amateur Hockey Association Mt Pleasant	-20
75. Greater Saginaw Amateur Hockey Assn	-20
76. Eastern Michigan Hockey Association	-21
77. Compuware Youth League	-23
78. Gladwin Area Hockey Association	-23
79. Victory Honda Hockey Club	-24



80. Huron County Hockey Association	-25
81. Kensington Valley Hockey Association	-27
82. KOHA	-28
83. Kentwood Hockey & Skating Association	-29
84. Suburban Ice East Lansing	-30
85. Blue Water Hockey League	-31
86. Suburban Ice Macomb	-32
87. Grand Valley Amateur Hockey Association	-33
88. Suburban Ice Farmington Hills	-36
89. Adrian Youth Hockey Association	-42
90. USA Hockey Club Of Michigan	-43
91. Novi Youth Hockey Association	-66



MIH6328 ADRIAN YOUTH HOCKEY ASSOCIATION

BOYS & GIRLS_8 & UNDER				2 AND 2 CHALLENGE			
	12-13	13-14	14-15	14-15 GOAL	VS. GOAL	VS. ACTUAL	15-16 GOAL
TOTAL	74	88	46	92	(46)	(42)	50
NEW	50	38	3	40	(37)	(35)	5
RETAINED	24	50	43	52	(9)	(7)	45
LOST	5	12	30				

BOYS_8 & UNDER				GIRLS_8 & UNDER			
	12-13	13-14	14-15		12-13	13-14	14-15
TOTAL	68	77	39	TOTAL	6	11	7
NEW	47	32	2	NEW	3	6	1
RETAINED	21	45	37	RETAINED	3	5	6
LOST	5	11	27	LOST	0	1	3
RATIO BOYS TO GIRLS			84.8%				15.2%

MIH2001 ALLEN PARK HOCKEY ASSOCIATION

BOYS & GIRLS_8 & UNDER				2 AND 2 CHALLENGE			
	12-13	13-14	14-15	14-15 GOAL	VS. GOAL	VS. ACTUAL	15-16 GOAL
TOTAL	76	9	9	13	(4)	0	13
NEW	21	3	1	5	(4)	(2)	3
RETAINED	55	6	8	8	0	2	10
LOST	34	62	18				

BOYS_8 & UNDER				GIRLS_8 & UNDER			
	12-13	13-14	14-15		12-13	13-14	14-15
TOTAL	75	9	9	TOTAL	1	0	0
NEW	20	3	1	NEW	1	0	0
RETAINED	55	6	8	RETAINED	0	0	0
LOST	30	61	18	LOST	4	1	0
RATIO BOYS TO GIRLS			100.0%				0.0%

MIH7004 ALPENA HOCKEY ASSOCIATION

BOYS & GIRLS_8 & UNDER				2 AND 2 CHALLENGE			
	12-13	13-14	14-15	14-15 GOAL	VS. GOAL	VS. ACTUAL	15-16 GOAL
TOTAL	59	77	88	81	7	11	92
NEW	23	38	43	40	3	5	45
RETAINED	36	39	45	41	4	6	47
LOST	20	11	19				

BOYS_8 & UNDER				GIRLS_8 & UNDER			
	12-13	13-14	14-15		12-13	13-14	14-15
TOTAL	53	67	76	TOTAL	6	10	12
NEW	19	32	36	NEW	4	6	7
RETAINED	34	35	40	RETAINED	2	4	5
LOST	17	11	13	LOST	3	0	6
RATIO BOYS TO GIRLS			86.4%				13.6%



MIH5013 AMATEUR HOCKEY ASSOCIATION MT PLEASANT

BOYS & GIRLS_ 8 & UNDER				2 AND 2 CHALLENGE			
	12-13	13-14	14-15	14-15 GOAL	VS. GOAL	VS. ACTUAL	15-16 GOAL
TOTAL	61	57	37	61	(24)	(20)	41
NEW	45	27	12	29	(17)	(15)	14
RETAINED	16	30	25	32	(7)	(5)	27
LOST	7	20	24				

BOYS_ 8 & UNDER				GIRLS_ 8 & UNDER			
	12-13	13-14	14-15		12-13	13-14	14-15
TOTAL	55	54	37	TOTAL	6	3	0
NEW	41	25	12	NEW	4	2	0
RETAINED	14	29	25	RETAINED	2	1	0
LOST	5	16	24	LOST	2	4	0
RATIO BOYS TO GIRLS			100.0%				0.0%

MIH6001 ANN ARBOR AMATEUR HOCKEY ASSOCIATION

BOYS & GIRLS_ 8 & UNDER				2 AND 2 CHALLENGE			
	12-13	13-14	14-15	14-15 GOAL	VS. GOAL	VS. ACTUAL	15-16 GOAL
TOTAL	173	208	192	212	(20)	(16)	196
NEW	62	84	78	86	(8)	(6)	80
RETAINED	111	124	114	126	(12)	(10)	116
LOST	56	32	50				

BOYS_ 8 & UNDER				GIRLS_ 8 & UNDER			
	12-13	13-14	14-15		12-13	13-14	14-15
TOTAL	150	167	156	TOTAL	23	41	36
NEW	58	62	66	NEW	4	22	12
RETAINED	92	105	90	RETAINED	19	19	24
LOST	49	29	41	LOST	7	3	9
RATIO BOYS TO GIRLS			81.3%				18.8%

MIH5025 BAY COUNTY HOCKEY ASSOCIATION

BOYS & GIRLS_ 8 & UNDER				2 AND 2 CHALLENGE			
	12-13	13-14	14-15	14-15 GOAL	VS. GOAL	VS. ACTUAL	15-16 GOAL
TOTAL	67	77	75	81	(6)	(2)	79
NEW	33	36	27	38	(11)	(9)	29
RETAINED	34	41	48	43	5	7	50
LOST	9	12	12				

BOYS_ 8 & UNDER				GIRLS_ 8 & UNDER			
	12-13	13-14	14-15		12-13	13-14	14-15
TOTAL	65	72	69	TOTAL	2	5	6
NEW	31	33	23	NEW	2	3	4
RETAINED	34	39	46	RETAINED	0	2	2
LOST	7	11	9	LOST	2	1	3
RATIO BOYS TO GIRLS			92.0%				8.0%



MIH2045 BELLE TIRE HOCKEY CLUB

BOYS & GIRLS_8 & UNDER				2 AND 2 CHALLENGE			
	12-13	13-14	14-15	14-15 GOAL	VS. GOAL	VS. ACTUAL	15-16 GOAL
TOTAL	12	20	47	24	23	27	51
NEW	6	18	24	20	4	6	26
RETAINED	6	2	23	4	19	21	25
LOST	43	32	14				

BOYS_8 & UNDER				GIRLS_8 & UNDER			
	12-13	13-14	14-15		12-13	13-14	14-15
TOTAL	12	19	42	TOTAL	0	1	5
NEW	6	17	24	NEW	0	1	0
RETAINED	6	2	18	RETAINED	0	0	5
LOST	41	32	12	LOST	2	0	2
RATIO BOYS TO GIRLS			89.4%				10.6%

MIH6326 BERRIEN AREA HOCKEY ASSOCIATION

BOYS & GIRLS_8 & UNDER				2 AND 2 CHALLENGE			
	12-13	13-14	14-15	14-15 GOAL	VS. GOAL	VS. ACTUAL	15-16 GOAL
TOTAL	90	94	80	98	(18)	(14)	84
NEW	41	41	36	43	(7)	(5)	38
RETAINED	49	53	44	55	(11)	(9)	46
LOST	10	8	32				

BOYS_8 & UNDER				GIRLS_8 & UNDER			
	12-13	13-14	14-15		12-13	13-14	14-15
TOTAL	83	79	65	TOTAL	7	15	15
NEW	38	30	30	NEW	3	11	6
RETAINED	45	49	35	RETAINED	4	4	9
LOST	5	7	27	LOST	5	1	5
RATIO BOYS TO GIRLS			81.3%				18.8%

MIH6670 BIG RAPIDS AREA JUNIOR HOCKEY

BOYS & GIRLS_8 & UNDER				2 AND 2 CHALLENGE			
	12-13	13-14	14-15	14-15 GOAL	VS. GOAL	VS. ACTUAL	15-16 GOAL
TOTAL	17	17	17	21	(4)	0	21
NEW	3	9	12	11	1	3	14
RETAINED	14	8	5	10	(5)	(3)	7
LOST	3	0	2				

BOYS_8 & UNDER				GIRLS_8 & UNDER			
	12-13	13-14	14-15		12-13	13-14	14-15
TOTAL	17	16	17	TOTAL	0	1	0
NEW	3	8	12	NEW	0	1	0
RETAINED	14	8	5	RETAINED	0	0	0
LOST	3	0	2	LOST	0	0	0
RATIO BOYS TO GIRLS			100.0%				0.0%



MIH4001 BIRMINGHAM HOCKEY ASSOCIATION D4

BOYS & GIRLS_8 & UNDER				2 AND 2 CHALLENGE			
	12-13	13-14	14-15	14-15 GOAL	VS. GOAL	VS. ACTUAL	15-16 GOAL
TOTAL	119	154	136	158	(22)	(18)	140
NEW	56	67	45	69	(24)	(22)	47
RETAINED	63	87	91	89	2	4	93
LOST	41	26	38				

BOYS_8 & UNDER				GIRLS_8 & UNDER			
	12-13	13-14	14-15		12-13	13-14	14-15
TOTAL	113	146	132	TOTAL	6	8	4
NEW	52	64	44	NEW	4	3	1
RETAINED	61	82	88	RETAINED	2	5	3
LOST	38	26	36	LOST	3	0	2
RATIO BOYS TO GIRLS			97.1%				2.9%

MIH5538 BLUE WATER HOCKEY LEAGUE

BOYS & GIRLS_8 & UNDER				2 AND 2 CHALLENGE			
	12-13	13-14	14-15	14-15 GOAL	VS. GOAL	VS. ACTUAL	15-16 GOAL
TOTAL	68	64	33	68	(35)	(31)	37
NEW	35	24	18	26	(8)	(6)	20
RETAINED	33	40	15	42	(27)	(25)	17
LOST	17	16	27				

BOYS_8 & UNDER				GIRLS_8 & UNDER			
	12-13	13-14	14-15		12-13	13-14	14-15
TOTAL	63	61	33	TOTAL	5	3	0
NEW	32	22	18	NEW	3	2	0
RETAINED	31	39	15	RETAINED	2	1	0
LOST	17	13	25	LOST	0	3	2
RATIO BOYS TO GIRLS			100.0%				0.0%

MIH7011 CADILLAC AREA HOCKEY ASSOCIATION

BOYS & GIRLS_8 & UNDER				2 AND 2 CHALLENGE			
	12-13	13-14	14-15	14-15 GOAL	VS. GOAL	VS. ACTUAL	15-16 GOAL
TOTAL	35	31	31	35	(4)	0	35
NEW	5	8	14	10	4	6	16
RETAINED	30	23	17	25	(8)	(6)	19
LOST	18	3	4				

BOYS_8 & UNDER				GIRLS_8 & UNDER			
	12-13	13-14	14-15		12-13	13-14	14-15
TOTAL	29	27	29	TOTAL	6	4	2
NEW	4	7	12	NEW	1	1	2
RETAINED	25	20	17	RETAINED	5	3	0
LOST	11	2	3	LOST	7	1	1
RATIO BOYS TO GIRLS			93.5%				6.5%



MIH8512 CALUMET HOCKEY ASSOCIATION

BOYS & GIRLS_8 & UNDER				2 AND 2 CHALLENGE			
	12-13	13-14	14-15	14-15 GOAL	VS. GOAL	VS. ACTUAL	15-16 GOAL
TOTAL	57	67	73	71	2	6	77
NEW	29	28	26	30	(4)	(2)	28
RETAINED	28	39	47	41	6	8	49
LOST	5	6	9				

BOYS_8 & UNDER				GIRLS_8 & UNDER			
	12-13	13-14	14-15		12-13	13-14	14-15
TOTAL	55	60	66	TOTAL	2	7	7
NEW	28	23	23	NEW	1	5	3
RETAINED	27	37	43	RETAINED	1	2	4
LOST	3	6	7	LOST	2	0	2
RATIO BOYS TO GIRLS			90.4%				9.6%

MIH7508 CHEBOYGAN HOCKEY ASSOCIATION

BOYS & GIRLS_8 & UNDER				2 AND 2 CHALLENGE			
	12-13	13-14	14-15	14-15 GOAL	VS. GOAL	VS. ACTUAL	15-16 GOAL
TOTAL	55	40	53	44	9	13	57
NEW	27	13	31	15	16	18	33
RETAINED	28	27	22	29	(7)	(5)	24
LOST	27	16	11				

BOYS_8 & UNDER				GIRLS_8 & UNDER			
	12-13	13-14	14-15		12-13	13-14	14-15
TOTAL	43	28	37	TOTAL	12	12	16
NEW	21	9	20	NEW	6	4	11
RETAINED	22	19	17	RETAINED	6	8	5
LOST	17	13	8	LOST	10	3	3
RATIO BOYS TO GIRLS			69.8%				30.2%

MIH6009 CHELSEA

BOYS & GIRLS_8 & UNDER				2 AND 2 CHALLENGE			
	12-13	13-14	14-15	14-15 GOAL	VS. GOAL	VS. ACTUAL	15-16 GOAL
TOTAL	133	105	119	109	10	14	123
NEW	64	44	52	46	6	8	54
RETAINED	69	61	67	63	4	6	69
LOST	34	41	35				

BOYS_8 & UNDER				GIRLS_8 & UNDER			
	12-13	13-14	14-15		12-13	13-14	14-15
TOTAL	120	98	108	TOTAL	13	7	11
NEW	56	43	46	NEW	8	1	6
RETAINED	64	55	62	RETAINED	5	6	5
LOST	30	37	30	LOST	4	4	5
RATIO BOYS TO GIRLS			90.8%				9.2%



MIH2038 CLARK PARK DETROIT HOCKEY ASSOCIATION

BOYS & GIRLS_8 & UNDER				2 AND 2 CHALLENGE			
	12-13	13-14	14-15	14-15 GOAL	VS. GOAL	VS. ACTUAL	15-16 GOAL
TOTAL	51	51	48	55	(7)	(3)	52
NEW	42	37	31	39	(8)	(6)	33
RETAINED	9	14	17	16	1	3	19
LOST	9	31	21				

BOYS_8 & UNDER				GIRLS_8 & UNDER			
	12-13	13-14	14-15		12-13	13-14	14-15
TOTAL	30	35	34	TOTAL	21	16	14
NEW	24	32	24	NEW	18	5	7
RETAINED	6	3	10	RETAINED	3	11	7
LOST	7	20	14	LOST	2	11	7
RATIO BOYS TO GIRLS			70.8%				29.2%

MIH4041 COMPUWARE YOUTH LEAGUE

BOYS & GIRLS_8 & UNDER				2 AND 2 CHALLENGE			
	12-13	13-14	14-15	14-15 GOAL	VS. GOAL	VS. ACTUAL	15-16 GOAL
TOTAL	69	95	72	99	(27)	(23)	76
NEW	13	38	27	40	(13)	(11)	29
RETAINED	56	57	45	59	(14)	(12)	47
LOST	32	22	33				

BOYS_8 & UNDER				GIRLS_8 & UNDER			
	12-13	13-14	14-15		12-13	13-14	14-15
TOTAL	65	89	67	TOTAL	4	6	5
NEW	12	36	25	NEW	1	2	2
RETAINED	53	53	42	RETAINED	3	4	3
LOST	31	20	29	LOST	1	2	4
RATIO BOYS TO GIRLS			93.1%				6.9%

MIH8513 COPPER COUNTRY JUNIOR HOCKEY ASSOCIATION

BOYS & GIRLS_8 & UNDER				2 AND 2 CHALLENGE			
	12-13	13-14	14-15	14-15 GOAL	VS. GOAL	VS. ACTUAL	15-16 GOAL
TOTAL	72	86	90	90	0	4	94
NEW	28	38	34	40	(6)	(4)	36
RETAINED	44	48	56	50	6	8	58
LOST	15	6	9				

BOYS_8 & UNDER				GIRLS_8 & UNDER			
	12-13	13-14	14-15		12-13	13-14	14-15
TOTAL	72	79	83	TOTAL	0	7	7
NEW	28	31	31	NEW	0	7	3
RETAINED	44	48	52	RETAINED	0	0	4
LOST	14	6	7	LOST	1	0	2
RATIO BOYS TO GIRLS			92.2%				7.8%



MIH2011 DEARBORN HOCKEY ASSOCIATION

BOYS & GIRLS_8 & UNDER				2 AND 2 CHALLENGE			
	12-13	13-14	14-15	14-15 GOAL	VS. GOAL	VS. ACTUAL	15-16 GOAL
TOTAL	118	61	48	65	(17)	(13)	52
NEW	50	45	25	47	(22)	(20)	27
RETAINED	68	16	23	18	5	7	25
LOST	19	76	63				

BOYS_8 & UNDER				GIRLS_8 & UNDER			
	12-13	13-14	14-15		12-13	13-14	14-15
TOTAL	114	58	47	TOTAL	4	3	1
NEW	49	42	25	NEW	1	3	0
RETAINED	65	16	22	RETAINED	3	0	1
LOST	19	74	60	LOST	0	2	3
RATIO BOYS TO GIRLS			97.9%				2.1%

MIH2013 DETROIT HOCKEY ASSOCIATION

BOYS & GIRLS_8 & UNDER				2 AND 2 CHALLENGE			
	12-13	13-14	14-15	14-15 GOAL	VS. GOAL	VS. ACTUAL	15-16 GOAL
TOTAL	0	8	8	12	(4)	0	12
NEW	0	8	7	10	(3)	(1)	9
RETAINED	0	0	1	2	(1)	1	3
LOST	0	0	4				

BOYS_8 & UNDER				GIRLS_8 & UNDER			
	12-13	13-14	14-15		12-13	13-14	14-15
TOTAL	0	6	6	TOTAL	0	2	2
NEW	0	6	6	NEW	0	2	1
RETAINED	0	0	0	RETAINED	0	0	1
LOST	0	0	4	LOST	0	0	0
RATIO BOYS TO GIRLS			75.0%				25.0%

MIH8001 DICKINSON AMATEUR HOCKEY ASSOCIATION

BOYS & GIRLS_8 & UNDER				2 AND 2 CHALLENGE			
	12-13	13-14	14-15	14-15 GOAL	VS. GOAL	VS. ACTUAL	15-16 GOAL
TOTAL	52	37	28	41	(13)	(9)	32
NEW	21	2	14	4	10	12	16
RETAINED	31	35	14	37	(23)	(21)	16
LOST	16	13	8				

BOYS_8 & UNDER				GIRLS_8 & UNDER			
	12-13	13-14	14-15		12-13	13-14	14-15
TOTAL	42	35	26	TOTAL	10	2	2
NEW	16	2	13	NEW	5	0	1
RETAINED	26	33	13	RETAINED	5	2	1
LOST	16	7	7	LOST	0	6	1
RATIO BOYS TO GIRLS			92.9%				7.1%



MIH3578 DRAGONS YOUTH HOCKEY ASSOCIATION

BOYS & GIRLS_8 & UNDER				2 AND 2 CHALLENGE			
	12-13	13-14	14-15	14-15 GOAL	VS. GOAL	VS. ACTUAL	15-16 GOAL
TOTAL	0	0	12	4	8	12	16
NEW	0	0	12	2	10	12	14
RETAINED	0	0	0	2	(2)	0	2
LOST	0	0	0				

BOYS_8 & UNDER				GIRLS_8 & UNDER			
	12-13	13-14	14-15		12-13	13-14	14-15
TOTAL	0	0	11	TOTAL	0	0	1
NEW	0	0	11	NEW	0	0	1
RETAINED	0	0	0	RETAINED	0	0	0
LOST	0	0	0	LOST	0	0	0
RATIO BOYS TO GIRLS			91.7%				8.3%

MIH5503 EASTERN MICHIGAN HOCKEY ASSOCIATION

BOYS & GIRLS_8 & UNDER				2 AND 2 CHALLENGE			
	12-13	13-14	14-15	14-15 GOAL	VS. GOAL	VS. ACTUAL	15-16 GOAL
TOTAL	63	63	42	67	(25)	(21)	46
NEW	35	29	4	31	(27)	(25)	6
RETAINED	28	34	38	36	2	4	40
LOST	8	17	13				

BOYS_8 & UNDER				GIRLS_8 & UNDER			
	12-13	13-14	14-15		12-13	13-14	14-15
TOTAL	61	61	42	TOTAL	2	2	0
NEW	33	27	4	NEW	2	2	0
RETAINED	28	34	38	RETAINED	0	0	0
LOST	8	15	12	LOST	0	2	1
RATIO BOYS TO GIRLS			100.0%				0.0%

MIH8002 ESCANABA AREA JUNIOR HOCKEY

BOYS & GIRLS_8 & UNDER				2 AND 2 CHALLENGE			
	12-13	13-14	14-15	14-15 GOAL	VS. GOAL	VS. ACTUAL	15-16 GOAL
TOTAL	53	47	49	51	(2)	2	53
NEW	19	16	23	18	5	7	25
RETAINED	34	31	26	33	(7)	(5)	28
LOST	28	7	13				

BOYS_8 & UNDER				GIRLS_8 & UNDER			
	12-13	13-14	14-15		12-13	13-14	14-15
TOTAL	47	43	42	TOTAL	6	4	7
NEW	19	15	17	NEW	0	1	6
RETAINED	28	28	25	RETAINED	6	3	1
LOST	24	6	12	LOST	4	1	1
RATIO BOYS TO GIRLS			85.7%				14.3%



MIH4010 FARMINGTON HILLS HOCKEY ASSOCIATION

BOYS & GIRLS_8 & UNDER				2 AND 2 CHALLENGE			
	12-13	13-14	14-15	14-15 GOAL	VS. GOAL	VS. ACTUAL	15-16 GOAL
TOTAL	55	36	31	40	(9)	(5)	35
NEW	31	23	17	25	(8)	(6)	19
RETAINED	24	13	14	15	(1)	1	16
LOST	21	27	15				

BOYS_8 & UNDER				GIRLS_8 & UNDER			
	12-13	13-14	14-15		12-13	13-14	14-15
TOTAL	52	32	26	TOTAL	3	4	5
NEW	30	19	14	NEW	1	4	3
RETAINED	22	13	12	RETAINED	2	0	2
LOST	20	26	14	LOST	1	1	1
RATIO BOYS TO GIRLS			83.9%				16.1%

MIH2014 GARDEN CITY HOCKEY ASSOCIATION

BOYS & GIRLS_8 & UNDER				2 AND 2 CHALLENGE			
	12-13	13-14	14-15	14-15 GOAL	VS. GOAL	VS. ACTUAL	15-16 GOAL
TOTAL	40	67	66	71	(5)	(1)	70
NEW	37	48	33	50	(17)	(15)	35
RETAINED	3	19	33	21	12	14	35
LOST	9	26	30				

BOYS_8 & UNDER				GIRLS_8 & UNDER			
	12-13	13-14	14-15		12-13	13-14	14-15
TOTAL	35	59	54	TOTAL	5	8	12
NEW	32	41	25	NEW	5	7	8
RETAINED	3	18	29	RETAINED	0	1	4
LOST	9	22	27	LOST	0	4	3
RATIO BOYS TO GIRLS			81.8%				18.2%

MIH5021 GLADWIN AREA HOCKEY ASSOCIATION

BOYS & GIRLS_8 & UNDER				2 AND 2 CHALLENGE			
	12-13	13-14	14-15	14-15 GOAL	VS. GOAL	VS. ACTUAL	15-16 GOAL
TOTAL	26	44	21	48	(27)	(23)	25
NEW	15	23	5	25	(20)	(18)	7
RETAINED	11	21	16	23	(7)	(5)	18
LOST	10	8	19				

BOYS_8 & UNDER				GIRLS_8 & UNDER			
	12-13	13-14	14-15		12-13	13-14	14-15
TOTAL	20	32	18	TOTAL	6	12	3
NEW	13	17	5	NEW	2	6	0
RETAINED	7	15	13	RETAINED	4	6	3
LOST	7	7	13	LOST	3	1	6
RATIO BOYS TO GIRLS			85.7%				14.3%



MIH6675 GRAND RAPIDS AMATEUR HOCKEY

BOYS & GIRLS_8 & UNDER				2 AND 2 CHALLENGE			
	12-13	13-14	14-15	14-15 GOAL	VS. GOAL	VS. ACTUAL	15-16 GOAL
TOTAL	175	192	186	196	(10)	(6)	190
NEW	85	84	72	86	(14)	(12)	74
RETAINED	90	108	114	110	4	6	116
LOST	48	31	46				

BOYS_8 & UNDER				GIRLS_8 & UNDER			
	12-13	13-14	14-15		12-13	13-14	14-15
TOTAL	154	172	168	TOTAL	21	20	18
NEW	72	72	60	NEW	13	12	12
RETAINED	82	100	108	RETAINED	8	8	6
LOST	38	24	34	LOST	10	7	12
RATIO BOYS TO GIRLS			90.3%				9.7%

MIH6688 EGRAHA (GRAND RAPIDS BLADES)

BOYS & GIRLS_8 & UNDER				2 AND 2 CHALLENGE			
	12-13	13-14	14-15	14-15 GOAL	VS. GOAL	VS. ACTUAL	15-16 GOAL
TOTAL	35	29	18	33	(15)	(11)	22
NEW	16	13	9	15	(6)	(4)	11
RETAINED	19	16	9	18	(9)	(7)	11
LOST	3	8	10				

BOYS_8 & UNDER				GIRLS_8 & UNDER			
	12-13	13-14	14-15		12-13	13-14	14-15
TOTAL	32	26	16	TOTAL	3	3	2
NEW	14	11	9	NEW	2	2	0
RETAINED	18	15	7	RETAINED	1	1	2
LOST	2	7	9	LOST	1	1	1
RATIO BOYS TO GIRLS			88.9%				11.1%

MIH7013 GRAND TRAVERSE HOCKEY ASSOCIATION

BOYS & GIRLS_8 & UNDER				2 AND 2 CHALLENGE			
	12-13	13-14	14-15	14-15 GOAL	VS. GOAL	VS. ACTUAL	15-16 GOAL
TOTAL	170	174	170	178	(8)	(4)	174
NEW	61	60	50	62	(12)	(10)	52
RETAINED	109	114	120	116	4	6	122
LOST	28	16	20				

BOYS_8 & UNDER				GIRLS_8 & UNDER			
	12-13	13-14	14-15		12-13	13-14	14-15
TOTAL	156	144	147	TOTAL	14	30	23
NEW	50	43	40	NEW	11	17	10
RETAINED	106	101	107	RETAINED	3	13	13
LOST	26	13	15	LOST	2	3	5
RATIO BOYS TO GIRLS			86.5%				13.5%



MIH6601 GRAND VALLEY AMATEUR HOCKEY ASSOCIATION

BOYS & GIRLS_8 & UNDER				2 AND 2 CHALLENGE			
	12-13	13-14	14-15	14-15 GOAL	VS. GOAL	VS. ACTUAL	15-16 GOAL
TOTAL	34	43	10	47	(37)	(33)	14
NEW	21	25	0	27	(27)	(25)	2
RETAINED	13	18	10	20	(10)	(8)	12
LOST	3	0	13				

BOYS_8 & UNDER				GIRLS_8 & UNDER			
	12-13	13-14	14-15		12-13	13-14	14-15
TOTAL	30	38	10	TOTAL	4	5	0
NEW	17	24	0	NEW	4	1	0
RETAINED	13	14	10	RETAINED	0	4	0
LOST	3	0	11	LOST	0	0	2
RATIO BOYS TO GIRLS			100.0%				0.0%

MIH6310 GREATER BATTLE CREEK ICE HOCKEY

BOYS & GIRLS_8 & UNDER				2 AND 2 CHALLENGE			
	12-13	13-14	14-15	14-15 GOAL	VS. GOAL	VS. ACTUAL	15-16 GOAL
TOTAL	48	53	47	57	(10)	(6)	51
NEW	41	30	25	32	(7)	(5)	27
RETAINED	7	23	22	25	(3)	(1)	24
LOST	8	12	22				

BOYS_8 & UNDER				GIRLS_8 & UNDER			
	12-13	13-14	14-15		12-13	13-14	14-15
TOTAL	37	40	44	TOTAL	11	13	3
NEW	30	20	22	NEW	11	10	3
RETAINED	7	20	22	RETAINED	0	3	0
LOST	8	8	13	LOST	0	4	9
RATIO BOYS TO GIRLS			93.6%				6.4%

MIH5505 GREATER FLINT HOCKEY ASSOCIATION

BOYS & GIRLS_8 & UNDER				2 AND 2 CHALLENGE			
	12-13	13-14	14-15	14-15 GOAL	VS. GOAL	VS. ACTUAL	15-16 GOAL
TOTAL	0	0	24	4	20	24	28
NEW	0	0	24	2	22	24	26
RETAINED	0	0	0	2	(2)	0	2
LOST	0	0	0				

BOYS_8 & UNDER				GIRLS_8 & UNDER			
	12-13	13-14	14-15		12-13	13-14	14-15
TOTAL	0	0	23	TOTAL	0	0	1
NEW	0	0	23	NEW	0	0	1
RETAINED	0	0	0	RETAINED	0	0	0
LOST	0	0	0	LOST	0	0	0
RATIO BOYS TO GIRLS			95.8%				4.2%



MIH6320 GREATER LANSING AMATEUR HOCKEY

BOYS & GIRLS_8 & UNDER				2 AND 2 CHALLENGE			
	12-13	13-14	14-15	14-15 GOAL	VS. GOAL	VS. ACTUAL	15-16 GOAL
TOTAL	57	32	120	36	84	88	124
NEW	39	10	105	12	93	95	107
RETAINED	18	22	15	24	(9)	(7)	17
LOST	9	6	0				

BOYS_8 & UNDER				GIRLS_8 & UNDER			
	12-13	13-14	14-15		12-13	13-14	14-15
TOTAL	50	25	104	TOTAL	7	7	16
NEW	32	9	91	NEW	7	1	14
RETAINED	18	16	13	RETAINED	0	6	2
LOST	9	6	0	LOST	0	0	0
RATIO BOYS TO GIRLS			86.7%				13.3%

MIH5009 GREATER SAGINAW AMATEUR HOCKEY ASSN

BOYS & GIRLS_8 & UNDER				2 AND 2 CHALLENGE			
	12-13	13-14	14-15	14-15 GOAL	VS. GOAL	VS. ACTUAL	15-16 GOAL
TOTAL	106	111	91	115	(24)	(20)	95
NEW	11	20	20	22	(2)	0	22
RETAINED	95	91	71	93	(22)	(20)	73
LOST	15	12	15				

BOYS_8 & UNDER				GIRLS_8 & UNDER			
	12-13	13-14	14-15		12-13	13-14	14-15
TOTAL	99	104	81	TOTAL	7	7	10
NEW	10	18	16	NEW	1	2	4
RETAINED	89	86	65	RETAINED	6	5	6
LOST	14	11	14	LOST	1	1	1
RATIO BOYS TO GIRLS			89.0%				11.0%

MIH2002 GROSSE ILE HOCKEY ASSOCIATION

BOYS & GIRLS_8 & UNDER				2 AND 2 CHALLENGE			
	12-13	13-14	14-15	14-15 GOAL	VS. GOAL	VS. ACTUAL	15-16 GOAL
TOTAL	83	47	88	51	37	41	92
NEW	34	21	58	23	35	37	60
RETAINED	49	26	30	28	2	4	32
LOST	19	75	31				

BOYS_8 & UNDER				GIRLS_8 & UNDER			
	12-13	13-14	14-15		12-13	13-14	14-15
TOTAL	77	44	81	TOTAL	6	3	7
NEW	31	19	51	NEW	3	2	7
RETAINED	46	25	30	RETAINED	3	1	0
LOST	14	69	26	LOST	5	6	5
RATIO BOYS TO GIRLS			92.0%				8.0%



MIH3303 GROSSE POINTE HOCKEY ASSOCIATION

BOYS & GIRLS_8 & UNDER				2 AND 2 CHALLENGE			
	12-13	13-14	14-15	14-15 GOAL	VS. GOAL	VS. ACTUAL	15-16 GOAL
TOTAL	102	103	140	107	33	37	144
NEW	41	46	80	48	32	34	82
RETAINED	61	57	60	59	1	3	62
LOST	21	27	17				

BOYS_8 & UNDER				GIRLS_8 & UNDER			
	12-13	13-14	14-15		12-13	13-14	14-15
TOTAL	87	86	110	TOTAL	15	17	30
NEW	33	35	60	NEW	8	11	20
RETAINED	54	51	50	RETAINED	7	6	10
LOST	14	22	13	LOST	7	5	4
RATIO BOYS TO GIRLS			78.6%				21.4%

MIH6696 HOCKEY ASSOCIATION AT WEST KENT H.A.W.K.

BOYS & GIRLS_8 & UNDER				2 AND 2 CHALLENGE			
	12-13	13-14	14-15	14-15 GOAL	VS. GOAL	VS. ACTUAL	15-16 GOAL
TOTAL	57	56	56	60	(4)	0	60
NEW	34	25	23	27	(4)	(2)	25
RETAINED	23	31	33	33	0	2	35
LOST	4	8	7				

BOYS_8 & UNDER				GIRLS_8 & UNDER			
	12-13	13-14	14-15		12-13	13-14	14-15
TOTAL	53	55	53	TOTAL	4	1	3
NEW	32	25	21	NEW	2	0	2
RETAINED	21	30	32	RETAINED	2	1	1
LOST	2	8	7	LOST	2	0	0
RATIO BOYS TO GIRLS			94.6%				5.4%

MIH6682 HOLLAND HOCKEY ASSOCIATION

BOYS & GIRLS_8 & UNDER				2 AND 2 CHALLENGE			
	12-13	13-14	14-15	14-15 GOAL	VS. GOAL	VS. ACTUAL	15-16 GOAL
TOTAL	33	30	22	34	(12)	(8)	26
NEW	16	16	5	18	(13)	(11)	7
RETAINED	17	14	17	16	1	3	19
LOST	10	9	6				

BOYS_8 & UNDER				GIRLS_8 & UNDER			
	12-13	13-14	14-15		12-13	13-14	14-15
TOTAL	30	28	21	TOTAL	3	2	1
NEW	13	14	5	NEW	3	2	0
RETAINED	17	14	16	RETAINED	0	0	1
LOST	10	7	5	LOST	0	2	1
RATIO BOYS TO GIRLS			95.5%				4.5%



MIH5028 HURON COUNTY HOCKEY ASSOCIATION

BOYS & GIRLS_ 8 & UNDER				2 AND 2 CHALLENGE			
	12-13	13-14	14-15	14-15 GOAL	VS. GOAL	VS. ACTUAL	15-16 GOAL
TOTAL	62	65	40	69	(29)	(25)	44
NEW	24	31	12	33	(21)	(19)	14
RETAINED	38	34	28	36	(8)	(6)	30
LOST	7	7	20				

BOYS_ 8 & UNDER				GIRLS_ 8 & UNDER			
	12-13	13-14	14-15		12-13	13-14	14-15
TOTAL	53	56	36	TOTAL	9	9	4
NEW	19	27	11	NEW	5	4	1
RETAINED	34	29	25	RETAINED	4	5	3
LOST	5	5	16	LOST	2	2	4
RATIO BOYS TO GIRLS			90.0%				10.0%

MIH7015 HURON HOCKEY AND SKATING ASSOCIATION

BOYS & GIRLS_ 8 & UNDER				2 AND 2 CHALLENGE			
	12-13	13-14	14-15	14-15 GOAL	VS. GOAL	VS. ACTUAL	15-16 GOAL
TOTAL	33	38	29	42	(13)	(9)	33
NEW	13	24	13	26	(13)	(11)	15
RETAINED	20	14	16	16	0	2	18
LOST	14	13	12				

BOYS_ 8 & UNDER				GIRLS_ 8 & UNDER			
	12-13	13-14	14-15		12-13	13-14	14-15
TOTAL	32	31	27	TOTAL	1	7	2
NEW	13	18	13	NEW	0	6	0
RETAINED	19	13	14	RETAINED	1	1	2
LOST	12	13	8	LOST	2	0	4
RATIO BOYS TO GIRLS			93.1%				6.9%

MIH8003 IRON RANGE HOCKEY ASSOCIATION

BOYS & GIRLS_ 8 & UNDER				2 AND 2 CHALLENGE			
	12-13	13-14	14-15	14-15 GOAL	VS. GOAL	VS. ACTUAL	15-16 GOAL
TOTAL	67	68	69	72	(3)	1	73
NEW	23	26	21	28	(7)	(5)	23
RETAINED	44	42	48	44	4	6	50
LOST	19	13	10				

BOYS_ 8 & UNDER				GIRLS_ 8 & UNDER			
	12-13	13-14	14-15		12-13	13-14	14-15
TOTAL	58	60	60	TOTAL	9	8	9
NEW	19	23	16	NEW	4	3	5
RETAINED	39	37	44	RETAINED	5	5	4
LOST	14	10	8	LOST	5	3	2
RATIO BOYS TO GIRLS			87.0%				13.0%



MIH6315 JACKSON AREA HOCKEY ASSOCIATION

BOYS & GIRLS_8 & UNDER				2 AND 2 CHALLENGE			
	12-13	13-14	14-15	14-15 GOAL	VS. GOAL	VS. ACTUAL	15-16 GOAL
TOTAL	50	49	57	53	4	8	61
NEW	18	19	27	21	6	8	29
RETAINED	32	30	30	32	(2)	0	32
LOST	8	2	2				

BOYS_8 & UNDER				GIRLS_8 & UNDER			
	12-13	13-14	14-15		12-13	13-14	14-15
TOTAL	48	48	54	TOTAL	2	1	3
NEW	17	18	25	NEW	1	1	2
RETAINED	31	30	29	RETAINED	1	0	1
LOST	7	2	2	LOST	1	0	0
RATIO BOYS TO GIRLS			94.7%				5.3%

MIH6686 JUNIOR LUMBERJACKS

BOYS & GIRLS_8 & UNDER				2 AND 2 CHALLENGE			
	12-13	13-14	14-15	14-15 GOAL	VS. GOAL	VS. ACTUAL	15-16 GOAL
TOTAL	20	12	21	16	5	9	25
NEW	20	4	13	6	7	9	15
RETAINED	0	8	8	10	(2)	0	10
LOST	0	2	1				

BOYS_8 & UNDER				GIRLS_8 & UNDER			
	12-13	13-14	14-15		12-13	13-14	14-15
TOTAL	19	11	21	TOTAL	1	1	0
NEW	19	3	13	NEW	1	1	0
RETAINED	0	8	8	RETAINED	0	0	0
LOST	0	2	0	LOST	0	0	1
RATIO BOYS TO GIRLS			100.0%				0.0%

MIH7007 KALKASKA AREA HOCKEY ASSOCIATION

BOYS & GIRLS_8 & UNDER				2 AND 2 CHALLENGE			
	12-13	13-14	14-15	14-15 GOAL	VS. GOAL	VS. ACTUAL	15-16 GOAL
TOTAL	51	55	49	59	(10)	(6)	53
NEW	32	15	16	17	(1)	1	18
RETAINED	19	40	33	42	(9)	(7)	35
LOST	3	13	14				

BOYS_8 & UNDER				GIRLS_8 & UNDER			
	12-13	13-14	14-15		12-13	13-14	14-15
TOTAL	44	43	41	TOTAL	7	12	8
NEW	26	9	15	NEW	6	6	1
RETAINED	18	34	26	RETAINED	1	6	7
LOST	3	11	9	LOST	0	2	5
RATIO BOYS TO GIRLS			83.7%				16.3%



MIH4023 KENSINGTON VALLEY HOCKEY ASSOCIATION

BOYS & GIRLS_8 & UNDER				2 AND 2 CHALLENGE			
	12-13	13-14	14-15	14-15 GOAL	VS. GOAL	VS. ACTUAL	15-16 GOAL
TOTAL	229	230	203	234	(31)	(27)	207
NEW	87	94	97	96	1	3	99
RETAINED	142	136	106	138	(32)	(30)	108
LOST	59	36	45				

BOYS_8 & UNDER				GIRLS_8 & UNDER			
	12-13	13-14	14-15		12-13	13-14	14-15
TOTAL	203	202	176	TOTAL	26	28	27
NEW	77	82	77	NEW	10	12	20
RETAINED	126	120	99	RETAINED	16	16	7
LOST	54	29	34	LOST	5	7	11
RATIO BOYS TO GIRLS			86.7%				13.3%

MIH6680 KENTWOOD HOCKEY & SKATING ASSOCIATION

BOYS & GIRLS_8 & UNDER				2 AND 2 CHALLENGE			
	12-13	13-14	14-15	14-15 GOAL	VS. GOAL	VS. ACTUAL	15-16 GOAL
TOTAL	22	45	16	49	(33)	(29)	20
NEW	3	33	3	35	(32)	(30)	5
RETAINED	19	12	13	14	(1)	1	15
LOST	5	0	15				

BOYS_8 & UNDER				GIRLS_8 & UNDER			
	12-13	13-14	14-15		12-13	13-14	14-15
TOTAL	21	41	16	TOTAL	1	4	0
NEW	3	30	3	NEW	0	3	0
RETAINED	18	11	13	RETAINED	1	1	0
LOST	4	0	13	LOST	1	0	2
RATIO BOYS TO GIRLS			100.0%				0.0%

MIH8515 KEWEENAW BAY HOCKEY ASSOCIATION

BOYS & GIRLS_8 & UNDER				2 AND 2 CHALLENGE			
	12-13	13-14	14-15	14-15 GOAL	VS. GOAL	VS. ACTUAL	15-16 GOAL
TOTAL	26	28	26	32	(6)	(2)	30
NEW	10	9	13	11	2	4	15
RETAINED	16	19	13	21	(8)	(6)	15
LOST	6	6	9				

BOYS_8 & UNDER				GIRLS_8 & UNDER			
	12-13	13-14	14-15		12-13	13-14	14-15
TOTAL	24	25	22	TOTAL	2	3	4
NEW	9	7	10	NEW	1	2	3
RETAINED	15	18	12	RETAINED	1	1	1
LOST	4	5	8	LOST	2	1	1
RATIO BOYS TO GIRLS			84.6%				15.4%



MIH6330 KOHA

BOYS & GIRLS_8 & UNDER				2 AND 2 CHALLENGE			
	12-13	13-14	14-15	14-15 GOAL	VS. GOAL	VS. ACTUAL	15-16 GOAL
TOTAL	285	237	209	241	(32)	(28)	213
NEW	124	78	70	80	(10)	(8)	72
RETAINED	161	159	139	161	(22)	(20)	141
LOST	70	57	80				

BOYS_8 & UNDER				GIRLS_8 & UNDER			
	12-13	13-14	14-15		12-13	13-14	14-15
TOTAL	260	213	201	TOTAL	25	24	8
NEW	106	64	65	NEW	18	14	5
RETAINED	154	149	136	RETAINED	7	10	3
LOST	63	46	61	LOST	7	11	19
RATIO BOYS TO GIRLS			96.2%				3.8%

MIH4002 LAKELAND HOCKEY

BOYS & GIRLS_8 & UNDER				2 AND 2 CHALLENGE			
	12-13	13-14	14-15	14-15 GOAL	VS. GOAL	VS. ACTUAL	15-16 GOAL
TOTAL	148	146	146	150	(4)	0	150
NEW	66	62	57	64	(7)	(5)	59
RETAINED	82	84	89	86	3	5	91
LOST	20	13	15				

BOYS_8 & UNDER				GIRLS_8 & UNDER			
	12-13	13-14	14-15		12-13	13-14	14-15
TOTAL	144	139	139	TOTAL	4	7	7
NEW	63	57	55	NEW	3	5	2
RETAINED	81	82	84	RETAINED	1	2	5
LOST	20	12	14	LOST	0	1	1
RATIO BOYS TO GIRLS			95.2%				4.8%

MIH5507 LAPEER COUNTY HOCKEY ASSOCIATION

BOYS & GIRLS_8 & UNDER				2 AND 2 CHALLENGE			
	12-13	13-14	14-15	14-15 GOAL	VS. GOAL	VS. ACTUAL	15-16 GOAL
TOTAL	66	43	54	47	7	11	58
NEW	29	15	24	17	7	9	26
RETAINED	37	28	30	30	0	2	32
LOST	11	18	6				

BOYS_8 & UNDER				GIRLS_8 & UNDER			
	12-13	13-14	14-15		12-13	13-14	14-15
TOTAL	62	40	50	TOTAL	4	3	4
NEW	26	14	23	NEW	3	1	1
RETAINED	36	26	27	RETAINED	1	2	3
LOST	10	17	6	LOST	1	1	0
RATIO BOYS TO GIRLS			92.6%				7.4%



MIH4006 LIVINGSTON COUNTY HOCKEY ASSOCIATION

BOYS & GIRLS_8 & UNDER				2 AND 2 CHALLENGE			
	12-13	13-14	14-15	14-15 GOAL	VS. GOAL	VS. ACTUAL	15-16 GOAL
TOTAL	60	43	24	47	(23)	(19)	28
NEW	21	7	6	9	(3)	(1)	8
RETAINED	39	36	18	38	(20)	(18)	20
LOST	25	19	25				

BOYS_8 & UNDER				GIRLS_8 & UNDER			
	12-13	13-14	14-15		12-13	13-14	14-15
TOTAL	53	39	20	TOTAL	7	4	4
NEW	19	7	5	NEW	2	0	1
RETAINED	34	32	15	RETAINED	5	4	3
LOST	21	17	19	LOST	4	2	6
RATIO BOYS TO GIRLS			83.3%				16.7%

MIH4003 LIVONIA HOCKEY ASSOCIATION

BOYS & GIRLS_8 & UNDER				2 AND 2 CHALLENGE			
	12-13	13-14	14-15	14-15 GOAL	VS. GOAL	VS. ACTUAL	15-16 GOAL
TOTAL	227	115	108	119	(11)	(7)	112
NEW	95	53	48	55	(7)	(5)	50
RETAINED	132	62	60	64	(4)	(2)	62
LOST	37	106	41				

BOYS_8 & UNDER				GIRLS_8 & UNDER			
	12-13	13-14	14-15		12-13	13-14	14-15
TOTAL	196	101	100	TOTAL	31	14	8
NEW	80	49	44	NEW	15	4	4
RETAINED	116	52	56	RETAINED	16	10	4
LOST	35	95	37	LOST	2	11	4
RATIO BOYS TO GIRLS			92.6%				7.4%

MIH8004 MANISTIQUE HOCKEY ASSOCIATION

BOYS & GIRLS_8 & UNDER				2 AND 2 CHALLENGE			
	12-13	13-14	14-15	14-15 GOAL	VS. GOAL	VS. ACTUAL	15-16 GOAL
TOTAL	39	36	34	40	(6)	(2)	38
NEW	20	12	9	14	(5)	(3)	11
RETAINED	19	24	25	26	(1)	1	27
LOST	5	6	10				

BOYS_8 & UNDER				GIRLS_8 & UNDER			
	12-13	13-14	14-15		12-13	13-14	14-15
TOTAL	24	24	25	TOTAL	15	12	9
NEW	9	9	9	NEW	11	3	0
RETAINED	15	15	16	RETAINED	4	9	9
LOST	3	3	7	LOST	2	3	3
RATIO BOYS TO GIRLS			73.5%				26.5%



MIH8005 MARQUETTE JUNIOR HOCKEY CORP

BOYS & GIRLS_8 & UNDER				2 AND 2 CHALLENGE			
	12-13	13-14	14-15	14-15 GOAL	VS. GOAL	VS. ACTUAL	15-16 GOAL
TOTAL	186	188	180	192	(12)	(8)	184
NEW	58	73	60	75	(15)	(13)	62
RETAINED	128	115	120	117	3	5	122
LOST	38	20	33				

BOYS_8 & UNDER				GIRLS_8 & UNDER			
	12-13	13-14	14-15		12-13	13-14	14-15
TOTAL	164	162	154	TOTAL	22	26	26
NEW	50	59	43	NEW	8	14	17
RETAINED	114	103	111	RETAINED	14	12	9
LOST	33	13	23	LOST	5	7	10
RATIO BOYS TO GIRLS			85.6%				14.4%

MIH3381 MICHIGAN ICE HAWKS HOCKEY CLUB

BOYS & GIRLS_8 & UNDER				2 AND 2 CHALLENGE			
	12-13	13-14	14-15	14-15 GOAL	VS. GOAL	VS. ACTUAL	15-16 GOAL
TOTAL	5	12	19	16	3	7	23
NEW	5	12	17	14	3	5	19
RETAINED	0	0	2	2	0	2	4
LOST	0	11	3				

BOYS_8 & UNDER				GIRLS_8 & UNDER			
	12-13	13-14	14-15		12-13	13-14	14-15
TOTAL	5	4	13	TOTAL	0	8	6
NEW	5	4	13	NEW	0	8	4
RETAINED	0	0	0	RETAINED	0	0	2
LOST	0	8	3	LOST	0	3	0
RATIO BOYS TO GIRLS			68.4%				31.6%

MIH6672 MICHIGAN NATIONALS HOCKEY ASSOCIATION

BOYS & GIRLS_8 & UNDER				2 AND 2 CHALLENGE			
	12-13	13-14	14-15	14-15 GOAL	VS. GOAL	VS. ACTUAL	15-16 GOAL
TOTAL	35	54	64	58	6	10	68
NEW	13	42	44	44	0	2	46
RETAINED	22	12	20	14	6	8	22
LOST	8	4	16				

BOYS_8 & UNDER				GIRLS_8 & UNDER			
	12-13	13-14	14-15		12-13	13-14	14-15
TOTAL	33	46	53	TOTAL	2	8	11
NEW	12	35	35	NEW	1	7	9
RETAINED	21	11	18	RETAINED	1	1	2
LOST	7	4	11	LOST	1	0	5
RATIO BOYS TO GIRLS			82.8%				17.2%



MIH5006 MIDLAND AMATEUR HOCKEY LEAGUE

BOYS & GIRLS_8 & UNDER				2 AND 2 CHALLENGE			
	12-13	13-14	14-15	14-15 GOAL	VS. GOAL	VS. ACTUAL	15-16 GOAL
TOTAL	145	160	192	164	28	32	196
NEW	49	80	92	82	10	12	94
RETAINED	96	80	100	82	18	20	102
LOST	58	48	58				

BOYS_8 & UNDER				GIRLS_8 & UNDER			
	12-13	13-14	14-15		12-13	13-14	14-15
TOTAL	134	141	162	TOTAL	11	19	30
NEW	45	65	74	NEW	4	15	18
RETAINED	89	76	88	RETAINED	7	4	12
LOST	55	43	50	LOST	3	5	8
RATIO BOYS TO GIRLS			84.4%				15.6%

MIH2007 MONROE HOCKEY ASSOCIATION

BOYS & GIRLS_8 & UNDER				2 AND 2 CHALLENGE			
	12-13	13-14	14-15	14-15 GOAL	VS. GOAL	VS. ACTUAL	15-16 GOAL
TOTAL	45	45	39	49	(10)	(6)	43
NEW	20	22	13	24	(11)	(9)	15
RETAINED	25	23	26	25	1	3	28
LOST	10	8	9				

BOYS_8 & UNDER				GIRLS_8 & UNDER			
	12-13	13-14	14-15		12-13	13-14	14-15
TOTAL	39	42	37	TOTAL	6	3	2
NEW	17	20	12	NEW	3	2	1
RETAINED	22	22	25	RETAINED	3	1	1
LOST	9	5	8	LOST	1	3	1
RATIO BOYS TO GIRLS			94.9%				5.1%

MIH3304 MT CLEMENS HOCKEY ASSOCIATION

BOYS & GIRLS_8 & UNDER				2 AND 2 CHALLENGE			
	12-13	13-14	14-15	14-15 GOAL	VS. GOAL	VS. ACTUAL	15-16 GOAL
TOTAL	113	87	71	91	(20)	(16)	75
NEW	53	35	35	37	(2)	0	37
RETAINED	60	52	36	54	(18)	(16)	38
LOST	14	36	23				

BOYS_8 & UNDER				GIRLS_8 & UNDER			
	12-13	13-14	14-15		12-13	13-14	14-15
TOTAL	106	79	66	TOTAL	7	8	5
NEW	50	29	33	NEW	3	6	2
RETAINED	56	50	33	RETAINED	4	2	3
LOST	12	31	19	LOST	2	5	4
RATIO BOYS TO GIRLS			93.0%				7.0%



MIH8009 MUNISING HOCKEY ASSOCIATION

BOYS & GIRLS_ 8 & UNDER				2 AND 2 CHALLENGE			
	12-13	13-14	14-15	14-15 GOAL	VS. GOAL	VS. ACTUAL	15-16 GOAL
TOTAL	25	26	22	30	(8)	(4)	26
NEW	8	14	11	16	(5)	(3)	13
RETAINED	17	12	11	14	(3)	(1)	13
LOST	3	8	11				

BOYS_ 8 & UNDER				GIRLS_ 8 & UNDER			
	12-13	13-14	14-15		12-13	13-14	14-15
TOTAL	23	22	21	TOTAL	2	4	1
NEW	7	10	11	NEW	1	4	0
RETAINED	16	12	10	RETAINED	1	0	1
LOST	2	6	8	LOST	1	2	3
RATIO BOYS TO GIRLS			95.5%				4.5%

MIH6685 MUSKEGON COUNTY AMATEUR HOCKEY

BOYS & GIRLS_ 8 & UNDER				2 AND 2 CHALLENGE			
	12-13	13-14	14-15	14-15 GOAL	VS. GOAL	VS. ACTUAL	15-16 GOAL
TOTAL	84	71	74	75	(1)	3	78
NEW	33	26	36	28	8	10	38
RETAINED	51	45	38	47	(9)	(7)	40
LOST	23	19	17				

BOYS_ 8 & UNDER				GIRLS_ 8 & UNDER			
	12-13	13-14	14-15		12-13	13-14	14-15
TOTAL	81	69	71	TOTAL	3	2	3
NEW	31	26	33	NEW	2	0	3
RETAINED	50	43	38	RETAINED	1	2	0
LOST	23	18	17	LOST	0	1	0
RATIO BOYS TO GIRLS			95.9%				4.1%

MIH2005 NITRO HOCKEY

BOYS & GIRLS_ 8 & UNDER				2 AND 2 CHALLENGE			
	12-13	13-14	14-15	14-15 GOAL	VS. GOAL	VS. ACTUAL	15-16 GOAL
TOTAL	0	0	5	4	1	5	9
NEW	0	0	4	2	2	4	6
RETAINED	0	0	1	2	(1)	1	3
LOST	0	0	1				

BOYS_ 8 & UNDER				GIRLS_ 8 & UNDER			
	12-13	13-14	14-15		12-13	13-14	14-15
TOTAL	0	0	5	TOTAL	0	0	0
NEW	0	0	4	NEW	0	0	0
RETAINED	0	0	1	RETAINED	0	0	0
LOST	0	0	1	LOST	0	0	0
RATIO BOYS TO GIRLS			100.0%				0.0%



MIH4019 NOVI YOUTH HOCKEY ASSOCIATION

BOYS & GIRLS_8 & UNDER				2 AND 2 CHALLENGE			
	12-13	13-14	14-15	14-15 GOAL	VS. GOAL	VS. ACTUAL	15-16 GOAL
TOTAL	179	149	83	153	(70)	(66)	87
NEW	78	51	36	53	(17)	(15)	38
RETAINED	101	98	47	100	(53)	(51)	49
LOST	41	29	51				

BOYS_8 & UNDER				GIRLS_8 & UNDER			
	12-13	13-14	14-15		12-13	13-14	14-15
TOTAL	171	141	78	TOTAL	8	8	5
NEW	74	47	34	NEW	4	4	2
RETAINED	97	94	44	RETAINED	4	4	3
LOST	35	27	47	LOST	6	2	4
RATIO BOYS TO GIRLS			94.0%				6.0%

MIH3576 OAKLAND JUNIOR GRIZZLIES

BOYS & GIRLS_8 & UNDER				2 AND 2 CHALLENGE			
	12-13	13-14	14-15	14-15 GOAL	VS. GOAL	VS. ACTUAL	15-16 GOAL
TOTAL	0	13	18	17	1	5	22
NEW	0	12	18	14	4	6	20
RETAINED	0	1	0	3	(3)	(1)	2
LOST	0	1	7				

BOYS_8 & UNDER				GIRLS_8 & UNDER			
	12-13	13-14	14-15		12-13	13-14	14-15
TOTAL	0	13	14	TOTAL	0	0	4
NEW	0	12	14	NEW	0	0	4
RETAINED	0	1	0	RETAINED	0	0	0
LOST	0	1	7	LOST	0	0	0
RATIO BOYS TO GIRLS			77.8%				22.2%

MIH8516 ONTONAGON AMATEUR HOCKEY ASSOCIATION

BOYS & GIRLS_8 & UNDER				2 AND 2 CHALLENGE			
	12-13	13-14	14-15	14-15 GOAL	VS. GOAL	VS. ACTUAL	15-16 GOAL
TOTAL	12	19	34	23	11	15	38
NEW	1	11	19	13	6	8	21
RETAINED	11	8	15	10	5	7	17
LOST	3	2	3				

BOYS_8 & UNDER				GIRLS_8 & UNDER			
	12-13	13-14	14-15		12-13	13-14	14-15
TOTAL	8	14	28	TOTAL	4	5	6
NEW	0	8	18	NEW	1	3	1
RETAINED	8	6	10	RETAINED	3	2	5
LOST	3	1	3	LOST	0	1	0
RATIO BOYS TO GIRLS			82.4%				17.6%



MIH4007 ORCHARD LAKE UNITED

BOYS & GIRLS_8 & UNDER				2 AND 2 CHALLENGE			
	12-13	13-14	14-15	14-15 GOAL	VS. GOAL	VS. ACTUAL	15-16 GOAL
TOTAL	94	61	62	65	(3)	1	66
NEW	39	22	39	24	15	17	41
RETAINED	55	39	23	41	(18)	(16)	25
LOST	20	22	25				

BOYS_8 & UNDER				GIRLS_8 & UNDER			
	12-13	13-14	14-15		12-13	13-14	14-15
TOTAL	91	59	57	TOTAL	3	2	5
NEW	38	21	34	NEW	1	1	5
RETAINED	53	38	23	RETAINED	2	1	0
LOST	19	20	23	LOST	1	2	2
RATIO BOYS TO GIRLS			91.9%				8.1%

MIH7014 OTSEGO COUNTY HOCKEY ASSOCIATION

BOYS & GIRLS_8 & UNDER				2 AND 2 CHALLENGE			
	12-13	13-14	14-15	14-15 GOAL	VS. GOAL	VS. ACTUAL	15-16 GOAL
TOTAL	63	56	52	60	(8)	(4)	56
NEW	31	21	23	23	0	2	25
RETAINED	32	35	29	37	(8)	(6)	31
LOST	17	15	13				

BOYS_8 & UNDER				GIRLS_8 & UNDER			
	12-13	13-14	14-15		12-13	13-14	14-15
TOTAL	58	51	47	TOTAL	5	5	5
NEW	28	18	20	NEW	3	3	3
RETAINED	30	33	27	RETAINED	2	2	2
LOST	15	13	12	LOST	2	2	1
RATIO BOYS TO GIRLS			90.4%				9.6%

MIH7012 PETOSKEY AREA HOCKEY ASSOCIATION

BOYS & GIRLS_8 & UNDER				2 AND 2 CHALLENGE			
	12-13	13-14	14-15	14-15 GOAL	VS. GOAL	VS. ACTUAL	15-16 GOAL
TOTAL	36	31	33	35	(2)	2	37
NEW	17	12	14	14	0	2	16
RETAINED	19	19	19	21	(2)	0	21
LOST	5	6	4				

BOYS_8 & UNDER				GIRLS_8 & UNDER			
	12-13	13-14	14-15		12-13	13-14	14-15
TOTAL	35	31	29	TOTAL	1	0	4
NEW	16	12	10	NEW	1	0	4
RETAINED	19	19	19	RETAINED	0	0	0
LOST	5	6	4	LOST	0	0	0
RATIO BOYS TO GIRLS			87.9%				12.1%



MIH4004 PLYMOUTH-CANTON HOCKEY ASSOCIATION

BOYS & GIRLS_8 & UNDER				2 AND 2 CHALLENGE			
	12-13	13-14	14-15	14-15 GOAL	VS. GOAL	VS. ACTUAL	15-16 GOAL
TOTAL	101	44	105	48	57	61	109
NEW	47	9	85	11	74	76	87
RETAINED	54	35	20	37	(17)	(15)	22
LOST	25	55	26				

BOYS_8 & UNDER				GIRLS_8 & UNDER			
	12-13	13-14	14-15		12-13	13-14	14-15
TOTAL	96	42	100	TOTAL	5	2	5
NEW	45	9	80	NEW	2	0	5
RETAINED	51	33	20	RETAINED	3	2	0
LOST	22	53	25	LOST	3	2	1
RATIO BOYS TO GIRLS			95.2%				4.8%

MIH8514 POLAR BEAR YOUTH HOCKEY

BOYS & GIRLS_8 & UNDER				2 AND 2 CHALLENGE			
	12-13	13-14	14-15	14-15 GOAL	VS. GOAL	VS. ACTUAL	15-16 GOAL
TOTAL	80	48	33	52	(19)	(15)	37
NEW	31	13	3	15	(12)	(10)	5
RETAINED	49	35	30	37	(7)	(5)	32
LOST	26	36	9				

BOYS_8 & UNDER				GIRLS_8 & UNDER			
	12-13	13-14	14-15		12-13	13-14	14-15
TOTAL	66	42	28	TOTAL	14	6	5
NEW	24	11	2	NEW	7	2	1
RETAINED	42	31	26	RETAINED	7	4	4
LOST	20	29	9	LOST	6	7	0
RATIO BOYS TO GIRLS			84.8%				15.2%

MIH5531 PORT HURON MINOR HOCKEY ASSOCIATION

BOYS & GIRLS_8 & UNDER				2 AND 2 CHALLENGE			
	12-13	13-14	14-15	14-15 GOAL	VS. GOAL	VS. ACTUAL	15-16 GOAL
TOTAL	72	54	53	58	(5)	(1)	57
NEW	35	21	28	23	5	7	30
RETAINED	37	33	25	35	(10)	(8)	27
LOST	51	20	13				

BOYS_8 & UNDER				GIRLS_8 & UNDER			
	12-13	13-14	14-15		12-13	13-14	14-15
TOTAL	60	47	44	TOTAL	12	7	9
NEW	28	18	24	NEW	7	3	4
RETAINED	32	29	20	RETAINED	5	4	5
LOST	42	14	12	LOST	9	6	1
RATIO BOYS TO GIRLS			83.0%				17.0%



MIH6683 ROCKFORD HOCKEY ASSOCIATION

BOYS & GIRLS_8 & UNDER				2 AND 2 CHALLENGE			
	12-13	13-14	14-15	14-15 GOAL	VS. GOAL	VS. ACTUAL	15-16 GOAL
TOTAL	70	68	84	72	12	16	88
NEW	42	42	51	44	7	9	53
RETAINED	28	26	33	28	5	7	35
LOST	37	23	21				

BOYS_8 & UNDER				GIRLS_8 & UNDER			
	12-13	13-14	14-15		12-13	13-14	14-15
TOTAL	64	63	79	TOTAL	6	5	5
NEW	39	38	47	NEW	3	4	4
RETAINED	25	25	32	RETAINED	3	1	1
LOST	28	19	17	LOST	9	4	4
RATIO BOYS TO GIRLS			94.0%				6.0%

MIH3570 ROYAL OAK HOCKEY ASSOCIATION

BOYS & GIRLS_8 & UNDER				2 AND 2 CHALLENGE			
	12-13	13-14	14-15	14-15 GOAL	VS. GOAL	VS. ACTUAL	15-16 GOAL
TOTAL	118	98	100	102	(2)	2	104
NEW	45	35	55	37	18	20	57
RETAINED	73	63	45	65	(20)	(18)	47
LOST	61	42	33				

BOYS_8 & UNDER				GIRLS_8 & UNDER			
	12-13	13-14	14-15		12-13	13-14	14-15
TOTAL	104	84	89	TOTAL	14	14	11
NEW	37	30	49	NEW	8	5	6
RETAINED	67	54	40	RETAINED	6	9	5
LOST	55	36	29	LOST	6	6	4
RATIO BOYS TO GIRLS			89.0%				11.0%

MIH5530 SANILAC COUNTY HOCKEY ASSOCIATION

BOYS & GIRLS_8 & UNDER				2 AND 2 CHALLENGE			
	12-13	13-14	14-15	14-15 GOAL	VS. GOAL	VS. ACTUAL	15-16 GOAL
TOTAL	81	85	78	89	(11)	(7)	82
NEW	25	33	33	35	(2)	0	35
RETAINED	56	52	45	54	(9)	(7)	47
LOST	23	20	23				

BOYS_8 & UNDER				GIRLS_8 & UNDER			
	12-13	13-14	14-15		12-13	13-14	14-15
TOTAL	69	72	64	TOTAL	12	13	14
NEW	20	27	25	NEW	5	6	8
RETAINED	49	45	39	RETAINED	7	7	6
LOST	17	16	18	LOST	6	4	5
RATIO BOYS TO GIRLS			82.1%				17.9%



MIH7501 SOO MICHIGAN HOCKEY ASSOCIATION

BOYS & GIRLS_8 & UNDER				2 AND 2 CHALLENGE			
	12-13	13-14	14-15	14-15 GOAL	VS. GOAL	VS. ACTUAL	15-16 GOAL
TOTAL	158	152	133	156	(23)	(19)	137
NEW	58	46	36	48	(12)	(10)	38
RETAINED	100	106	97	108	(11)	(9)	99
LOST	34	29	32				

BOYS_8 & UNDER				GIRLS_8 & UNDER			
	12-13	13-14	14-15		12-13	13-14	14-15
TOTAL	142	134	123	TOTAL	16	18	10
NEW	48	35	33	NEW	10	11	3
RETAINED	94	99	90	RETAINED	6	7	7
LOST	25	24	23	LOST	9	5	9
RATIO BOYS TO GIRLS			92.5%				7.5%

MIH3305 ST CLAIR SHORES YOUTH

BOYS & GIRLS_8 & UNDER				2 AND 2 CHALLENGE			
	12-13	13-14	14-15	14-15 GOAL	VS. GOAL	VS. ACTUAL	15-16 GOAL
TOTAL	112	110	108	114	(6)	(2)	112
NEW	35	47	46	49	(3)	(1)	48
RETAINED	77	63	62	65	(3)	(1)	64
LOST	34	51	23				

BOYS_8 & UNDER				GIRLS_8 & UNDER			
	12-13	13-14	14-15		12-13	13-14	14-15
TOTAL	100	99	95	TOTAL	12	11	13
NEW	31	45	39	NEW	4	2	7
RETAINED	69	54	56	RETAINED	8	9	6
LOST	30	51	21	LOST	4	0	2
RATIO BOYS TO GIRLS			88.0%				12.0%

MIH7503 ST IGNACE HOCKEY ASSOCIATION

BOYS & GIRLS_8 & UNDER				2 AND 2 CHALLENGE			
	12-13	13-14	14-15	14-15 GOAL	VS. GOAL	VS. ACTUAL	15-16 GOAL
TOTAL	18	25	12	29	(17)	(13)	16
NEW	10	14	8	16	(8)	(6)	10
RETAINED	8	11	4	13	(9)	(7)	6
LOST	13	6	10				

BOYS_8 & UNDER				GIRLS_8 & UNDER			
	12-13	13-14	14-15		12-13	13-14	14-15
TOTAL	15	23	12	TOTAL	3	2	0
NEW	8	13	8	NEW	2	1	0
RETAINED	7	10	4	RETAINED	1	1	0
LOST	11	4	9	LOST	2	2	1
RATIO BOYS TO GIRLS			100.0%				0.0%



MIH3077 SUBURBAN HOCKEY GROUP - ROCHESTER

BOYS & GIRLS_ 8 & UNDER				2 AND 2 CHALLENGE			
	12-13	13-14	14-15	14-15 GOAL	VS. GOAL	VS. ACTUAL	15-16 GOAL
TOTAL	215	200	190	204	(14)	(10)	194
NEW	88	97	105	99	6	8	107
RETAINED	127	103	85	105	(20)	(18)	87
LOST	34	42	59				

BOYS_ 8 & UNDER				GIRLS_ 8 & UNDER			
	12-13	13-14	14-15		12-13	13-14	14-15
TOTAL	206	191	180	TOTAL	9	9	10
NEW	83	91	99	NEW	5	6	6
RETAINED	123	100	81	RETAINED	4	3	4
LOST	32	40	57	LOST	2	2	2
RATIO BOYS TO GIRLS			94.7%				5.3%

MIH6322 SUBURBAN ICE EAST LANSING

BOYS & GIRLS_ 8 & UNDER				2 AND 2 CHALLENGE			
	12-13	13-14	14-15	14-15 GOAL	VS. GOAL	VS. ACTUAL	15-16 GOAL
TOTAL	38	56	26	60	(34)	(30)	30
NEW	26	39	19	41	(22)	(20)	21
RETAINED	12	17	7	19	(12)	(10)	9
LOST	56	19	45				

BOYS_ 8 & UNDER				GIRLS_ 8 & UNDER			
	12-13	13-14	14-15		12-13	13-14	14-15
TOTAL	34	47	20	TOTAL	4	9	6
NEW	22	32	15	NEW	4	7	4
RETAINED	12	15	5	RETAINED	0	2	2
LOST	50	17	38	LOST	6	2	7
RATIO BOYS TO GIRLS			76.9%				23.1%

MIH4022 SUBURBAN ICE FARMINGTON HILLS

BOYS & GIRLS_ 8 & UNDER				2 AND 2 CHALLENGE			
	12-13	13-14	14-15	14-15 GOAL	VS. GOAL	VS. ACTUAL	15-16 GOAL
TOTAL	182	136	100	140	(40)	(36)	104
NEW	101	62	39	64	(25)	(23)	41
RETAINED	81	74	61	76	(15)	(13)	63
LOST	59	58	33				

BOYS_ 8 & UNDER				GIRLS_ 8 & UNDER			
	12-13	13-14	14-15		12-13	13-14	14-15
TOTAL	141	99	81	TOTAL	41	37	19
NEW	77	51	30	NEW	24	11	9
RETAINED	64	48	51	RETAINED	17	26	10
LOST	46	52	21	LOST	13	6	12
RATIO BOYS TO GIRLS			81.0%				19.0%



MIH3008 SUBURBAN ICE MACOMB

BOYS & GIRLS_8 & UNDER				2 AND 2 CHALLENGE			
	12-13	13-14	14-15	14-15 GOAL	VS. GOAL	VS. ACTUAL	15-16 GOAL
TOTAL	176	114	82	118	(36)	(32)	86
NEW	84	57	45	59	(14)	(12)	47
RETAINED	92	57	37	59	(22)	(20)	39
LOST	52	52	42				

BOYS_8 & UNDER				GIRLS_8 & UNDER			
	12-13	13-14	14-15		12-13	13-14	14-15
TOTAL	158	103	78	TOTAL	18	11	4
NEW	74	52	43	NEW	10	5	2
RETAINED	84	51	35	RETAINED	8	6	2
LOST	50	48	37	LOST	2	4	5
RATIO BOYS TO GIRLS			95.1%				4.9%

MIH3006 SUMMIT PLASTIC MOLDING HOCKEY CLUB

BOYS & GIRLS_8 & UNDER				2 AND 2 CHALLENGE			
	12-13	13-14	14-15	14-15 GOAL	VS. GOAL	VS. ACTUAL	15-16 GOAL
TOTAL	25	22	12	26	(14)	(10)	16
NEW	3	20	8	22	(14)	(12)	10
RETAINED	22	2	4	4	0	2	6
LOST	13	18	16				

BOYS_8 & UNDER				GIRLS_8 & UNDER			
	12-13	13-14	14-15		12-13	13-14	14-15
TOTAL	23	20	11	TOTAL	2	2	1
NEW	2	18	7	NEW	1	2	1
RETAINED	21	2	4	RETAINED	1	0	0
LOST	11	17	15	LOST	2	1	1
RATIO BOYS TO GIRLS			91.7%				8.3%

MIH8007 TAHQUAMENON AREA HOCKEY

BOYS & GIRLS_8 & UNDER				2 AND 2 CHALLENGE			
	12-13	13-14	14-15	14-15 GOAL	VS. GOAL	VS. ACTUAL	15-16 GOAL
TOTAL	33	28	32	32	0	4	36
NEW	13	7	15	9	6	8	17
RETAINED	20	21	17	23	(6)	(4)	19
LOST	1	6	5				

BOYS_8 & UNDER				GIRLS_8 & UNDER			
	12-13	13-14	14-15		12-13	13-14	14-15
TOTAL	31	25	28	TOTAL	2	3	4
NEW	13	5	12	NEW	0	2	3
RETAINED	18	20	16	RETAINED	2	1	1
LOST	1	6	3	LOST	0	0	2
RATIO BOYS TO GIRLS			87.5%				12.5%



MIH2008 TRENTON HOCKEY ASSOCIATION

BOYS & GIRLS_8 & UNDER				2 AND 2 CHALLENGE			
	12-13	13-14	14-15	14-15 GOAL	VS. GOAL	VS. ACTUAL	15-16 GOAL
TOTAL	92	43	67	47	20	24	71
NEW	19	13	37	15	22	24	39
RETAINED	73	30	30	32	(2)	0	32
LOST	49	66	20				

BOYS_8 & UNDER				GIRLS_8 & UNDER			
	12-13	13-14	14-15		12-13	13-14	14-15
TOTAL	88	38	64	TOTAL	4	5	3
NEW	18	12	36	NEW	1	1	1
RETAINED	70	26	28	RETAINED	3	4	2
LOST	45	64	19	LOST	4	2	1
RATIO BOYS TO GIRLS			95.5%				4.5%

MIH3574 TROY HOCKEY ASSOCIATION

BOYS & GIRLS_8 & UNDER				2 AND 2 CHALLENGE			
	12-13	13-14	14-15	14-15 GOAL	VS. GOAL	VS. ACTUAL	15-16 GOAL
TOTAL	109	103	97	107	(10)	(6)	101
NEW	59	57	39	59	(20)	(18)	41
RETAINED	50	46	58	48	10	12	60
LOST	35	34	24				

BOYS_8 & UNDER				GIRLS_8 & UNDER			
	12-13	13-14	14-15		12-13	13-14	14-15
TOTAL	100	91	86	TOTAL	9	12	11
NEW	55	46	35	NEW	4	11	4
RETAINED	45	45	51	RETAINED	5	1	7
LOST	31	32	20	LOST	4	2	4
RATIO BOYS TO GIRLS			88.7%				11.3%

MIH4009 USA HOCKEY CLUB OF MICHIGAN

BOYS & GIRLS_8 & UNDER				2 AND 2 CHALLENGE			
	12-13	13-14	14-15	14-15 GOAL	VS. GOAL	VS. ACTUAL	15-16 GOAL
TOTAL	110	86	43	90	(47)	(43)	47
NEW	58	40	27	42	(15)	(13)	29
RETAINED	52	46	16	48	(32)	(30)	18
LOST	19	18	39				

BOYS_8 & UNDER				GIRLS_8 & UNDER			
	12-13	13-14	14-15		12-13	13-14	14-15
TOTAL	95	76	33	TOTAL	15	10	10
NEW	50	38	20	NEW	8	2	7
RETAINED	45	38	13	RETAINED	7	8	3
LOST	19	18	38	LOST	0	0	1
RATIO BOYS TO GIRLS			76.7%				23.3%



MIH4014 VICTORY HONDA HOCKEY CLUB

BOYS & GIRLS_8 & UNDER				2 AND 2 CHALLENGE			
	12-13	13-14	14-15	14-15 GOAL	VS. GOAL	VS. ACTUAL	15-16 GOAL
TOTAL	112	46	22	50	(28)	(24)	26
NEW	48	21	18	23	(5)	(3)	20
RETAINED	64	25	4	27	(23)	(21)	6
LOST	28	45	32				

BOYS_8 & UNDER				GIRLS_8 & UNDER			
	12-13	13-14	14-15		12-13	13-14	14-15
TOTAL	103	44	20	TOTAL	9	2	2
NEW	44	19	17	NEW	4	2	1
RETAINED	59	25	3	RETAINED	5	0	1
LOST	27	38	32	LOST	1	7	0
RATIO BOYS TO GIRLS			90.9%				9.1%

MIH2017 WESTLAND HOCKEY ASSOCIATION

BOYS & GIRLS_8 & UNDER				2 AND 2 CHALLENGE			
	12-13	13-14	14-15	14-15 GOAL	VS. GOAL	VS. ACTUAL	15-16 GOAL
TOTAL	37	43	75	47	28	32	79
NEW	18	23	49	25	24	26	51
RETAINED	19	20	26	22	4	6	28
LOST	27	15	19				

BOYS_8 & UNDER				GIRLS_8 & UNDER			
	12-13	13-14	14-15		12-13	13-14	14-15
TOTAL	35	40	66	TOTAL	2	3	9
NEW	16	21	42	NEW	2	2	7
RETAINED	19	19	24	RETAINED	0	1	2
LOST	23	13	18	LOST	4	2	1
RATIO BOYS TO GIRLS			88.0%				12.0%

MIH6664 WEST SHORE AMATEUR HOCKEY ASSOCIATION

BOYS & GIRLS_8 & UNDER				2 AND 2 CHALLENGE			
	12-13	13-14	14-15	14-15 GOAL	VS. GOAL	VS. ACTUAL	15-16 GOAL
TOTAL	29	11	25	15	10	14	29
NEW	17	3	15	5	10	12	17
RETAINED	12	8	10	10	0	2	12
LOST	14	13	1				

BOYS_8 & UNDER				GIRLS_8 & UNDER			
	12-13	13-14	14-15		12-13	13-14	14-15
TOTAL	27	9	23	TOTAL	2	2	2
NEW	16	2	14	NEW	1	1	1
RETAINED	11	7	9	RETAINED	1	1	1
LOST	12	11	0	LOST	2	2	1
RATIO BOYS TO GIRLS			92.0%				8.0%



MIH2010 WYANDOTTE WARRIORS HOCKEY ASSOCIATION

BOYS & GIRLS_8 & UNDER				2 AND 2 CHALLENGE			
	12-13	13-14	14-15	14-15 GOAL	VS. GOAL	VS. ACTUAL	15-16 GOAL
TOTAL	66	5	52	9	43	47	56
NEW	26	1	43	3	40	42	45
RETAINED	40	4	9	6	3	5	11
LOST	15	51	1				

BOYS_8 & UNDER				GIRLS_8 & UNDER			
	12-13	13-14	14-15		12-13	13-14	14-15
TOTAL	63	5	49	TOTAL	3	0	3
NEW	24	1	41	NEW	2	0	2
RETAINED	39	4	8	RETAINED	1	0	1
LOST	13	49	1	LOST	2	2	0
RATIO BOYS TO GIRLS			94.2%				5.8%