

JTAA Christmas Parade

FREQUENTLY ASKED PARADE QUESTIONS

Q: When and where is the parade?

A: The parade is on Sunday, December 12, 2021 at 1:00 pm. Parade Staging is on Old Dixie Highway just west of the railroad tracks, between Center Street and Indiantown Road. The parade will step off on to Center Street cross the railroad tracks follow route Alt. A1A north to Tequesta. The reviewing stand is located on Old Dixie Highway in the CEMEX Parking lot. The parade will turn right on to Bridge Road and will disburse from there.



Q: What is the 2021 parade Theme?

A: "EVERYONE IS A SANTA" Need a few ideas: This is a fun parade theme where everyone wears a Santa costume. Your floats can be various themes with Santa's populating them. Make sure you include lots of colorful garland, tinsel, candy canes, ornaments, and striped poles wrapped around a sleigh, or Santa's workshop, or Christmas trees. Let your imagination run wild, and don't forget to display multiple Santa's! *This theme was selected to honor Mr. James Hilliker who we recently lost to Covid-19. Jim has been our one and only Santa for 25 plus years...our hearts are too heavy to even think of replacing him this year. So let's do him proud!*

Q: Who puts on the parade?

A: The Jupiter Tequesta Athletic Association (JTAA) is once again sponsoring the 45th annual Christmas Parade, operated by a committee of volunteers. The committee works year round planning and preparing for this event.

Q: Can anyone enter in the parade?

A: Yes. The parade is open to all people, groups, organizations and business in the community. The parade is designed as a community and family event. However, the Parade Committee reserves the right to refuse an entry if it is deemed unsuitable.

Q: Is there an entry fee?

A: Yes, A new unwrapped toy (or toys, shop with your heart) to be donated to the US Marines TOYS FOR TOTS is required. For large groups 1 toy for every 10 participants is suggested. All toys will be collected in the staging area.

Q: Can I display my company sign?

A: Yes. Feel free to decorate your business or private vehicle.

Q: How long does the parade last?

A: Approximately 1½ to 2 hours from any given point.

Q: What is the distance of the parade?

A: Approximately 1½ miles in length.

Q: What is the deadline for filing an entry application for our organization?

A: Registration deadline Friday, November 26th.

Q: Who is this year's Grand Marshal?

A: This year's Grand Marshall has not yet been chosen.

Q: Where is the judging stand?

A: The judging stand is located on the west side of Old Dixie Highway. Just north of CEMEX Cement.

Q: Do I have to have a float to be in the parade?

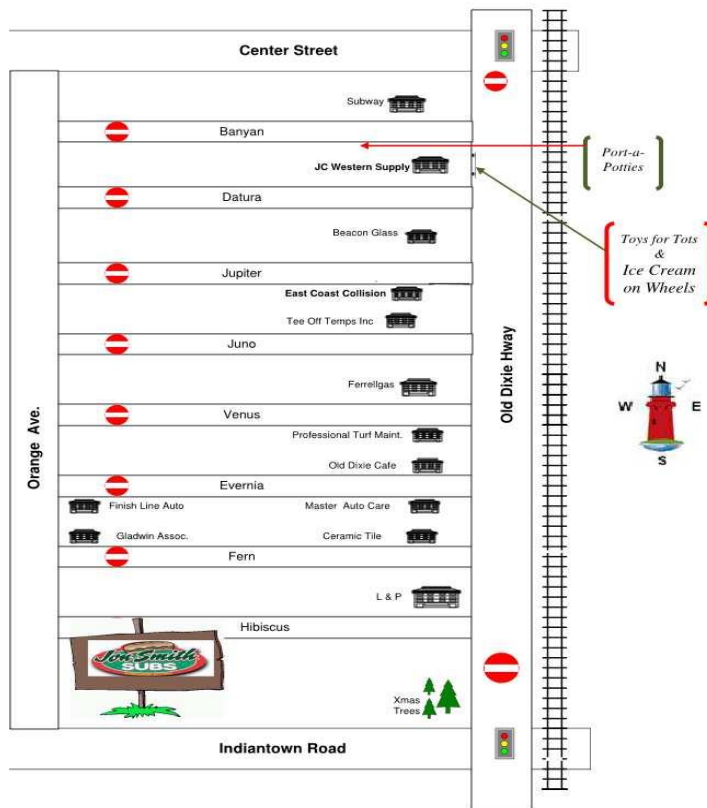
A: NO. All walkers, people on bikes or riding in cars are welcomed.

Q: Is there parking designated for parade entries?

A: Yes. There is public parking on all side streets, leading to the staging area.

Q: When do we line-up for the parade?

A: Staging will take place on Old Dixie Highway, between Indiantown Road and Center Street. Staging begins at 11:00 AM for those needing a little extra time for set up. All floats to be judged **MUST** be in place by 12 noon!



Q: Our entry is a children's group, can their parents walk along side during the parade?

A: Yes.

Q: Where should I drop off my children and pick them up?

A: Coordinate a drop off and pick up location with the person organizing your entry.

Q: We are in the parade. How do we get back to the beginning of the parade route?

A: Coordinate this with the person organizing your entry.

Q: Can I add music to my display?

A: By all means. Music can add a lot to the display. A live performance, e.g. a choral group, would be great. Or you could use recorded seasonal music.

Q: Will free water be available?

A: No. Bring your own along with sunscreen and other protection from the sun.

Q: What is the alcohol policy for the parade?

A: Per Town and Village ordinances, alcohol is STRICTLY PROHIBITED.

Q: Can we "tailgate" along the parade route?

A: The parade committee is not responsible for the areas surrounding or near the parade route. Remember, it is important you follow all the rules and regulations regarding alcohol consumption or general "tailgating" activities. It is always best to check with the Jupiter and Tequesta Police Department to ensure you and your guests will have a safe and happy parade day! Please leave the area neat & clean.

Q: I registered for the parade. When can I expect to receive confirmation?

A: Confirmation of your participation will be sent (by e-mail) within a few days from receiving your registration. If you do not receive confirmation, please contact us for further information. 561 373-7414

Q: Will there be bathrooms available?

A: Portable restrooms are available in the Staging area (Old Dixie Highway, between Indiantown Road and Center Street), also at the end of the parade by the Reviewing Stand in Tequesta.

Q: Can I hand out literature or candy, etc.?

A: Tossing of any items, including candy is prohibited.

- ***DUE TO COVID-19* ABSOLUTELY NO CANDY OR GIFTS ARE TO BE DISTRIBUTED IN ANY WAY FASHION OR FORM FOR THE SAFETY OF PARADE PARTICIPANTS, AND PARADE SPECTATORS!**

Q: Are participants required to wear a mask?

A: It is left up to the judgement of each person whether to wear a mask or not. As a spectator or participant, if you feel safe wearing your mask I encourage you to do so.

Q: Is there is size limit on the floats we may enter?

A: No. You will specify the size of the entry on the registration form.

Q: Do you know how high the traffic lights are from the ground? Our float has a tall item on it?

A: The maximum height for any float/boat/etc. would be 14 feet (ground to top of highest point)...this would permit the item to clear all traffic signal heads located at all intersections.

Q: What types of vehicles are allowed in the parade?

A: Business or private cars, bicycles, scooters, motorbikes, flat bed floats — or your own two feet! Anyone is welcome to be a part of the parade.

Q: How often can we perform along the parade route?

A: If a performance is a part of your parade presentation, we ask that you limit yourself to 60 second performances at the reviewing stand located on Old Dixie Highway in the CEMEX Parking lot. Gymnastics, dance, and cheerleading type performances that must stop along the parade route seriously delays the parade progression. Bands or a performance that can be performed during continuous movement is acceptable and encouraged.

Q: Can I include animals in my Parade Entry?

A: We do welcome animals within the following parameters for the health and safety of participants. Animals must remain 100% supervised and "contained" by leash, cage, or rider/reigns at ALL TIMES. All parade entries with animals must comply with the Municipality's "pooper scooper" ordinance. Large animals must be diapered or someone within the unit must be designated to properly deal with animal waste. Any violation of the "pooper scooper" ordinance is the sole responsibility of the organization responsible for bringing the animals to the parade.

Q: When can I find out my assigned Parade #?

A: There will be a **MANDATORY MEETING**: All entries MUST send at least one representative. On Monday, December 6th at 7:00 pm at the Jupiter Community Center (200 Military Trail) for the purpose of passing out parade line-up information and to clarify all aspects of the parade. **You have plenty of time from now until meeting date to clear your schedule or assign a representative!**

Q: How is placement in the parade determined?

A: There is a protocol for placement. We try to place entries according to date their application is received, and try to spread similar type units evenly throughout the parade. We also try to make sure performing units are spaced throughout the parade, and try to place units playing music in between units that do not play music or make noise. If you have a special request for placement, please let me know. I will make every effort to accommodate your needs.

Q: What happens if it rains?

A: The parade will only be canceled due to heavy rains. If the event is canceled it will not be rescheduled. Cancellation information will be available after 11:00 am the day of the event by calling (561) 746-1722.

Q: When will Prize Winners be announced?

A: Completion of parade. Plaque plus prize money can be picked up immediately after the parade or at the Jupiter Community Center starting the Monday after the parade.

Q: What are the Prize categories?

A: Prizes will be awarded as follows:

Originality:	1st. Place Plaque	& \$100.00 (cash)
	2nd Place Plaque	& \$ 75.00 (cash)
	3rd Place Plaque	& \$ 50.00 (cash)
Compliance with Theme:	1st. Place Plaque	& \$100.00 (cash)
	2nd Place Plaque	& \$ 75.00 (cash)
	3rd Place Plaque	& \$ 50.00 (cash)
Best Overall Decoration:	1st. Place Plaque	& \$100.00 (cash)
	2nd Place Plaque	& \$ 75.00 (cash)
	3rd Place Plaque	& \$ 50.00 (cash)

What are the judges looking for?

A: If you have a float this is what we are looking for:

Originality:

1. What elements are 'original' about this float?
2. What materials are used in a 'creative' nature?
3. How are they 'unique' in their presentation?
4. Why does this unit 'stand out' more than other entries?

Compliance with Theme:

1. Think how this unit considered the theme in creating their entry?
2. Does this entry 'tell a story' relating to the theme?
3. Can your 'imagination' tell you about the theme by looking at this unit?
4. Are costumes, if used, in alignment with the theme?

Best Overall Decoration:

1. What is the 'Wow factor' of this unit?
2. Does it meet ALL the above?
 - a. Is it 'original' in design, color and features?
 - b. Does it present the theme clearly and precisely?
3. What features does it have the others do not?
4. What is obvious about the design, construction and presentation of this unit the others are lacking?

NOTE: Performances at the Staging Area and Reviewing Stand ARE NOT considered as part of the judging criteria. Judges will focus on your float and decorations to determine the awards above.

Q: Any Decorating Ideas?

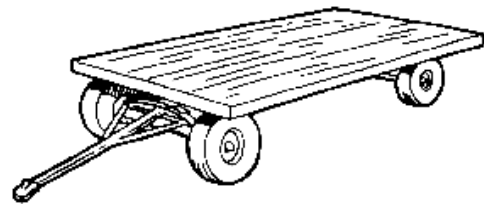
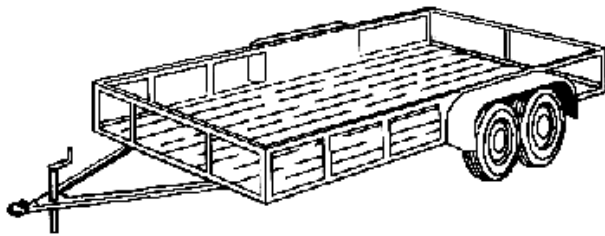
A: Build or borrow a float trailer (see sketches below) which will determine the size of your float. Floats have been built on trailers, jeeps, cars, even boats and barges. However, most floats are built on trailers that are 8 feet or less in width to allow for ease of travel to and from the parade route.

Have a meeting with your float builders so that everyone can agree on a design. You can then split up the work: one group can be in charge of props or costumes that will be used on the float. Another group can be in charge of the lettering or signage that will be displayed on the float for your organization. Another group can be in charge of the frame-work used underneath the decorating materials. Building a float is a team effort, so make sure everyone understands their part in building the float. A great way to decide on a theme for your float is to start with the theme of the parade and use symbols associated with the theme. For example, if your parade has a Christmas theme, start with basic ideas of what Christmas is best associated with:

- 1) Christmas trees (you could have a Christmas tree with flame-retardant flocking on your float as a prop)
- 2) Christmas gifts (large presents on your float make great props and are easy to create!)
- 3) Colors of red, green, white (helps with choosing the colors of your float)

- 4) Winter time/snow (you can use flame resistant white cotton-like materials, such as upholstery stuffing, to simulate snow. These are available at your local fabric store.
- 5) Family dinner (a table on the float portraying a family gathered at Christmas dinner)
- 6) Santa's workshop (Children can be dressed as elves)

Get everyone involved who is building the floats' input on how the float should look. Creativity is at its best when everyone has a say at what the float should look like. Write down all of the ideas on a chalk-board or large presentation paper and agree to a design. Creativity is sometimes the most difficult part of building the float, but it is also the most fun!



Few Website links:

Christmas Float ideas: (there are many more - just search for Christmas float ideas)

<http://paradefloats.wordpress.com/category/christmas-float/>

http://christmas.lovetoknow.com/Christmas_Parade_Float_Ideas

http://www.ehow.com/way_5134849_church-parade-float-ideas.html

Inverters: www.dcacpowerinverters.com

LED light strings: www.imaginarycolours.com

Q: Where can I see the parade?

A: From the curb along the entire parade route.

Q: Can I sit in the street?

A: No. The street must be kept clear. There are many large units. For safety reasons, you must stay on the curb and/or sidewalk.

Q: How can I volunteer to help with this event?

A: If you would like to volunteer, please email cesarano@bellsouth.net. Please include "VOLUNTEER" in the subject line. Or Call Mike Cesarano 561 373-7414.

Q: What if I still have questions?

A: Call Mike Cesarano 561 373-7414.

Q: What if I have questions or problems the morning of the parade?

A: Walk down to the front of the staging area and ask for Mike Cesarano.

Q: How can I, or my group, participate in the parade?

A: Visit our Web site at www.jtaa.org

From the top of the home page select the "Info/Resources" drop down box then select "HOLIDAY PARADE"