















































IRONMAN 70.3 - Age Groups - TriClub Results
1.- South Coast Triathlon Club Youghal (109444 points)

Start #	Athlete	AG	Country				Time	AGR
1	196 Lorna Tate	F25-29	 - IRL	00:24:04	02:54:27	01:44:50	05:09:18	3367
2	120 Warren Terry	M40-44	 - IRL	00:24:25	02:37:56	01:35:14	04:42:52	3266
3	179 Eugene Mccarthy	M50-54	 - IRL	00:23:47	02:55:42	01:36:49	05:04:11	3169
4	177 Brian Sanders	M45-49	 - IRL	00:21:22	02:46:38	01:42:22	05:00:18	3148
5	193 Ann Marie Holland	F45-49	 - IRL	00:38:08	03:12:47	01:49:32	05:51:37	3142
6	144 Pj Beer	M30-34	 - IRL	00:25:19	02:34:56	01:26:26	04:32:32	3066
7	176 Mark Cullen	M55-59	 - IRL	00:34:14	02:47:36	01:57:19	05:35:22	3028
8	195 Aidan Barry	M55-59	 - IRL	00:28:53	03:00:20	02:06:43	05:46:04	2835
9	162 Pj Aherne	M35-39	 - IRL	00:24:54	02:50:56	01:45:34	05:09:18	2684
10	154 Derek Ahern	M45-49	 - IRL	00:38:48	02:56:09	01:41:43	05:26:59	2668
11	153 Gemma Ryan Ahern	F35-39	 - IRL	00:33:55	03:23:08	02:00:03	06:07:38	2635
12	168 Des Ohalloran	M50-54	 - IRL	00:34:20	02:54:14	01:56:12	05:37:27	2570
13	190 Ian Murphy	M50-54	 - IRL	00:24:53	03:06:46	01:55:22	05:38:23	2553
14	181 Alan Lyons	M45-49	 - IRL	00:41:10	03:04:10	01:32:22	05:33:32	2550
15	165 Trisha Curtin	F25-29	 - IRL	00:29:39	03:17:16	01:58:18	05:54:57	2545
16	178 Kyle Roche	M18-24	 - IRL	00:25:42	02:51:08	01:45:25	05:10:40	2517
17	148 Roisin O Keeffe	F30-34	 - IRL	00:32:46	03:23:10	01:58:37	06:04:16	2428
18	198 Jack Merkushev	M25-29	 - IRL	00:24:49	02:47:39	02:01:36	05:21:50	2379
19	174 Kenneth Walsh	M40-44	 - IRL	00:27:07	03:05:11	01:54:16	05:35:46	2314
20	189 Adam Quirke	M25-29	 - IRL	00:32:24	03:00:02	01:45:01	05:27:48	2272
21	182 Mary Brooker	F45-49	 - IRL	00:32:40	03:35:28	02:18:36	06:40:37	2260
22	145 Harry Oliphant	M25-29	 - IRL	00:36:09	02:59:02	01:42:38	05:30:27	2224
23	159 Darragh Martin	M45-49	 - IRL	00:30:20	03:11:33	01:58:08	05:53:38	2188
24	183 Una Murphy	F45-49	 - IRL	00:31:37	03:45:16	02:13:48	06:44:41	2187
25	175 Brendan Condon	M30-34	 - IRL	00:27:39	03:03:34	01:44:32	05:22:14	2172
26	171 Joanne O'halloran	F45-49	 - IRL	00:34:18	03:34:42	02:20:27	06:46:03	2162
27	147 Carol Stone	F40-44	 - IRL	00:34:24	03:25:07	02:03:10	06:17:09	2115
28	173 John Rogers	M40-44	 - IRL	00:36:43	02:57:29	01:58:10	05:47:16	2107
29	151 Jamie Mason	M30-34	 - IRL	00:29:12	03:05:31	01:39:58	05:26:49	2089
30	673 Alan Hannigan	M45-49	 - IRL	00:35:29	03:22:15	01:43:37	05:59:29	2083
31	155 Elaine Healy	F40-44	 - IRL	00:36:11	03:27:54	02:01:01	06:19:14	2078
32	191 Carol Murphy	F45-49	 - IRL	00:36:31	03:38:38	02:29:31	06:58:26	1939
33	150 Eric Connor	M35-39	 - IRL	00:34:36	03:10:39	01:58:12	05:55:18	1856
34	197 Kate Ruane	F25-29	 - IRL	00:31:21	03:28:34	02:18:16	06:33:54	1844
35	163 Claire Kilgannon	F45-49	 - IRL	00:34:47	03:45:03	02:32:49	07:04:52	1823
36	184 Isabel Mccarthy	F45-49	 - IRL	00:36:15	03:39:35	02:34:37	07:05:20	1815
37	185 Tj Carew	M40-44	 - IRL	00:31:45	03:05:03	02:12:52	06:03:42	1811
38	188 Conor Sheehan	M25-29	 - IRL	00:29:29	03:07:09	02:02:17	05:54:12	1796
39	169 Alicia O'halloran	F18-24	 - IRL	00:34:15	03:36:17	02:20:27	06:46:00	1768
40	149 John Mason	M35-39	 - IRL	00:33:39	02:51:06	02:26:52	06:01:37	1742
41	187 David Savage	M50-54	 - IRL	00:39:54	03:13:34	02:24:41	06:33:48	1556
42	152 Ciara Mitchell	F45-49	 - IRL	00:29:08	03:55:32	02:39:32	07:22:25	1508
43	172 Caroline O Connell	F40-44	 - IRL	00:31:28	03:32:01	02:34:13	06:59:54	1346


IRONMAN 70.3 - Age Groups - TriClub Results
1.- South Coast Triathlon Club Youghal (109444 points)

Start #	Athlete	AG	Country				Time	AGR
44	161 Chloe Walsh Coady	F25-29	- IRL	00:35:33	03:46:07	02:25:13	07:02:21	1332
45	166 Susan Fitzgerald	F50-54	- IRL	00:39:03	03:39:09	02:45:24	07:19:26	1306
46	186 Ritchie Mckinnie	M45-49	- IRL	00:32:14	03:17:48	02:36:25	06:46:23	1239
47	146 Rory Murphy	M40-44	- IRL	00:29:42	03:11:44	02:22:28	06:36:52	1214
48	192 Collette Holland	F45-49	- IRL	00:39:09	04:16:19	02:34:03	07:43:16	1132
49	170 Dee O'reilly	F40-44	- IRL	00:29:20	03:54:58	02:39:39	07:19:29	993
50	156 David Fleming	M40-44	- IRL	00:36:06	03:25:08	02:31:37	06:49:39	984
51	180 Miah Mcgrath	M50-54	- IRL	00:40:39	03:22:01	02:45:56	07:08:04	939
52	167 Jim Hennessy	M50-54	- IRL	00:30:42	03:33:12	03:02:28	07:24:16	700


















2.- Piranha Triathlon Club (68676 points)

Start #	Athlete	AG	Country				Time	AGR
1	1557 Danielle O Riordan	F30-34	- IRL	00:22:49	02:47:10	01:47:30	05:04:45	3500
2	1083 Liz Rouine	F60-64	- IRL	00:36:03	03:24:33	02:06:09	06:16:31	3500
3	1731 Enda Marren	M40-44	- IRL	00:27:10	02:38:22	01:22:30	04:34:48	3411
4	1266 Amelie Roland	F30-34	- BEL	00:24:09	02:52:19	01:49:10	05:14:03	3332
5	237 Pat Linehan	M55-59	- IRL	00:26:55	03:00:38	02:02:40	05:39:55	2946
6	235 Paul Jennings	M45-49	- IRL	00:25:53	02:51:47	01:44:26	05:11:55	2939
7	142 Owen Ingarfield	M40-44	- ZAF	00:24:14	02:53:34	01:38:15	05:01:50	2925
8	234 Ignacio Bustos	M40-44	- CHL	00:21:03	03:00:16	01:37:55	05:04:25	2878
9	1518 Cathal O'sullivan	M35-39	- IRL	00:21:17	02:42:33	01:50:00	05:00:42	2839
10	233 Michael Lynch	M30-34	- IRL	00:25:10	02:45:41	01:34:11	04:51:24	2727
11	1047 Brighid Smyth	F55-59	- IRL	00:34:44	03:31:06	02:18:56	06:40:46	2667
12	232 John Clarke	M60-64	- IRL	00:24:44	03:10:59	02:17:27	06:07:27	2649
13	1202 Clement De Villiers	M35-39	- ZAF	00:22:38	03:04:10	01:48:09	05:23:48	2423
14	682 Ava Whelan	F40-44	- IRL	00:33:33	03:09:24	02:08:27	06:03:32	2360
15	231 Tiernan Brennan	M30-34	- IRL	00:23:43	03:01:48	01:39:12	05:12:55	2339
16	230 Mike Vriesema	M18-24	- NLD	00:28:31	02:55:22	01:52:44	05:25:50	2244
17	790 Debbie Lester	F45-49	- ZAF	00:24:04	03:32:54	02:35:07	06:43:16	2212
18	240 Martin Dunne	M40-44	- IRL	00:27:00	03:01:45	02:03:09	05:43:56	2167
19	836 Simon Jordaan	M35-39	- ZAF	00:25:59	03:05:07	01:58:24	05:38:30	2159
20	687 Joao Boesso	M35-39	- BRA	00:29:49	02:55:50	02:05:06	05:44:54	2043
21	1404 Neil Burns	M35-39	- IRL	00:25:18	03:09:33	02:03:15	05:51:01	1933
22	238 Jack Brennan	M25-29	- IRL	00:27:33	02:58:45	02:09:16	05:48:03	1907
23	239 Jack Nagle	M25-29	- IRL	00:26:23	02:54:56	02:19:04	05:50:59	1854
24	236 Ken Hughes	M55-59	- IRL	00:36:46	03:30:35	02:23:12	06:45:30	1765
25	1636 Derek Organ	M40-44	- IRL	00:35:06	03:05:57	02:14:47	06:09:33	1706
26	1730 Ciarán Ward	M30-34	- IRL	00:29:50	03:07:25	02:07:13	05:58:35	1517
27	1600 Kieran Tumulty	M30-34	- IRL	00:30:40	03:18:03	02:09:23	06:11:48	1280
28	1016 Daniel Kelly	M25-29	- IRL	00:33:37	03:26:16	02:09:16	06:23:45	1265
29	703 Siobhan Keating	F50-54	- IRL	00:34:09	03:36:20	02:56:53	07:25:56	1189
















3.- Blackwater Triathlon Club Cork (35583 points)


















IRONMAN 70.3 - Age Groups - TriClub Results

Start #	Athlete	AG	Country				Time	AGR
1	733 Mary O'donnell	F18-24	 - IRL	00:20:17	02:58:50	01:42:59	05:09:47	3500
2	1232 David Mccarthy	M40-44	 - IRL	00:25:10	02:41:05	01:27:42	04:40:29	3309
3	1295 Michael Lyons	M35-39	 - IRL	00:23:33	02:34:00	01:31:13	04:37:02	3265
4	974 Gary Sleith	M35-39	 - IRL	00:25:36	02:41:39	01:27:25	04:42:58	3158
5	405 Harry Feeney	M35-39	 - IRL	00:29:23	02:43:41	01:31:59	04:54:03	2959
6	1554 Brian O Hagan	M35-39	 - IRL	00:26:00	02:50:18	01:37:05	05:00:35	2841
7	1533 Shane Ryan	M35-39	 - IRL	00:23:24	02:49:54	01:57:49	05:18:19	2522
8	1503 Pat Dunlea	M55-59	 - IRL	00:32:49	02:57:14	02:24:26	06:07:29	2450
9	1444 Marian Twomey	F35-39	 - IRL	00:38:39	03:24:33	02:10:49	06:29:44	2237
10	469 Adrian Collins	M40-44	 - IRL	00:32:28	03:08:18	01:50:06	05:41:32	2210
11	1034 Brendan O Driscoll	M40-44	 - IRL	00:26:19	02:58:49	02:02:40	05:42:12	2198
12	544 Catherine Quirke	F55-59	 - IRL	00:42:00	03:44:36	02:32:37	07:10:29	2132
13	361 Gearoid Murphy	M35-39	 - IRL	00:26:20	03:03:49	02:07:22	05:46:46	2010
14	521 Michelle Kearney	F40-44	 - IRL	00:30:48	03:45:23	03:00:52	07:30:39	792

4.- Limerick Triathlon Club (34318 points)

















Start #	Athlete	AG	Country				Time	AGR
1	1292 Roisin Doran	F45-49	 - IRL	00:30:12	03:09:04	01:46:16	05:34:51	3444
2	1133 Mary T Ryan	F55-59	 - IRL	00:32:41	03:01:25	02:16:19	06:01:36	3372
3	1517 Eimear Laffan	F45-49	 - IRL	00:31:26	03:04:58	01:56:10	05:41:31	3324
4	143 Michael Quinlivan	M45-49	 - IRL	00:30:13	02:43:47	01:30:23	04:55:02	3243
5	1102 Helen Hartigan	F55-59	 - IRL	00:28:42	03:29:14	02:02:18	06:09:26	3231
6	369 Lar Cleary	M55-59	 - IRL	00:37:18	03:14:36	01:41:43	05:46:08	2834
7	1101 Edel Foster	F35-39	 - IRL	00:35:10	03:16:12	01:58:02	05:59:50	2776
8	1714 Darragh Nicholas	M40-44	 - IRL	00:32:02	02:53:03	01:40:21	05:13:44	2711
9	1485 Oliver Foley	M45-49	 - IRL	00:25:17	03:00:20	01:52:24	05:33:57	2543
10	1277 Elmer Abastillas	M45-49	 - IRL	00:36:58	02:53:21	01:57:07	05:40:02	2433
11	1428 Nigel Mann	M30-34	 - IRL	00:26:25	02:55:49	01:43:28	05:15:35	2291
12	1630 Daniel Garry	M35-39	 - IRL	00:30:49	03:11:39	01:47:10	05:40:53	2116

5.- Mako Tri Club (28129 points)


















Start #	Athlete	AG	Country				Time	AGR
1	731 Julia Masotti	F35-39	 - IRL	00:31:53	03:00:05	01:40:14	05:20:08	3490
2	529 Geraldine Phillips	F45-49	 - IRL	00:29:32	03:07:55	02:06:59	05:55:11	3078
3	530 Sabrina Cantlon	F45-49	 - IRL	00:27:13	03:10:42	02:09:29	06:01:09	2970
4	528 Roisin Fitzpatrick	F45-49	 - IRL	00:31:48	03:11:16	02:14:34	06:07:36	2854
5	1128 Darragh Moore	M40-44	 - IRL	00:29:31	02:54:40	01:47:03	05:22:21	2555
6	454 Daniel Phillips	M45-49	 - IRL	00:31:25	02:57:29	01:56:05	05:35:40	2512
7	531 Treasa O'shaughnessy	F45-49	 - IRL	00:31:02	03:11:19	02:31:40	06:27:18	2500
8	513 Maria Downes	F45-49	 - IRL	00:30:30	03:34:51	02:11:01	06:31:57	2416
9	724 Caoimhe Ni Dhuibhinn	F50-54	 - IRL	00:37:09	03:28:11	02:09:19	06:28:36	2221
10	508 Eilis Fallon	F55-59	 - IRL	00:33:27	03:58:33	02:20:12	07:10:26	2133
11	1150 Ian Cortina	M40-44	 - IRL	00:30:13	03:33:44	02:43:58	07:17:02	700
12	1085 Darryl Thomas	M50-54	 - IRL	00:32:55	03:57:53	02:45:01	07:33:56	700

IRONMAN 70.3 - Age Groups - TriClub Results














6.- Cork Triathlon Club (28098 points)

Start #	Athlete	AG	Country				Time	AGR
1	1323 Marc Dalton	M45-49	 - IRL	00:27:05	02:39:31	01:35:52	04:52:03	3297
2	452 Nicole Butler	F30-34	 - IRL	00:31:12	03:06:11	01:48:39	05:33:07	2989
3	566 Valerie Collins	F45-49	 - IRL	00:34:05	03:16:28	02:05:09	06:07:57	2848
4	860 Der Moloney	M55-59	 - IRL	00:24:14	03:05:49	02:13:40	05:53:16	2705
5	580 Damien O'sullivan	M45-49	 - IRL	00:30:25	03:09:32	01:55:09	05:44:07	2360
6	1142 Toby Benham	M30-34	 - GBR	00:33:06	02:59:35	01:28:54	05:13:24	2331
7	744 Flor Omahony	M35-39	 - IRL	00:31:07	02:59:34	02:05:01	05:45:41	2029
8	675 Rachele Owens	F30-34	 - IRL	00:36:27	03:19:37	02:21:26	06:29:46	1969
9	619 Eamonn Crowley	M35-39	 - IRL	00:33:02	02:59:49	02:14:58	05:59:18	1784
10	462 Stephen Mohally	M40-44	 - IRL	00:29:36	03:00:07	02:28:22	06:07:54	1736
11	608 Mark Hartnett	M40-44	 - IRL	00:36:46	03:04:30	02:19:34	06:11:57	1663
12	600 Cathal Kelleher	M25-29	 - IRL	00:41:45	03:24:07	02:03:48	06:26:05	1223
13	572 Kara Appelbe	F50-54	 - IRL	00:43:35	03:34:17	02:56:19	07:27:19	1164

7.- Belpark Triathlon Club (26945 points)

Start #	Athlete	AG	Country				Time	AGR
1	1194 Andy Grehan	M30-34	 - IRL	00:19:01	02:36:54	01:27:54	04:28:21	3142
2	802 Colm O'gorman	M30-34	 - IRL	00:24:46	02:31:28	01:29:54	04:31:47	3080
3	1634 Alan Heade	M55-59	 - IRL	00:32:32	02:59:32	01:54:20	05:40:59	2927
4	1456 Muireann Mcdonnell	F25-29	 - IRL	00:28:53	03:23:06	01:52:57	06:00:00	2454
5	1267 Antonia Courtney	F35-39	 - IRL	00:29:03	03:21:37	02:18:17	06:22:01	2376
6	1741 Stephen Browne	M45-49	 - IRL	00:26:23	03:14:22	01:59:48	05:56:34	2135
7	1241 Andrew Fairbrother	M25-29	 - IRL	00:26:34	03:13:47	01:57:45	05:48:40	1896
8	1643 Mark Connell	M60-64	 - IRL	00:31:29	03:12:36	02:46:37	06:49:27	1893
9	1569 David Coleman	M35-39	 - IRL	00:26:11	03:10:49	01:59:45	05:54:22	1873
10	1641 Jennifer Duffy	F30-34	 - IRL	00:35:06	03:43:56	02:21:16	06:51:25	1580
11	1694 David Phelan	M35-39	 - IRL	00:30:07	03:21:37	02:23:14	06:31:16	1209
12	704 Philip Campbell	M30-34	 - IRL	00:30:53	03:27:42	02:17:11	06:29:51	955
13	1310 Nigel Fitzsimons	M50-54	 - IRL	00:34:27	03:36:44	02:39:53	07:19:57	725
14	1688 Jagruti Rathod	F30-34	 - GBR	00:38:28	04:11:25	03:31:03	08:59:13	700

8.- Galway Triathlon Club (26727 points)

Start #	Athlete	AG	Country				Time	AGR
1	252 Martin Divilly	M50-54	 - IRL	00:27:52	02:33:20	01:35:02	04:47:22	3472
2	253 Gerard Cuddy	M40-44	 - IRL	00:27:15	02:37:56	01:33:37	04:45:14	3224
3	256 Damien Killane	M45-49	 - IRL	00:27:25	02:48:19	01:52:05	05:15:29	2875
4	249 Andrew Ainley	M40-44	 - GBR	00:22:48	02:48:46	01:56:27	05:15:42	2675
5	244 Colm Hawe	M40-44	 - IRL	00:29:35	02:49:34	01:59:47	05:26:08	2487
6	251 Darragh Greenan	M40-44	 - IRL	00:30:03	02:56:45	02:04:56	05:40:54	2222
7	245 Ciara Power	F25-29	 - IRL	00:28:46	03:25:20	02:06:56	06:16:19	2161
8	243 Carmel Coyne	F50-54	 - IRL	00:32:50	03:41:51	02:07:47	06:37:00	2070
9	242 Carrie Budds	F40-44	 - IRL	00:33:11	03:45:24	02:07:09	06:39:37	1711
10	260 Martin Lynch	M55-59	 - IRL	00:34:02	03:39:09	02:24:23	06:53:53	1614

IRONMAN 70.3 - Age Groups - TriClub Results
8.- Galway Triathlon Club (26727 points)

Start #	Athlete	AG	Country				Time	AGR
11	257 Etienne Louw	M40-44	- ZAF	00:32:04	03:39:00	02:33:58	06:58:59	816
12	263 Robert Conneely	M40-44	- IRL	00:36:00	03:41:02	02:47:46	07:22:47	700
13	259 Matthew Doodes	M30-34	- IRL	00:23:50	03:42:21	03:14:33	07:32:55	700

9.- Crosshaven Tri Club (22069 points)

Start #	Athlete	AG	Country				Time	AGR
1	914 Terry Mcsweeney	M45-49	- IRL	00:28:25	02:41:07	01:46:28	05:03:15	3095
2	969 Carrie Denham	F40-44	- IRL	00:33:05	03:01:40	01:55:38	05:38:33	2810
3	822 Jason Tivy	M50-54	- IRL	00:33:57	02:56:52	01:51:59	05:34:50	2617
4	1193 Ben Leahy	M18-24	- IRL	00:28:32	02:51:05	01:38:47	05:08:04	2564
5	1108 Maeve O Connor	F45-49	- IRL	00:23:34	03:46:04	02:23:20	06:45:14	2177
6	961 Claire Gillespie	F35-39	- IRL	00:36:11	03:33:12	02:15:03	06:38:51	2073
7	653 David Dunne	M40-44	- IRL	00:24:41	03:19:47	02:04:25	06:01:23	1853
8	964 David Thompson	M45-49	- IRL	00:26:37	03:00:57	02:51:40	06:31:22	1509
9	779 Brendan Chawke	M40-44	- IRL	00:33:55	03:13:22	02:22:10	06:27:00	1392
10	902 Mags Moran	F40-44	- IRL	00:33:00	04:00:37	02:19:11	07:06:03	1235
11	1742 Caroline Kennedy	F40-44	- IRL	00:31:19	03:42:42	03:02:27	07:33:20	744

10.- T3 Ireland (21597 points)

Start #	Athlete	AG	Country				Time	AGR
1	825 Maria Patterson	F55-59	- IRL	00:28:10	03:08:41	02:07:19	05:54:31	3500
2	691 Sinead O Connor	F50-54	- IRL	00:29:22	02:55:02	01:59:54	05:33:45	3208
3	1718 Tim Mackey	M40-44	- IRL	00:25:12	02:57:57	01:38:48	05:12:55	2725
4	827 Linda Walsh	F60-64	- IRL	00:27:46	03:56:59	02:36:18	07:15:48	2432
5	1434 Niall Rea	M25-29	- IRL	00:28:27	03:01:45	01:47:07	05:27:36	2275
6	1389 Jonathan Kidd	M50-54	- IRL	00:41:40	03:02:37	01:59:46	05:56:43	2223
7	693 Thomas Mousley	M50-54	- IRL	00:37:14	02:59:08	02:13:20	06:00:06	2162
8	944 John Mac Aree	M60-64	- IRL	00:37:56	03:30:01	02:22:46	06:44:37	1980
9	963 Laura Thompson	F40-44	- IRL	00:33:45	03:55:17	02:31:38	07:13:59	1092














11.- Naas Triathlon Club (20714 points)

Start #	Athlete	AG	Country				Time	AGR
1	1041 Sean Nolan	M35-39	- IRL	00:33:47	02:48:31	01:40:44	05:13:27	2609
2	1227 Tim Dunleavy	M35-39	- IRL	00:31:09	02:44:11	01:48:56	05:16:00	2564
3	506 Stephen Leech	M45-49	- IRL	00:23:13	03:02:49	02:04:25	05:38:16	2465
4	631 Lorna Kavanagh	F40-44	- IRL	00:28:10	03:13:21	02:05:55	06:02:05	2386
5	784 Nessa O' Reilly	F35-39	- IRL	00:26:12	03:37:37	01:59:50	06:24:47	2327
6	1201 Rory O'toole	M60-64	- IRL	00:28:51	03:19:45	02:27:02	06:29:52	2246
7	1276 Paul Burgin	M50-54	- IRL	00:28:59	03:02:09	02:14:31	05:59:30	2173
8	1580 Killian Vigna	M30-34	- IRL	00:32:26	03:09:12	01:55:09	05:53:03	1617
9	1209 Declan Carville	M45-49	- IRL	00:29:12	03:09:22	02:31:23	06:27:46	1574
10	1225 Lydia Doyle	F35-39	- IRL	00:42:45	04:01:10	02:49:00	07:52:12	753













12.- Cobh Triathlon Club (20078 points)















IRONMAN 70.3 - Age Groups - TriClub Results

Start #	Athlete	AG	Country				Time	AGR
1	139 Brendan Ryan	M40-44	 - IRL	00:24:39	02:43:00	01:27:23	04:43:00	3264
2	979 Eoin Pomphrett	M50-54	 - IRL	00:29:35	02:55:41	01:55:05	05:32:17	2663
3	1248 Billy Ryan	M35-39	 - IRL	00:21:53	02:54:55	02:00:06	05:27:20	2360
4	434 Paul Hunt	M30-34	 - IRL	00:26:05	02:53:57	01:42:15	05:11:56	2357
5	381 Bernadette Ryan Rowe	F40-44	 - IRL	00:27:47	03:29:00	01:59:45	06:07:17	2293
6	457 James Murphy	M25-29	 - IRL	00:28:58	03:07:46	01:56:04	05:44:23	1973
7	402 Richard Mcgrath	M45-49	 - IRL	00:30:42	03:10:48	02:10:51	06:09:39	1900
8	1561 Owen Ryan	M45-49	 - IRL	00:32:14	03:06:04	02:19:44	06:11:26	1868
9	710 Kevin Dillon	M40-44	 - IRL	00:26:49	03:33:34	02:50:55	07:06:46	700
10	1572 Brendan Ronan	M40-44	 - IRL	00:28:44	03:45:07	02:45:09	07:20:18	700












13.- No1 Fitness Team (20001 points)

Start #	Athlete	AG	Country				Time	AGR
1	107 Stephen Loughnane	M40-44	 - IRL	00:25:35	02:42:35	01:34:48	04:49:19	3150
2	1446 Fran Morrison	M55-59	 - IRL	00:43:37	02:50:35	01:42:42	05:29:24	3135
3	507 Deirdre Keogh	F50-54	 - IRL	00:29:21	03:13:23	01:59:56	05:53:51	2846
4	495 Joanne Bradbury	F40-44	 - IRL	00:24:13	03:17:56	02:05:19	05:55:47	2500
5	870 Kristijan Krog	M35-39	 - HRV	00:27:28	02:57:20	01:44:38	05:20:46	2478
6	1683 Gary Collins	M55-59	 - IRL	00:35:58	03:18:57	02:15:31	06:24:25	2145
7	510 Keith Gibson	M45-49	 - IRL	00:29:40	03:20:41	02:10:41	06:15:36	1793
8	1243 Brian O Sullivan	M35-39	 - IRL	00:41:15	03:19:55	02:12:25	06:28:45	1254
9	889 Michael Coakley	M45-49	 - IRL	00:44:29	04:05:52	02:45:26	07:52:11	700

14.- Mallow Tri Club (18512 points)

Start #	Athlete	AG	Country				Time	AGR
1	1548 Jason O Donoghue	M40-44	 - IRL	00:28:16	02:47:02	01:53:36	05:21:15	2575
2	1231 Liam Aherne	M40-44	 - IRL	00:24:14	03:04:28	01:46:19	05:25:39	2496
3	1333 Peadar Cronin	M40-44	 - IRL	00:27:05	02:49:54	01:56:40	05:27:03	2471
4	1205 Kathryn Costello Aherne	F40-44	 - IRL	00:32:59	03:13:51	02:12:58	06:12:03	2207
5	951 Kevin Mccarthy	M40-44	 - IRL	00:33:10	03:00:59	01:56:34	05:43:10	2181
6	1165 Aidan O Reilly	M35-39	 - IRL	00:39:47	03:00:42	01:53:38	05:44:50	2045
7	1196 Jacqueline Tarrant	F40-44	 - IRL	00:37:14	03:20:18	02:14:53	06:29:04	1901
8	730 Anthony Patterson	M50-54	 - IRL	00:40:58	03:21:43	02:10:15	06:24:30	1723
9	727 William Martin	M40-44	 - IRL	00:40:30	03:35:59	02:22:54	06:53:35	913

15.- Waterford Triathlon Club (15796 points)

Start #	Athlete	AG	Country				Time	AGR
1	1460 Nicola Kehoe	F40-44	 - IRL	00:23:34	02:54:48	01:52:17	05:16:37	3205
2	542 Henry Smith	M45-49	 - IRL	00:25:48	02:55:15	01:57:21	05:28:11	2646
3	1612 Ger Nolan	M60-64	 - IRL	00:35:36	03:28:57	02:13:50	06:33:39	2177
4	1156 Shirley Molloy	F50-54	 - IRL	00:39:03	03:31:47	02:21:13	06:52:17	1795
5	1601 Gerry Odonoghue	M45-49	 - BMU	00:39:23	03:18:36	02:03:11	06:17:37	1757
6	1245 Paul Flynn	M30-34	 - IRL	00:30:04	03:15:21	01:54:35	05:51:57	1637
7	1250 David Collins	M30-34	 - IRL	00:27:49	03:20:00	02:05:11	06:07:43	1353
8	842 Paul Walsh	M45-49	 - IRL	00:30:12	03:00:06	03:02:29	06:47:04	1226


IRONMAN 70.3 - Age Groups - TriClub Results
16.- Fingal Tri Club (14655 points)

Start #	Athlete	AG	Country				Time	AGR
1	755 Maurice Mchale	M55-59	- IRL	00:27:47	02:50:16	01:46:24	05:14:59	3395
2	384 Natalie Mason	F50-54	- IRL	00:33:45	03:00:37	02:00:19	05:49:38	2922
3	1271 Ken Cahill	M50-54	- IRL	00:28:06	02:47:45	02:13:35	05:41:35	2496
4	818 Cathal Slattery	M35-39	- IRL	00:32:21	03:01:53	01:49:57	05:37:06	2184
5	560 Eamon Caffrey	M50-54	- IRL	00:43:24	03:41:27	01:58:37	06:45:05	1353
6	808 Seamus Henry Rooney	M60-64	- IRL	00:44:11	04:11:53	02:08:02	07:27:09	1214
7	1525 Michael Travers	M40-44	- IRL	00:36:46	03:34:24	02:17:47	06:43:42	1091

17.- Loughkey Triclub (14185 points)

Start #	Athlete	AG	Country				Time	AGR
1	684 Aine O Connor	F40-44	- IRL	00:24:01	03:03:32	01:48:30	05:24:56	3055
2	1563 William Little	M35-39	- IRL	00:29:43	02:45:12	02:01:21	05:27:17	2360
3	1565 Darryn Mcdowell	M45-49	- IRL	00:27:12	02:58:21	02:08:16	05:47:19	2302
4	1577 Caroline Cronin	F45-49	- IRL	00:34:28	03:46:01	02:19:33	07:03:29	1848
5	1320 Marcus Kittel	M40-44	- IRL	00:40:23	03:14:00	01:48:32	06:03:11	1820
6	1046 Sinead Mccafferty	F40-44	- IRL	00:34:38	03:47:09	02:56:28	07:36:37	700
7	1631 Stephen Cronin	M45-49	- IRL	00:43:45	03:48:28	02:49:08	07:40:47	700
8	1032 Siobhan Doran	F45-49	- IRL	00:39:35	04:11:50	03:08:34	08:13:47	700
9	1013 Fiona Mcnamee-Shannon	F45-49	- IRL	00:37:03	03:53:03	03:25:52	08:14:19	700

18.- Tb-Triathlon (13490 points)

Start #	Athlete	AG	Country				Time	AGR
1	109 Tom Bill	M30-34	- GBR	00:19:19	02:24:16	01:20:47	04:08:28	3500
2	612 Harry Jones	M25-29	- GBR	00:24:34	02:32:29	01:25:17	04:27:32	3356
3	128 Simon Woodfield	M50-54	- GBR	00:35:43	02:48:52	01:48:45	05:21:04	2865
4	605 Rebecca Hemmings	F25-29	- GBR	00:27:16	03:15:02	02:09:18	06:01:36	2426
5	622 Andrew Kirkbride	M35-39	- GBR	00:33:59	03:25:45	02:08:57	06:23:50	1343









19.- Armagh Pikekickers Triathlon Club (13154 points)

Start #	Athlete	AG	Country				Time	AGR
1	1253 Natasha Martin	F35-39	- IRL	00:33:45	03:00:30	01:46:42	05:34:46	3227
2	1252 Kerrie Hamilton	F45-49	- IRL	00:33:50	03:06:02	01:58:29	05:51:13	3149
3	551 Lorraine O'neill	F50-54	- IRL	00:33:41	03:22:28	01:58:47	06:06:53	2612
4	903 Mark Crossan	M45-49	- IRL	00:30:54	03:05:01	01:59:42	05:46:42	2313
5	467 Kiera Mcsorley	F35-39	- IRL	00:32:32	03:20:14	02:47:05	06:51:04	1853









20.- Ventoux Triathlon Club (12152 points)

Start #	Athlete	AG	Country				Time	AGR
1	122 Colin Teevan	M55-59	- IRL	00:24:19	02:50:44	01:46:19	05:09:09	3500
2	659 Oliver Martin	M45-49	- IRL	00:26:01	02:39:34	01:31:28	04:45:01	3423
3	444 Mick Melia	M40-44	- IRL	00:26:33	03:13:53	01:55:48	05:47:04	2111
4	1704 Gerard Garvey	M45-49	- IRL	00:31:17	03:05:48	02:33:32	06:23:07	1658
5	445 Ian King	M45-49	- IRL	00:27:45	03:23:04	02:28:39	06:34:06	1460










IRONMAN 70.3 - Age Groups - TriClub Results
21.- Activmultisport (11193 points)

Start #	Athlete	AG	Country				Time	AGR
1 1653	Murray Connolly	M30-34	 - IRL	00:23:13	02:37:48	01:55:20	05:02:57	2519
2 711	Martin O'connor	M45-49	 - IRL	00:24:58	02:51:52	02:09:41	05:36:43	2493
3 851	Brian Murphy	M45-49	 - IRL	00:27:21	03:14:32	02:00:21	05:52:31	2208
4 1313	Philip Sheridan	M30-34	 - IRL	00:24:28	03:00:09	01:51:27	05:24:28	2132
5 1418	Niall Ogorman	M40-44	 - IRL	00:29:28	03:05:43	02:15:44	06:02:04	1841








22.- Heathwood Swimming & Triathlon (11017 points)

Start #	Athlete	AG	Country				Time	AGR
1 738	Rob Gregory	M45-49	 - GBR	00:27:44	02:47:50	01:47:55	05:13:33	2910
2 1637	Eva Neville	F35-39	 - IRL	00:39:02	03:32:28	01:47:34	06:13:46	2525
3 752	Karen Howells	F50-54	 - GBR	00:23:05	03:35:29	02:02:15	06:11:45	2524
4 757	Ashleigh Howells	F18-24	 - GBR	00:23:55	03:43:01	01:57:09	06:13:11	2358
5 734	Gwen Roberts	F40-44	 - GBR	00:30:30	04:09:55	02:47:33	07:43:36	700










23.- Tritanium Triathlon Club (11008 points)

Start #	Athlete	AG	Country				Time	AGR
1 713	Sharon Osborne	F35-39	 - IRL	00:43:50	03:01:29	02:23:09	06:26:16	2300
2 666	Niall Mulhare	M40-44	 - IRL	00:32:11	03:18:05	01:38:46	05:38:48	2259
3 909	Olivia Lawless	F35-39	 - IRL	00:44:14	03:36:22	02:17:10	06:54:05	1799
4 715	Artiom Lunev	M40-44	 - IRL	00:32:32	03:12:47	02:19:27	06:15:17	1603
5 906	Eoin O'reilly	M45-49	 - IRL	00:32:46	03:19:13	02:17:01	06:26:53	1590
6 911	Gary Glennon	M45-49	 - IRL	00:34:32	03:26:26	02:19:31	06:34:17	1457




24.- Olympian Triathlon Club (10814 points)

Start #	Athlete	AG	Country				Time	AGR
1 1578	Maeve Corry	F30-34	 - IRL	00:26:11	03:07:40	01:45:53	05:28:44	3068
2 665	Ciarán Hartley	M45-49	 - IRL	00:25:51	03:01:19	01:43:48	05:18:41	2817
3 762	Cormac Harte	M25-29	 - IRL	00:26:39	02:55:54	01:36:18	05:09:06	2608
4 550	Michelle Mccoy	F35-39	 - IRL	00:30:39	03:31:16	02:06:22	06:25:07	2321

25.- Portmarnock Triathlon Club (10387 points)

Start #	Athlete	AG	Country				Time	AGR
1 593	Clare-Anne Ludden	F40-44	 - IRL	00:28:01	03:25:55	02:06:28	06:16:20	2130
2 594	Finola Burke	F50-54	 - IRL	00:33:56	03:34:13	02:11:41	06:34:41	2111
3 1650	Alan Dooley	M45-49	 - IRL	00:33:25	03:27:23	01:53:45	06:11:44	1862
4 931	Rebecca Walshe	F25-29	 - IRL	00:21:55	03:42:28	02:22:39	06:37:04	1787
5 984	Dwane Brennan	M45-49	 - IRL	00:34:07	03:36:57	02:22:15	06:45:36	1253
6 1544	Brian Mc Guinness	M18-24	 - IRL	00:27:47	03:28:37	02:07:11	06:21:23	1244

26.- Tried & Tested Triathlon Club (9920 points)

Start #	Athlete	AG	Country				Time	AGR
1 1244	Ronan Wall	M40-44	 - IRL	00:23:09	02:37:38	01:32:05	04:39:18	3330
2 1696	Tomas Mahony	M50-54	 - IRL	00:33:18	03:15:59	01:48:59	05:52:19	2303



IRONMAN 70.3 - Age Groups - TriClub Results

26.- Tried & Tested Triathlon Club (9920 points)

Start #	Athlete	AG	Country				Time	AGR
3	559 Niall Murphy	M45-49	- IRL	00:29:56	03:15:15	02:09:06	06:07:25	1940
4	1109 Owen Cahalan	M40-44	- IRL	00:37:05	03:16:05	02:20:55	06:34:03	1265
5	607 Tadhg Mccabe	M40-44	- IRL	00:33:50	03:25:38	02:23:57	06:44:14	1082

27.- Pulse Triathlon Club (9739 points)

Start #	Athlete	AG	Country				Time	AGR
1	1455 Kim Hickey	F40-44	- IRL	00:22:14	02:54:17	01:37:00	05:00:14	3500
2	852 Christian Jones	M35-39	- IRL	00:25:39	02:50:47	01:39:13	05:04:47	2765
3	1072 Nishant Khimesra	M35-39	- IND	00:38:33	03:14:29	01:55:50	05:59:52	1774
4	991 Robert Larkin	M25-29	- IRL	00:34:42	03:47:30	01:55:05	06:38:27	1000
5	1610 Timothy O'donnell	M40-44	- IRL	00:40:07	04:03:07	02:10:37	07:20:36	700

28.- Sláinte Endurance (9686 points)

Start #	Athlete	AG	Country				Time	AGR
1	103 Michelle Nagle	F25-29	- IRL	00:25:02	02:53:02	02:07:08	05:31:17	2971
2	141 Fiona Lombard	F25-29	- IRL	00:35:29	02:55:37	02:17:04	05:59:37	2461
3	113 Ahmed Alhosani	M25-29	- ARE	00:26:34	02:46:23	02:02:56	05:23:59	2340
4	359 Mohammed Alhashmi	M40-44	- ARE	00:38:22	03:00:01	02:04:36	05:57:58	1914

29.- Tralee Triathlon Club (9249 points)

Start #	Athlete	AG	Country				Time	AGR
1	1729 Maria Mccarthy	F45-49	- IRL	00:33:23	03:30:50	01:54:48	06:15:24	2714
2	418 Denise Kennedy	F45-49	- IRL	00:30:31	03:32:38	02:08:05	06:19:39	2637
3	1567 Noel Hilliard	M60-64	- IRL	00:30:23	03:29:41	02:46:03	07:01:51	1670
4	480 Leanne Mccarthy	F40-44	- IRL	00:29:03	03:49:37	02:34:17	07:12:34	1118
5	701 Edward Casey	M35-39	- IRL	00:31:37	03:22:29	02:29:21	06:36:46	1110

30.- Lanesboro Triathlon Club (9186 points)

Start #	Athlete	AG	Country				Time	AGR
1	765 Mark Kenny	M45-49	- IRL	00:25:52	02:39:40	01:27:39	04:40:47	3500
2	1113 Martin Gillen	M45-49	- IRL	00:40:23	02:48:49	01:38:37	05:14:51	2886
3	1058 John Lyons	M60-64	- IRL	00:28:24	03:01:39	02:19:40	05:59:03	2800

31.- Setanta Triathlon Club (8125 points)

Start #	Athlete	AG	Country				Time	AGR
1	1254 Peter Tomany	M45-49	- IRL	00:24:52	02:42:15	01:40:34	04:54:53	3246
2	1258 David Mcaleer	M50-54	- IRL	00:36:37	03:02:36	01:42:25	05:28:38	2729
3	1183 Ciara Cousins	F25-29	- IRL	00:28:26	03:32:27	02:03:45	06:16:56	2150

32.- Tri Lakes Triathlon Club (7598 points)







Start #	Athlete	AG	Country				Time	AGR
1	1130 Jean Coleman	F55-59	- IRL	00:35:13	03:36:59	01:51:10	06:18:26	3069
2	1515 Noel Healy	M45-49	- IRL	00:34:10	03:01:16	01:44:22	05:31:54	2579

IRONMAN 70.3 - Age Groups - TriClub Results







32.- Tri Lakes Triathlon Club (7598 points)

Start #	Athlete	AG	Country				Time	AGR
3 1098	Kenneth Cronin	M45-49	 - IRL	00:29:09	03:07:33	02:16:26	06:06:52	1950



33.- Omagh Triathlon Club (7501 points)

Start #	Athlete	AG	Country				Time	AGR
1 763	Grainne O Hagan	F35-39	 - IRL	00:30:56	02:59:16	01:38:29	05:19:37	3500
2 799	Seamus Arkinson	M60-64	 - IRL	00:27:24	02:55:54	02:08:04	05:41:48	3111
3 1106	Laura Colhoun	F40-44	 - IRL	00:40:11	04:08:36	02:23:41	07:25:12	890








34.- Wicklow Triathlon Club (7204 points)

Start #	Athlete	AG	Country				Time	AGR
1 137	Stuart Dwyer	M35-39	 - IRL	00:23:24	02:48:36	01:44:15	05:04:46	2766
2 948	Keith Pyper	M45-49	 - IRL	00:29:47	02:52:07	02:00:38	05:32:13	2574
3 918	Conor Costello	M30-34	 - IRL	00:27:43	03:04:39	01:56:01	05:39:19	1864






35.- Wexford Triathlon Club (6839 points)

Start #	Athlete	AG	Country				Time	AGR
1 1576	Paul Driscoll	M45-49	 - IRL	00:29:08	03:00:03	01:47:14	05:30:18	2608
2 678	Paul Hillis	M40-44	 - IRL	00:30:16	03:02:57	01:54:52	05:39:20	2250
3 922	Kieran Mc Guinness	M55-59	 - IRL	00:31:55	03:20:20	02:29:07	06:33:32	1981







36.- Kilkenny Triathlon Club (6785 points)

Start #	Athlete	AG	Country				Time	AGR
1 813	Kavan Donohoe	M30-34	 - IRL	00:27:33	02:54:51	01:45:14	05:15:36	2291
2 1168	Peter Treacy	M25-29	 - IRL	00:28:00	03:02:06	01:56:27	05:37:34	2096
3 1145	Michael Dowling	M45-49	 - IRL	00:24:47	03:17:49	02:14:47	06:20:53	1698
4 1727	John Mc Dermott	M40-44	 - IRL	00:38:51	04:05:37	02:38:30	07:51:01	700

37.- Alinanutrisport (6696 points)

Start #	Athlete	AG	Country				Time	AGR
1 105	Lars Hanschke	M45-49	 - MEX	00:22:33	02:48:29	01:28:40	04:48:34	3359
2 123	Alejandra Morales	F45-49	 - MEX	00:30:00	03:16:47	01:43:00	05:40:48	3337

38.- Drogheda Tri Club (6122 points)

Start #	Athlete	AG	Country				Time	AGR
1 1151	Sinead Delany	F45-49	 - IRL	00:37:28	03:12:21	02:41:48	06:48:19	2121
2 497	Martin Victory	M60-64	 - IRL	00:30:55	03:12:13	02:40:46	06:37:28	2109
3 117	Robert Carr	M40-44	 - IRL	00:30:47	03:11:45	02:02:35	05:59:12	1892

39.- Myprocoach (5470 points)

Start #	Athlete	AG	Country				Time	AGR
1 1314	Finn Gormley	M30-34	 - IRL	00:22:28	02:42:13	01:39:33	04:50:17	2747
2 1261	Tatiana Frolova	F35-39	 - IRL	00:32:06	03:16:17	01:57:20	06:02:45	2723

40.- Tri Limits (5391 points)


IRONMAN 70.3 - Age Groups - TriClub Results

Start #	Athlete	AG	Country				Time	AGR
1	613 Tracey Mcardle	F45-49	- IRL	00:33:04	03:12:28	02:23:48	06:25:22	2534
2	1009 Niall Quinn	M50-54	- IRL	00:34:13	03:22:49	02:02:57	06:13:39	1919
3	610 Niamh Mcgirr	F30-34	- IRL	00:31:30	03:39:49	02:59:24	07:27:05	938

41.- Tri Preston (5232 points)

Start #	Athlete	AG	Country				Time	AGR
1	854 Paul Sanderson	M50-54	- GBR	00:18:44	02:43:37	01:40:52	04:51:34	3396
2	848 Neil Peck	M55-59	- GBR	00:34:53	03:10:02	02:42:26	06:41:35	1836

42.- Tinahely Tri Club (5084 points)

Start #	Athlete	AG	Country				Time	AGR
1	1496 Jonathan Cronin	M45-49	- IRL	00:31:47	03:14:39	01:48:39	05:51:50	2221
2	1217 Damien Treacy	M45-49	- IRL	00:26:12	03:03:08	02:15:02	05:55:03	2163
3	1373 Fiona Keogh	F45-49	- IRL	00:32:46	04:13:38	03:15:01	08:26:15	700

43.- Lisburn Triathlon Club (4932 points)

Start #	Athlete	AG	Country				Time	AGR
1	1315 Gerard Mcerlean	M35-39	- GBR	00:27:41	03:04:21	01:50:30	05:32:49	2261
2	1093 Patrick Clarke	M25-29	- GBR	00:32:34	03:06:13	01:59:13	05:52:18	1831
3	1307 Mark Gillespie	M50-54	- GBR	00:36:06	03:40:13	02:40:16	07:13:35	840

44.- Trilogy Triathlon Club (4926 points)

Start #	Athlete	AG	Country				Time	AGR
1	1461 Michael Butler	M45-49	- IRL	00:30:24	03:11:52	01:56:21	05:50:14	2249
2	1462 Conor Heffernan	M30-34	- IRL	00:34:09	02:54:20	01:51:28	05:33:03	1977
3	423 Damian Oliver	M35-39	- IRL	00:39:22	03:33:48	02:46:03	07:13:06	700

45.- Stafford Triathlon Club (3922 points)

Start #	Athlete	AG	Country				Time	AGR
1	639 Jessica Mackay	F45-49	- GBR	00:30:00	03:12:08	02:26:12	06:25:13	2537
2	638 Neil Mackay	M50-54	- GBR	00:29:55	02:53:20	03:00:29	06:43:19	1385

46.- Stadium Triathlon Club (3706 points)

Start #	Athlete	AG	Country				Time	AGR
1	1409 Nigel Travers	M45-49	- IRL	00:36:14	03:09:21	01:49:55	05:49:10	2269
2	1408 Aoife Horgan	F40-44	- IRL	00:36:31	03:40:52	02:20:59	06:54:49	1437

47.- Collins Cycle Centre Triathlon Club (3659 points)

Start #	Athlete	AG	Country				Time	AGR
1	1094 John Coman	M35-39	- IRL	00:26:32	03:10:21	02:02:48	05:48:54	1971
2	714 Garvan Wickham	M50-54	- IRL	00:25:04	03:15:07	02:29:15	06:26:27	1688

48.- Triclub Doha (3539 points)

Start #	Athlete	AG	Country				Time	AGR
1	372 Eulogy Van Dyk	F35-39	- ZAF	00:36:09	03:30:45	01:58:12	06:15:03	2502



IRONMAN 70.3 - Age Groups - TriClub Results

48.- Triclub Doha (3539 points)

Start #	Athlete	AG	Country				Time	AGR
2	382 Nicol Van Dyk	M40-44	- ZAF	00:37:53	03:36:07	02:19:58	06:46:42	1037

49.- Total Tri Training (3500 points)

Start #	Athlete	AG	Country				Time	AGR
1	136 Iwan Jones	M25-29	- GBR	00:21:19	02:27:38	01:25:09	04:19:35	3500

49.- Medwaytri (3500 points)

Start #	Athlete	AG	Country				Time	AGR
1	104 Carl Shawcross	M50-54	- GBR	00:22:03	02:41:34	01:35:11	04:45:49	3500

49.- Flo Factory Team (3500 points)

Start #	Athlete	AG	Country				Time	AGR
1	101 Alan Thompson	PC/ID	- IRL	00:31:48	03:09:48	02:40:03	06:34:55	3500

52.- Northwest Triathlon Club (3477 points)

Start #	Athlete	AG	Country				Time	AGR
1	1374 Matthew Hockley	M30-34	- IRL	00:30:57	02:43:33	01:32:35	04:56:52	2628
2	1697 Aaron Mclaughlin	M30-34	- IRL	00:46:43	03:15:58	02:06:40	06:35:44	849

53.- Matrix Multisport (3474 points)

Start #	Athlete	AG	Country				Time	AGR
1	115 Grant Guerin	M40-44	- ZAF	00:22:45	02:35:22	01:26:24	04:31:20	3474

54.- Pontivy Triathlon (3469 points)

Start #	Athlete	AG	Country				Time	AGR
1	660 Titouan Le Grand	M18-24	- FRA	00:21:07	02:27:42	01:21:59	04:17:47	3469

55.- Tridubai (3397 points)

Start #	Athlete	AG	Country				Time	AGR
1	106 Lois Pickering	F30-34	- AUS	00:25:39	02:55:09	01:42:22	05:10:28	3397

56.- Watergrasshill Tc (3378 points)

Start #	Athlete	AG	Country				Time	AGR
1	573 Ed Dunphy	M35-39	- IRL	00:30:40	03:06:34	01:57:06	05:42:21	2089
2	568 Caroline Dunphy	F35-39	- IRL	00:41:39	03:48:43	02:38:10	07:22:25	1289

57.- Bad Tri (3277 points)

Start #	Athlete	AG	Country				Time	AGR
1	1372 Alexander Lambert	M30-34	- GBR	00:20:57	02:29:09	01:25:36	04:20:50	3277

58.- Newry Triathlon Club (3175 points)


Start #	Athlete	AG	Country				Time	AGR
1	1007 Eoin Tipping	M40-44	- IRL	00:26:24	03:02:43	01:48:33	05:29:09	2433

IRONMAN 70.3 - Age Groups - TriClub Results

58.- Newry Triathlon Club (3175 points)

Start #	Athlete	AG	Country				Time	AGR
2 670	Anthony Treanor	M45-49	 - IRL	00:23:38	03:41:30	02:53:54	07:13:59	742

59.- Down Triathlon Club (3164 points)

Start #	Athlete	AG	Country				Time	AGR
1 959	John Taylor	M45-49	 - IRL	00:27:14	03:10:31	02:09:08	06:06:16	1961
2 835	Dessie McGarry	M50-54	 - IRL	00:30:52	03:31:30	02:32:48	06:53:25	1203

60.- Carlow Triathlon Club (3155 points)

Start #	Athlete	AG	Country				Time	AGR
1 1330	Thomas Lawlor	M40-44	 - IRL	00:23:37	02:43:57	01:33:20	04:49:01	3155

61.- Team Nbcc (3149 points)

Start #	Athlete	AG	Country				Time	AGR
1 793	Ian Vickery	M60-64	 - GBR	00:25:23	02:56:37	02:05:33	05:39:39	3149






62.- Perth Triathlon Club (Aus) (3146 points)

Start #	Athlete	AG	Country				Time	AGR
1 989	Ciaran Boyle	M35-39	 - IRL	00:24:30	02:37:21	01:33:23	04:43:40	3146

63.- No Limit Team (3075 points)

Start #	Athlete	AG	Country				Time	AGR
1 1469	Charlotte Ranson	F45-49	 - BEL	00:33:44	03:18:01	01:49:48	05:55:19	3075






64.- Longford Triathlon Club (3055 points)

Start #	Athlete	AG	Country				Time	AGR
1 1324	Howard Whelan	M45-49	 - IRL	00:30:08	03:12:22	02:06:53	06:00:14	2069
2 518	Padraic Mcweeney	M55-59	 - IRL	00:32:35	04:02:14	02:34:32	07:28:49	986

65.- Speedhub (3013 points)

Start #	Athlete	AG	Country				Time	AGR
1 108	Rob Debney	M50-54	 - GBR	00:29:41	02:42:55	01:51:55	05:12:51	3013

66.- Tri An Mhi (2975 points)

Start #	Athlete	AG	Country				Time	AGR
1 1343	Kevin Stewart	M40-44	 - IRL	00:30:11	02:55:40	02:01:09	05:37:57	2275
2 1366	Linda Kinsella	F40-44	 - IRL	00:32:13	04:08:37	03:22:50	08:26:24	700

67.- Greenlightpt (2973 points)

Start #	Athlete	AG	Country				Time	AGR
1 571	Simon Liddle	M30-34	 - GBR	00:19:29	02:36:42	01:35:11	04:37:44	2973

68.- Mail.ru Group (2947 points)

Start #	Athlete	AG	Country				Time	AGR
---------	---------	----	---------	---	---	---	------	-----

IRONMAN 70.3 - Age Groups - TriClub Results

68.- Mail.ru Group (2947 points)

Start #	Athlete	AG	Country				Time	AGR
1 1617	Daniil Miasoedov	M25-29	 - IRL	00:32:19	02:39:55	01:29:57	04:50:17	2947

69.- Team Oxygenaddict (2933 points)

Start #	Athlete	AG	Country				Time	AGR
1 515	Patricia Hackett	F60-64	 - GBR	00:35:56	03:38:49	02:23:37	06:48:01	2933

70.- The Cupcake Cartel (2878 points)

Start #	Athlete	AG	Country				Time	AGR
1 1293	Sinead Stafford	F45-49	 - IRL	00:29:37	03:17:54	02:09:42	06:06:18	2878

71.- Dctriathlon (2855 points)

Start #	Athlete	AG	Country				Time	AGR
1 130	Guto Jones	M25-29	 - GBR	00:27:58	02:46:39	01:33:40	04:55:24	2855

72.- Wellington Triathlon Club (Nz) (2818 points)

Start #	Athlete	AG	Country				Time	AGR
1 129	Heynrich Du Toit	M30-34	 - NZL	00:23:19	02:27:20	01:45:00	04:46:20	2818

73.- Brighton Tri Club (2815 points)

Start #	Athlete	AG	Country				Time	AGR
1 400	Rolando Hutchinson	M45-49	 - GBR	00:25:05	02:55:03	01:46:44	05:18:48	2815

74.- Carmarthen Triathlon Club (2812 points)

Start #	Athlete	AG	Country				Time	AGR
1 739	James Bevan	M45-49	 - GBR	00:28:42	02:58:05	01:45:07	05:18:59	2812

74.- Manx Tri Club (2812 points)

Start #	Athlete	AG	Country				Time	AGR
1 371	Richard George	M45-49	 - GBR	00:27:24	02:55:56	01:43:45	05:18:59	2812

76.- Optimum Performance Training (2804 points)

Start #	Athlete	AG	Country				Time	AGR
1 867	Shannon McAulay	F25-29	 - ZAF	00:23:23	03:14:42	01:53:44	05:40:35	2804

77.- Ft6 Endurance Sports (2801 points)

Start #	Athlete	AG	Country				Time	AGR
1 557	Sean Howard	M35-39	 - USA	00:25:41	02:49:22	01:37:52	05:02:48	2801

78.- Race Hub Triathlon Club (2729 points)

Start #	Athlete	AG	Country				Time	AGR
1 547	Mark Elston	M45-49	 - GBR	00:30:38	02:52:56	01:50:12	05:23:35	2729

79.- Kinsale Tri Club (2716 points)



IRONMAN 70.3 - Age Groups - TriClub Results

Start #	Athlete	AG	Country				Time	AGR
1 658	Martin Kerrigan	M50-54	- IRL	00:30:24	03:03:54	02:20:01	06:08:13	2016
2 1581	Kevin Chen Midorikawa	M30-34	- BRA	00:33:53	03:57:06	02:12:28	06:59:18	700

80.- Team Passion Fit (2697 points)

Start #	Athlete	AG	Country				Time	AGR
1 747	Mark Hand	M45-49	- IRL	00:31:48	02:48:54	01:56:09	05:25:22	2697

81.- Athlone Tri Club (2684 points)

Start #	Athlete	AG	Country				Time	AGR
1 1421	Laoighse Styles	F35-39	- IRL	00:31:44	03:17:59	02:00:20	06:04:55	2684

82.- Thames Turbo Triathlon Club (2598 points)

Start #	Athlete	AG	Country				Time	AGR
1 472	Mark O'brien	M45-49	- IRL	00:29:41	02:45:18	02:07:01	05:30:51	2598

83.- Tempo-Sport Be The Change (2570 points)

Start #	Athlete	AG	Country				Time	AGR
1 868	Toma Montanari	M35-39	- ITA	00:24:18	02:56:40	01:46:05	05:15:37	2570

84.- Rocky Mountain Tri Club (2543 points)

Start #	Athlete	AG	Country				Time	AGR
1 375	Nicki Griffiths	F35-39	- USA	00:35:40	03:18:48	02:05:18	06:12:47	2543

85.- Carrick On Suir Triathlon Club (2506 points)

Start #	Athlete	AG	Country				Time	AGR
1 1040	Stan Power	M65-69	- IRL	00:33:37	03:10:49	02:25:55	06:25:15	2506

86.- Impact Tt (2468 points)

Start #	Athlete	AG	Country				Time	AGR
1 1385	Gary Blakeley	M40-44	- GBR	00:29:42	02:47:39	02:00:17	05:27:14	2468

87.- Invictus Triathlon Club (Belfast) (2252 points)

Start #	Athlete	AG	Country				Time	AGR
1 1441	Tom Mills	M25-29	- GBR	00:27:17	02:59:22	01:47:59	05:28:53	2252

88.- Infinitude Racing (2234 points)

Start #	Athlete	AG	Country				Time	AGR
1 1004	Ian Damerall	M55-59	- IRL	00:34:45	03:13:44	02:12:18	06:19:27	2234

89.- Middleton Cycling And Triathlon Club (2217 points)

Start #	Athlete	AG	Country				Time	AGR
1 398	Fiona Fitzgerald	F45-49	- IRL	00:35:30	03:40:21	02:12:36	06:43:00	2217

90.- Recovery Lab Uk Triathlon Club (2200 points)

Start #	Athlete	AG	Country				Time	AGR

IRONMAN 70.3 - Age Groups - TriClub Results

90.- Recovery Lab Uk Triathlon Club (2200 points)

Start #	Athlete	AG	Country				Time	AGR
1 912	Tim Wooldridge	M60-64	 - GBR	00:32:24	03:23:14	02:19:57	06:32:25	2200

91.- Predator Triathlon Club (2161 points)

Start #	Athlete	AG	Country				Time	AGR
1 466	Paul Daly	M45-49	 - IRL	00:25:19	03:09:31	02:10:45	05:55:08	2161

92.- Liquid Motion Tri Club (2155 points)

Start #	Athlete	AG	Country				Time	AGR
1 490	Paul O'connor	M35-39	 - IRL	00:28:46	03:07:11	01:52:00	05:38:41	2155

93.- Edinburgh Triathletes (2061 points)

Start #	Athlete	AG	Country				Time	AGR
1 1552	Aisling Dennis	F30-34	 - GBR	00:29:56	03:24:26	02:15:08	06:24:40	2061

94.- 3D Triathlon Club (2027 points)

Start #	Athlete	AG	Country				Time	AGR
1 1500	Niall Tully	M45-49	 - IRL	00:26:22	03:26:44	01:53:55	06:02:37	2027

95.- Tunbridge Wells Triathlon Club (2006 points)

Start #	Athlete	AG	Country				Time	AGR
1 1621	Katherine Waddell	F40-44	 - GBR	00:28:39	03:33:33	02:06:53	06:23:11	2006

96.- Royal Navy Triathlon (1752 points)

Start #	Athlete	AG	Country				Time	AGR
1 1204	Mark Ramsey	M45-49	 - IRL	00:32:49	03:09:15	02:22:48	06:17:53	1752

97.- Athy Triathlon Club (1692 points)

Start #	Athlete	AG	Country				Time	AGR
1 900	Jason Maguire	M30-34	 - IRL	00:22:28	03:04:15	02:12:22	05:48:53	1692

98.- Racing 795 (1664 points)

Start #	Athlete	AG	Country				Time	AGR
1 1268	Edel Kehoe	F50-54	 - IRL	00:35:21	03:36:45	02:32:51	06:59:33	1664

99.- Bondi Running & Triathlon Club Inc (B.r.a.t) (1640 points)

Start #	Athlete	AG	Country				Time	AGR
1 479	Brendan Mcdaid	M40-44	 - IRL	00:29:06	03:08:26	02:22:55	06:13:11	1640

100.- Leeds Bradford Tri Club (1627 points)

Start #	Athlete	AG	Country				Time	AGR
1 1017	Anthony Howard	M50-54	 - GBR	00:27:51	03:33:42	02:14:43	06:29:52	1627

101.- York Triathlon Club (1531 points)



IRONMAN 70.3 - Age Groups - TriClub Results

Start #	Athlete	AG	Country				Time	AGR
1 448	Jenna Sach	F35-39	 - GBR	00:38:49	03:48:46	02:23:00	07:08:58	1531

102.- Trilab Ukraine (1508 points)

Start #	Athlete	AG	Country				Time	AGR
1 883	Oleksandr Bort	M35-39	 - UKR	00:29:15	03:19:36	02:10:11	06:14:39	1508

103.- Cac Triathlon Club (1415 points)

Start #	Athlete	AG	Country				Time	AGR
1 449	Chris Gooch	M40-44	 - USA	00:22:58	03:18:35	02:31:43	06:25:43	1415

104.- Wakefield Triathlon Club (1360 points)

Start #	Athlete	AG	Country				Time	AGR
1 1170	Adam Featherstone	M55-59	 - GBR	00:20:47	03:23:56	03:00:18	07:08:00	1360

105.- @Leastwetri (1358 points)

Start #	Athlete	AG	Country				Time	AGR
1 736	Ashley Howard	M35-39	 - GBR	00:26:30	03:11:33	02:34:55	06:22:58	1358

106.- 10Ironwomen (1334 points)

Start #	Athlete	AG	Country				Time	AGR
1 820	Alexandra Todd	F30-34	 - GBR	00:28:43	04:04:44	02:16:00	07:05:04	1334

107.- Midland Triathlon Club (1235 points)

Start #	Athlete	AG	Country				Time	AGR
1 1076	Ambrose Duggan	M40-44	 - IRL	00:31:39	03:17:43	02:30:51	06:35:42	1235

108.- United Athletes (1014 points)

Start #	Athlete	AG	Country				Time	AGR
1 1501	Sergey Avtukhov	M35-39	 - IRL	00:30:55	03:46:04	02:07:50	06:42:04	1014

109.- Hurt Locker Tri (863 points)

Start #	Athlete	AG	Country				Time	AGR
1 112	Eoin Toland	M30-34	 - IRL	00:22:53	04:27:07	01:38:51	06:34:56	863

110.- Starfish Tri-Athletic (730 points)

Start #	Athlete	AG	Country				Time	AGR
1 677	Malcolm Hart	M45-49	 - AUS	00:27:14	03:42:15	02:48:49	07:14:39	730

111.- Team Zoot (700 points)

Start #	Athlete	AG	Country				Time	AGR
1 1715	Eric Bielke	M40-44	 - USA	00:27:00	03:30:59	03:15:16	07:31:58	700

111.- Boru Triathlon Club (700 points)

Start #	Athlete	AG	Country				Time	AGR
1 881	Fintan Richardson	M35-39	 - IRL	00:43:20	04:09:56	02:30:53	07:43:57	700