

2016-2017 8 & UNDER MEMBERSHIP REPORT




TABLE OF CONTENTS

Background	Page 1
National Analysis	Page 2
New Hampshire Analysis	Pages 3-4
2 and 2 Challenge	Page 5
New Hampshire's 2016-17 Association Performance	Page 6
Local Association Analysis	Pages 7-15
Program Services Contact for Affiliate	Andy Gibson (719) 538-1115/ Andy.Gibson@usahockey.org





This report focuses on the foundation of USA Hockey's player base – the 8 & under age category. It examines the entry-level age group at both the National and the Affiliate level for the past five seasons, as well as the past three seasons at the local association level. The objective is to help all levels of USA Hockey's structure understand their past performance and create achievable growth goals for the 2017-18 season.

TOTAL BOYS & GIRLS HOCKEY PARTICIPATION: AGES 8 & UNDER

	2012-13	2013-14	2014-15	2015-16	2016-17
Participants	102,956	103,961	105,925	107,703	115,694
% increase	-4.1%	1.0%	1.9%	1.7%	7.4%

Recently, concentrated growth efforts in the 8 & under age category have produced positive results:

- 8 & under participation saw an increase for the fourth year in a row.
- During the 2016-17 season there were 115,694 players; the highest total in USA Hockey's 80 year history.

By increasing the number of players at the 8 & under age level, associations are positively impacting growth at the older age levels. The table below demonstrates that recent growth at the 8 & under age level is improving the larger 9 to 14 age groups, thus supplementing long-term growth.

TOTAL BOYS & GIRLS HOCKEY PARTICIPATION: AGES 9 THROUGH 14

	2012-13	2013-14	2014-15	2015-16	2016-17
Participants	175,867	177,906	181,107	183,275	184,502
% increase	0.6%	1.2%	1.8%	1.2%	0.7%

2 AND 2 CHALLENGE REPORTING

In an effort to work more closely with local associations, USA Hockey has instituted the 2 and 2 Challenge. The 2 and 2 Challenge, further explained on page 5, is a comprehensive program that utilizes existing national growth programs, resources, and tools to help youth hockey leaders grow participation with their local associations. To achieve these growth goals, the 2 and 2 Challenge asks participating associations to add two new players and retain two additional players than the previous season's total.

By combining established growth initiatives with USA Hockey's American Development Model, associations are poised to acquire players and retain those players through age-appropriate developmental principles.

Number of players acquired		Current season performance compared to previous season totals							
Total number of 8 & under players		Current season performance compared to 2 and 2 Challenge goals							
BOYS & GIRLS 8U						2 AND 2 CHALLENGE			
	2012-13	2013-14	2014-15	2015-16	2016-17	16-17 GOAL	VS. GOAL	VS. ACTUAL	17-18 GOAL
TOTAL	102,956	103,961	105,925	107,703	115,694	111,065	4,629	7,991	120,738
	-4.1%	1.0%	1.9%	1.7%	7.4%				
NEW	41,000	44,628	45,480	45,539	52,076	48,062	4,014	6,537	54,598
	-10.9%	8.8%	1.9%	0.1%	14.4%				
RETAINED	61,956	59,333	60,445	62,164	63,618	63,027	591	1,454	66,140
	0.9%	-4.2%	1.9%	2.8%	2.3%				
LOST	19,509	18,316	19,382	19,518	19,372	# OF ASSOCIATIONS			1,261
	1.5%	-6.1%	5.8%	0.7%	-0.7%	AVERAGE # PLAYERS/ASSOCIATION			91.7

Number of players that left youth hockey

2 and 2 Challenge goals for the upcoming season, see pages 6 & 7 for more information

Number of players retained from the previous season

2016-17 KEY TAKEAWAYS—NATIONAL

Total

- In 2016-17, the total number of players ages 8 & under increased by 7,991 (+7.4%) to 115,694.
- With this increase, the 2016-17 season represents the largest total at the 8 & under level in USA Hockey history.
- In addition, girls' participation surpassed the unprecedented 20,000-player mark for a new record total.

Acquisition

- New players increased from 45,539 to 52,076 in 2016-17, an addition of 6,537 (+14.4%).
- This marks the fourth consecutive season of growth in new players.
- USA Hockey saw a record level of growth with new girl participants from 9,341 last season to 10,731 (+14.9%).

Retained

- Retained players increased by 1,454 (+2.3%) to 63,618.
- This was a new record high for retained players.

NATIONAL BOYS AND GIRLS 8U

	2012-13	2013-14	2014-15	2015-16	2016-17
TOTAL	102,956	103,961	105,925	107,703	115,694
%	-4.1%	1.0%	1.9%	1.7%	7.4%
NEW	41,000	44,628	45,480	45,539	52,076
%	-10.9%	8.8%	1.9%	0.1%	14.4%
RETAINED	61,956	59,333	60,445	62,164	63,618
%	0.9%	-4.2%	1.9%	2.8%	2.3%
LOST	19,509	18,316	19,382	19,518	19,372
%	1.5%	-6.1%	5.8%	0.7%	-0.7%

NATIONAL BOYS 8U

	2012-13	2013-14	2014-15	2015-16	2016-17
TOTAL	87,805	88,168	89,386	89,353	95,136
%	-3.7%	0.4%	1.4%	-0.04%	6.5%
NEW	33,917	36,744	37,184	36,198	41,346
%	-10.5%	8.3%	1.2%	-2.7%	14.2%
RETAINED	53,888	51,424	52,202	53,155	53,790
%	1.1%	-4.6%	1.5%	1.8%	1.2%
LOST	15,308	14,559	15,304	15,463	14,792
%	1.0%	-4.9%	5.1%	1.0%	-4.3%

NATIONAL GIRLS 8U

	2012-13	2013-14	2014-15	2015-16	2016-17
TOTAL	15,152	15,794	16,539	18,350	20,558
%	-6.4%	4.2%	4.7%	10.9%	12.0%
NEW	7,085	7,887	8,299	9,341	10,731
%	-12.7%	11.3%	5.2%	12.6%	14.9%
RETAINED	8,067	7,907	8,240	9,009	9,827
%	-0.1%	-2.0%	4.2%	9.3%	9.1%
LOST	4,201	3,759	4,082	4,055	4,581
%	2.9%	-10.5%	8.6%	-0.7%	13.0%

2016-17 KEY TAKEAWAYS—NEW HAMPSHIRE

Total

- The total number of players ages 8 & under in New Hampshire increased by 109 (+7.3%) to 1,612.
- Girls' participation hit the 350-player mark for a new record total.

Acquisition

- New players increased by 98 (+15.4%) to 736.
- The number of new girl participants saw a surge from 131 last season to 192 (+46.6%).

Retention

- Retained players increased by 11 (+1.3%) to 876.

NEW HAMPSHIRE BOYS AND GIRLS 8U

	2012-13	2013-14	2014-15	2015-16	2016-17
TOTAL	1,635	1,639	1,595	1,503	1,612
%	4.9%	0.2%	-2.7%	-5.8%	7.3%
NEW	749	760	702	638	736
%	-2.2%	1.5%	-7.6%	-9.1%	15.4%
RETAINED	886	879	893	865	876
%	11.7%	-0.8%	1.6%	-3.1%	1.3%
LOST	307	346	344	337	259
%	-12.8%	12.7%	-0.6%	-2.0%	-23.1%

NEW HAMPSHIRE BOYS 8U

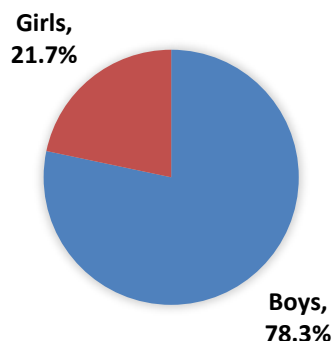
	2012-13	2013-14	2014-15	2015-16	2016-17
TOTAL	1,364	1,333	1,295	1,227	1,262
%	5.1%	-2.3%	-2.9%	-5.3%	2.9%
NEW	612	604	550	507	544
%	-2.7%	-1.3%	-8.9%	-7.8%	7.3%
RETAINED	752	729	745	720	718
%	12.4%	-3.1%	2.2%	-3.4%	-0.3%
LOST	237	276	256	249	198
%	-8.5%	16.5%	-7.2%	-2.7%	-20.5%

NEW HAMPSHIRE GIRLS 8U

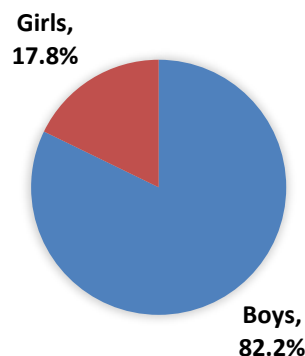
	2012-13	2013-14	2014-15	2015-16	2016-17
TOTAL	271	306	300	276	350
%	3.8%	12.9%	-2.0%	-8.0%	26.8%
NEW	137	156	152	131	192
%	0.0%	13.9%	-2.6%	-13.8%	46.6%
RETAINED	134	150	148	145	158
%	8.1%	11.9%	-1.3%	-2.0%	9.0%
LOST	70	70	88	88	61
%	-24.7%	0.0%	25.7%	0.0%	-30.7%

RATIO OF GIRLS TO BOYS—8 & UNDER

**NEW HAMPSHIRE RATIO OF 8 & UNDER
GIRLS TO BOYS 2016-17**



**NATIONAL RATIO OF 8 & UNDER
GIRLS TO BOYS 2016-17**



RETENTION INCREASES WITH AGE

Youth hockey retention increases with both age and seasons played. While retention rates are consistently maintained from 10U, 12U and 14U age levels, the overall growth of hockey relies on acquiring more 8 & under players.

New Hampshire's retention results for 2016-17 by age segment in comparison to National average:

NEW HAMPSHIRE RETENTION	AGE SEGMENT	NATIONAL AVERAGE
37.5%	4 Year Olds returned as 5 Year Olds	35.6%
51.8%	5 Year Olds returned as 6 Year Olds	53.6%
67.0%	6 Year Olds returned as 7 Year Olds	68.3%
74.5%	7 Year Olds returned as 8 Year Olds	74.9%
84.2%	10 & Under	87.0%
89.7%	12 & Under	93.0%
90.8%	14 & Under	95.6%

2 AND 2 CHALLENGE GOALS FOR 2017-18 SEASON

NEW HAMPSHIRE

	16-17 GOAL	16-17 ACTUAL	17-18 GOAL
TOTAL	1,595	1,612	1,712
NEW	684	736	786
RETAINED	911	876	926

Based on 25 associations that registered 5 players or more, the New Hampshire 2017-18 goals are:

TOTAL: 1,612 + 100 = **1,712 (+6.2%)**

NEW: 736 + 50 = **786 (+6.8%)**

RETAINED: 876 + 50 = **926 (+5.7%)**

NATIONAL

	16-17 GOAL	16-17 ACTUAL	17-18 GOAL
TOTAL	111,065	115,694	120,738
NEW	48,062	52,076	54,598
RETAINED	63,027	63,618	66,140

Based on 1,261 associations that registered 5 players or more, the National 2017-18 goals are:

TOTAL: 115,694 + 5,044 = **120,738 (4.4%)**

NEW: 52,076 + 2,522 = **54,598 (4.8%)**

RETAINED: 63,618 + 2,522 = **66,140 (4.0%)**



2 AND 2 CHALLENGE

The 2 and 2 Challenge is a comprehensive growth program for local associations. The program guides youth hockey leadership through national programs and tools to reach their growth goals of acquiring two new players and retaining two additional players than the previous season's total.



To complete the 2 and 2 Challenge, associations utilize three programs that drive growth –

Retention, **Acquisition** & **Conversion**.



RETENTION—*Welcome Back Week* (September 18th - 24th)

Reaching out with a personal invitation to return to youth hockey is crucial. For this program, associations coordinate phone calls inviting families back to youth hockey.



ACQUISITION—*Try Hockey For Free Days* (November 4th & March 3rd)

Try Hockey events provide associations the opportunity to attract new families to the rink. Last season, over 26,000 kids were introduced to youth hockey through this program.



CONVERSION—*Transition Program* (Followed by Try Hockey For Free Days)

Children that sample youth hockey do not always become new hockey players. A low-cost, low-commitment program to easily transition families from trying hockey to participating in youth hockey programs will significantly increase the likelihood of adding more players. Examples of how this can be achieved is offering a Learn-to-Play program or mixing prospective players into existing beginner programs.

By taking advantage of these national programs, participating associations will be nationally recognized as achieving the 2 and 2 Challenge and be rewarded for their efforts.

To learn more and to accept the 2 and 2 Challenge, visit www.2and2Challenge.com or call (719) 538-1124.

2 AND 2 CHALLENGE GOALS—ASSOCIATION

The 2 and 2 Challenge goals for every association are to add two new players and retain two additional players than the previous season's 8 & under player total.

Below is an example of an association that achieved their 2 and 2 Challenge goals from the 2016-17 past season and their new goals for 2017-18 season:

Previous three seasons results

2 and 2 Challenge results and goals

BOYS & GIRLS 8 & UNDER				2 AND 2 CHALLENGE			
	2014-15	2015-16	2016-17	16-17 GOAL	VS. GOAL	VS. ACTUAL	17-18 GOAL
TOTAL	64	79	84	83	1	5	88
NEW	32	42	44	44	0	2	46
RETAINED	32	37	40	39	1	3	42
LOST	25	15	14				

If the 2 and 2 Challenge goals are achieved again in 2017-18, this program will enjoy a 4.8% increase.

TOTAL: 46 new + 42 retained = 88 total players

NEW: 44 + 2 = 46 new players

RETAINED: 40 + 2 = 42 retained players



ASSOCIATIONS ACCOMPLISHING THEIR 2 AND 2 CHALLENGE GOALS

While many associations experienced growth, only the associations highlighted below successfully met their 2 and 2 Challenge goals by adding two new players and retaining two additional players than the previous season's total.

NEW HAMPSHIRE'S 2016-17 ASSOCIATION PERFORMANCE

<u>Association</u>	<u>2 and 2 Challenge Goals</u>	<u>Net Growth</u>
1. Back Bay Hockey Association		+35
2. Berlin Youth Hockey	Achieved	+35
3. Seacoast Spartans Hockey	Achieved	+35
4. Oyster River Youth Hockey		+21
5. Concord Youth Hockey		+18
6. New England Wildcats		+15
7. New England Edge Youth Hockey	Achieved	+12
8. Kearsarge Youth Hockey		+7
9. Rochester Youth Hockey	Achieved	+6
10. Greater Lebanon Youth Hockey		+5
11. New Hampshire Avalanche Hockey		+5
12. New Hampshire East		+4
13. Manchester Regional Youth Hockey		+2
14. New Hampshire Jr Monarchs		+2
15. White Mountain Youth Hockey Inc		+1
16. Lakes Region Youth Hockey		-2
17. Mt. Washington Valley Youth Hky Ham Arena		-6
18. Hanover Hockey Association		-7
19. New England Stars Youth Hockey		-7
20. Henniker Youth Hockey Association		-10
21. Twin Valley Hockey		-10
22. Southern New Hampshire Cavaliers Youth Hockey		-11
23. Dover Youth Hockey Association		-13
24. Keene Youth Hockey Club		-16
25. Rinks at Exeter		-18

NHH0103 BACK BAY HOCKEY ASSOCIATION

BOYS & GIRLS_8 & UNDER				2 AND 2 CHALLENGE			
	14-15	15-16	16-17	16-17 GOAL	VS. GOAL	VS. ACTUAL	17-18 GOAL
TOTAL	48	49	84	53	31	35	88
NEW	17	20	54	22	32	34	56
RETAINED	31	29	30	31	(1)	1	32
LOST	15	13	14				

BOYS_8 & UNDER				GIRLS_8 & UNDER			
	14-15	15-16	16-17		14-15	15-16	16-17
TOTAL	34	36	56	TOTAL	14	13	28
NEW	15	16	33	NEW	2	4	21
RETAINED	19	20	23	RETAINED	12	9	7
LOST	10	9	9	LOST	5	4	5
RATIO BOYS TO GIRLS			66.7%				33.3%

NHH0004 BERLIN YOUTH HOCKEY

BOYS & GIRLS_8 & UNDER				2 AND 2 CHALLENGE			
	14-15	15-16	16-17	16-17 GOAL	VS. GOAL	VS. ACTUAL	17-18 GOAL
TOTAL	42	14	49	18	31	35	53
NEW	25	6	35	8	27	29	37
RETAINED	17	8	14	10	4	6	16
LOST	10	22	3				

BOYS_8 & UNDER				GIRLS_8 & UNDER			
	14-15	15-16	16-17		14-15	15-16	16-17
TOTAL	31	12	41	TOTAL	11	2	8
NEW	16	4	28	NEW	9	2	7
RETAINED	15	8	13	RETAINED	2	0	1
LOST	7	16	1	LOST	3	6	2
RATIO BOYS TO GIRLS			83.7%				16.3%

NHH0018 CONCORD YOUTH HOCKEY

BOYS & GIRLS_8 & UNDER				2 AND 2 CHALLENGE			
	14-15	15-16	16-17	16-17 GOAL	VS. GOAL	VS. ACTUAL	17-18 GOAL
TOTAL	99	63	81	67	14	18	85
NEW	79	29	47	31	16	18	49
RETAINED	20	34	34	36	(2)	0	36
LOST	4	32	22				

BOYS_8 & UNDER				GIRLS_8 & UNDER			
	14-15	15-16	16-17		14-15	15-16	16-17
TOTAL	71	46	60	TOTAL	28	17	21
NEW	55	19	36	NEW	24	10	11
RETAINED	16	27	24	RETAINED	4	7	10
LOST	4	21	19	LOST	0	11	3
RATIO BOYS TO GIRLS			74.1%				25.9%



NHH0017 DOVER YOUTH HOCKEY ASSOCIATION

BOYS & GIRLS_8 & UNDER				2 AND 2 CHALLENGE			
	14-15	15-16	16-17	16-17 GOAL	VS. GOAL	VS. ACTUAL	17-18 GOAL
TOTAL	94	86	73	90	(17)	(13)	77
NEW	40	33	33	35	(2)	0	35
RETAINED	54	53	40	55	(15)	(13)	42
LOST	35	9	11				
BOYS_8 & UNDER				GIRLS_8 & UNDER			
	14-15	15-16	16-17		14-15	15-16	16-17
TOTAL	84	77	62	TOTAL	10	9	11
NEW	35	30	28	NEW	5	3	5
RETAINED	49	47	34	RETAINED	5	6	6
LOST	29	8	11	LOST	6	1	0
RATIO BOYS TO GIRLS			84.9%				15.1%

NHH0022 GREATER LEBANON YOUTH HOCKEY

BOYS & GIRLS_8 & UNDER				2 AND 2 CHALLENGE			
	14-15	15-16	16-17	16-17 GOAL	VS. GOAL	VS. ACTUAL	17-18 GOAL
TOTAL	28	48	53	52	1	5	57
NEW	10	26	33	28	5	7	35
RETAINED	18	22	20	24	(4)	(2)	22
LOST	15	2	11				
BOYS_8 & UNDER				GIRLS_8 & UNDER			
	14-15	15-16	16-17		14-15	15-16	16-17
TOTAL	20	36	40	TOTAL	8	12	13
NEW	7	21	24	NEW	3	5	9
RETAINED	13	15	16	RETAINED	5	7	4
LOST	8	1	9	LOST	7	1	2
RATIO BOYS TO GIRLS			75.5%				24.5%

NHH0108 HANOVER HOCKEY ASSOCIATION

BOYS & GIRLS_8 & UNDER				2 AND 2 CHALLENGE			
	14-15	15-16	16-17	16-17 GOAL	VS. GOAL	VS. ACTUAL	17-18 GOAL
TOTAL	104	28	21	32	(11)	(7)	25
NEW	62	1	7	3	4	6	9
RETAINED	42	27	14	29	(15)	(13)	16
LOST	3	46	0				
BOYS_8 & UNDER				GIRLS_8 & UNDER			
	14-15	15-16	16-17		14-15	15-16	16-17
TOTAL	76	25	14	TOTAL	28	3	7
NEW	44	1	5	NEW	18	0	2
RETAINED	32	24	9	RETAINED	10	3	5
LOST	2	30	0	LOST	1	16	0
RATIO BOYS TO GIRLS			66.7%				33.3%

NHH0011 HENNIKER YOUTH HOCKEY ASSOCIATION

BOYS & GIRLS_8 & UNDER				2 AND 2 CHALLENGE			
	14-15	15-16	16-17	16-17 GOAL	VS. GOAL	VS. ACTUAL	17-18 GOAL
TOTAL	38	39	29	43	(14)	(10)	33
NEW	18	20	16	22	(6)	(4)	18
RETAINED	20	19	13	21	(8)	(6)	15
LOST	14	8	22				
BOYS_8 & UNDER				GIRLS_8 & UNDER			
	14-15	15-16	16-17		14-15	15-16	16-17
TOTAL	32	27	27	TOTAL	6	12	2
NEW	16	14	16	NEW	2	6	0
RETAINED	16	13	11	RETAINED	4	6	2
LOST	8	7	13	LOST	6	1	9
RATIO BOYS TO GIRLS			93.1%				6.9%

NHH0112 KEARSARGE YOUTH HOCKEY

BOYS & GIRLS_8 & UNDER				2 AND 2 CHALLENGE			
	14-15	15-16	16-17	16-17 GOAL	VS. GOAL	VS. ACTUAL	17-18 GOAL
TOTAL	22	18	25	22	3	7	29
NEW	12	6	12	8	4	6	14
RETAINED	10	12	13	14	(1)	1	15
LOST	10	4	1				
BOYS_8 & UNDER				GIRLS_8 & UNDER			
	14-15	15-16	16-17		14-15	15-16	16-17
TOTAL	16	15	21	TOTAL	6	3	4
NEW	8	5	9	NEW	4	1	3
RETAINED	8	10	12	RETAINED	2	2	1
LOST	9	2	0	LOST	1	2	1
RATIO BOYS TO GIRLS			84.0%				16.0%

NHH0094 KEENE YOUTH HOCKEY CLUB

BOYS & GIRLS_8 & UNDER				2 AND 2 CHALLENGE			
	14-15	15-16	16-17	16-17 GOAL	VS. GOAL	VS. ACTUAL	17-18 GOAL
TOTAL	12	28	12	32	(20)	(16)	16
NEW	5	22	8	24	(16)	(14)	10
RETAINED	7	6	4	8	(4)	(2)	6
LOST	3	1	9				
BOYS_8 & UNDER				GIRLS_8 & UNDER			
	14-15	15-16	16-17		14-15	15-16	16-17
TOTAL	12	23	12	TOTAL	0	5	0
NEW	5	17	8	NEW	0	5	0
RETAINED	7	6	4	RETAINED	0	0	0
LOST	3	1	7	LOST	0	0	2
RATIO BOYS TO GIRLS			100.0%				0.0%

NHH0139 LAKES REGION YOUTH HOCKEY

BOYS & GIRLS_8 & UNDER				2 AND 2 CHALLENGE			
	14-15	15-16	16-17	16-17 GOAL	VS. GOAL	VS. ACTUAL	17-18 GOAL
TOTAL	31	53	51	57	(6)	(2)	55
NEW	1	26	18	28	(10)	(8)	20
RETAINED	30	27	33	29	4	6	35
LOST	44	2	5				
BOYS_8 & UNDER				GIRLS_8 & UNDER			
	14-15	15-16	16-17		14-15	15-16	16-17
TOTAL	27	49	41	TOTAL	4	4	10
NEW	0	24	12	NEW	1	2	6
RETAINED	27	25	29	RETAINED	3	2	4
LOST	31	2	5	LOST	13	0	0
RATIO BOYS TO GIRLS			80.4%				19.6%

NHH0109 MANCHESTER REGIONAL YOUTH HOCKEY

BOYS & GIRLS_8 & UNDER				2 AND 2 CHALLENGE			
	14-15	15-16	16-17	16-17 GOAL	VS. GOAL	VS. ACTUAL	17-18 GOAL
TOTAL	114	170	172	174	(2)	2	176
NEW	56	97	80	99	(19)	(17)	82
RETAINED	58	73	92	75	17	19	94
LOST	71	37	48				
BOYS_8 & UNDER				GIRLS_8 & UNDER			
	14-15	15-16	16-17		14-15	15-16	16-17
TOTAL	94	148	151	TOTAL	20	22	21
NEW	44	84	68	NEW	12	13	12
RETAINED	50	64	83	RETAINED	8	9	9
LOST	57	27	37	LOST	14	10	11
RATIO BOYS TO GIRLS			87.8%				12.2%

NHH0057 MT WASHINGTON VALLEY YOUTH HKY HAM ARENA

BOYS & GIRLS_8 & UNDER				2 AND 2 CHALLENGE			
	14-15	15-16	16-17	16-17 GOAL	VS. GOAL	VS. ACTUAL	17-18 GOAL
TOTAL	31	39	33	43	(10)	(6)	37
NEW	13	14	17	16	1	3	19
RETAINED	18	25	16	27	(11)	(9)	18
LOST	3	1	7				
BOYS_8 & UNDER				GIRLS_8 & UNDER			
	14-15	15-16	16-17		14-15	15-16	16-17
TOTAL	27	34	23	TOTAL	4	5	10
NEW	10	13	11	NEW	3	1	6
RETAINED	17	21	12	RETAINED	1	4	4
LOST	3	1	7	LOST	0	0	0
RATIO BOYS TO GIRLS			69.7%				30.3%

NHH0015 NEW ENGLAND EDGE YOUTH HOCKEY

BOYS & GIRLS_8 & UNDER				2 AND 2 CHALLENGE			
	14-15	15-16	16-17	16-17 GOAL	VS. GOAL	VS. ACTUAL	17-18 GOAL
TOTAL	30	18	30	22	8	12	34
NEW	30	15	25	17	8	10	27
RETAINED	0	3	5	5	0	2	7
LOST	0	8	2				

BOYS_8 & UNDER				GIRLS_8 & UNDER			
	14-15	15-16	16-17		14-15	15-16	16-17
TOTAL	27	17	30	TOTAL	3	1	0
NEW	27	14	25	NEW	3	1	0
RETAINED	0	3	5	RETAINED	0	0	0
LOST	0	7	1	LOST	0	1	1
RATIO BOYS TO GIRLS			100.0%				0.0%

NHH0035 NEW ENGLAND STARS YOUTH HOCKEY

BOYS & GIRLS_8 & UNDER				2 AND 2 CHALLENGE			
	14-15	15-16	16-17	16-17 GOAL	VS. GOAL	VS. ACTUAL	17-18 GOAL
TOTAL	25	30	23	34	(11)	(7)	27
NEW	22	25	15	27	(12)	(10)	17
RETAINED	3	5	8	7	1	3	10
LOST	3	6	1				

BOYS_8 & UNDER				GIRLS_8 & UNDER			
	14-15	15-16	16-17		14-15	15-16	16-17
TOTAL	24	27	19	TOTAL	1	3	4
NEW	21	22	12	NEW	1	3	3
RETAINED	3	5	7	RETAINED	0	0	1
LOST	3	6	0	LOST	0	0	1
RATIO BOYS TO GIRLS			82.6%				17.4%

NHH0067 NEW ENGLAND WILDCATS

BOYS & GIRLS_8 & UNDER				2 AND 2 CHALLENGE			
	14-15	15-16	16-17	16-17 GOAL	VS. GOAL	VS. ACTUAL	17-18 GOAL
TOTAL	0	0	15	4	11	15	19
NEW	0	0	15	2	13	15	17
RETAINED	0	0	0	2	(2)	0	2
LOST	0	0	0				

BOYS_8 & UNDER				GIRLS_8 & UNDER			
	14-15	15-16	16-17		14-15	15-16	16-17
TOTAL	0	0	0	TOTAL	0	0	15
NEW	0	0	0	NEW	0	0	15
RETAINED	0	0	0	RETAINED	0	0	0
LOST	0	0	0	LOST	0	0	0
RATIO BOYS TO GIRLS			0.0%				100.0%

NHH0005 NEW HAMPSHIRE EAST

BOYS & GIRLS_8 & UNDER				2 AND 2 CHALLENGE			
	14-15	15-16	16-17	16-17 GOAL	VS. GOAL	VS. ACTUAL	17-18 GOAL
TOTAL	22	19	23	23	0	4	27
NEW	15	11	16	13	3	5	18
RETAINED	7	8	7	10	(3)	(1)	9
LOST	1	1	1				
BOYS_8 & UNDER				GIRLS_8 & UNDER			
	14-15	15-16	16-17		14-15	15-16	16-17
TOTAL	21	17	20	TOTAL	1	2	3
NEW	15	9	13	NEW	0	2	3
RETAINED	6	8	7	RETAINED	1	0	0
LOST	1	1	0	LOST	0	0	1
RATIO BOYS TO GIRLS			87.0%				13.0%

NHH0041 NEW HAMPSHIRE AVALANCHE HOCKEY

BOYS & GIRLS_8 & UNDER				2 AND 2 CHALLENGE			
	14-15	15-16	16-17	16-17 GOAL	VS. GOAL	VS. ACTUAL	17-18 GOAL
TOTAL	35	57	62	61	1	5	66
NEW	23	42	36	44	(8)	(6)	38
RETAINED	12	15	26	17	9	11	28
LOST	8	4	12				
BOYS_8 & UNDER				GIRLS_8 & UNDER			
	14-15	15-16	16-17		14-15	15-16	16-17
TOTAL	33	48	47	TOTAL	2	9	15
NEW	22	36	24	NEW	1	6	12
RETAINED	11	12	23	RETAINED	1	3	3
LOST	8	4	8	LOST	0	0	4
RATIO BOYS TO GIRLS			75.8%				24.2%

NHH0039 NEW HAMPSHIRE JR MONARCHS

BOYS & GIRLS_8 & UNDER				2 AND 2 CHALLENGE			
	14-15	15-16	16-17	16-17 GOAL	VS. GOAL	VS. ACTUAL	17-18 GOAL
TOTAL	132	106	108	110	(2)	2	112
NEW	75	38	53	40	13	15	55
RETAINED	57	68	55	70	(15)	(13)	57
LOST	33	37	50				
BOYS_8 & UNDER				GIRLS_8 & UNDER			
	14-15	15-16	16-17		14-15	15-16	16-17
TOTAL	117	97	101	TOTAL	15	9	7
NEW	69	34	50	NEW	6	4	3
RETAINED	48	63	51	RETAINED	9	5	4
LOST	33	33	43	LOST	0	4	7
RATIO BOYS TO GIRLS			93.5%				6.5%

NHH0020 OYSTER RIVER YOUTH HOCKEY

BOYS & GIRLS_8 & UNDER				2 AND 2 CHALLENGE			
	14-15	15-16	16-17	16-17 GOAL	VS. GOAL	VS. ACTUAL	17-18 GOAL
TOTAL	0	0	21	4	17	21	25
NEW	0	0	20	2	18	20	22
RETAINED	0	0	1	2	(1)	1	3
LOST	0	0	0				

BOYS_8 & UNDER				GIRLS_8 & UNDER			
	14-15	15-16	16-17		14-15	15-16	16-17
TOTAL	0	0	18	TOTAL	0	0	3
NEW	0	0	18	NEW	0	0	2
RETAINED	0	0	0	RETAINED	0	0	1
LOST	0	0	0	LOST	0	0	0
RATIO BOYS TO GIRLS			85.7%				14.3%

NHH0050 RINKS AT EXETER

BOYS & GIRLS_8 & UNDER				2 AND 2 CHALLENGE			
	14-15	15-16	16-17	16-17 GOAL	VS. GOAL	VS. ACTUAL	17-18 GOAL
TOTAL	52	24	6	28	(22)	(18)	10
NEW	35	19	4	21	(17)	(15)	6
RETAINED	17	5	2	7	(5)	(3)	4
LOST	32	28	13				

BOYS_8 & UNDER				GIRLS_8 & UNDER			
	14-15	15-16	16-17		14-15	15-16	16-17
TOTAL	48	20	5	TOTAL	4	4	1
NEW	33	15	4	NEW	2	4	0
RETAINED	15	5	1	RETAINED	2	0	1
LOST	29	26	12	LOST	3	2	1
RATIO BOYS TO GIRLS			83.3%				16.7%

NHH0014 ROCHESTER YOUTH HOCKEY

BOYS & GIRLS_8 & UNDER				2 AND 2 CHALLENGE			
	14-15	15-16	16-17	16-17 GOAL	VS. GOAL	VS. ACTUAL	17-18 GOAL
TOTAL	84	84	90	88	2	6	94
NEW	36	40	44	42	2	4	46
RETAINED	48	44	46	46	0	2	48
LOST	20	18	18				

BOYS_8 & UNDER				GIRLS_8 & UNDER			
	14-15	15-16	16-17		14-15	15-16	16-17
TOTAL	67	68	72	TOTAL	17	16	18
NEW	26	35	35	NEW	10	5	9
RETAINED	41	33	37	RETAINED	7	11	9
LOST	17	15	14	LOST	3	3	4
RATIO BOYS TO GIRLS			80.0%				20.0%



NHH0002 SEACOAST SPARTANS HOCKEY

BOYS & GIRLS_8 & UNDER				2 AND 2 CHALLENGE			
	14-15	15-16	16-17	16-17 GOAL	VS. GOAL	VS. ACTUAL	17-18 GOAL
TOTAL	31	39	74	43	31	35	78
NEW	9	27	60	29	31	33	62
RETAINED	22	12	14	14	0	2	16
LOST	28	2	3				
BOYS_8 & UNDER				GIRLS_8 & UNDER			
	14-15	15-16	16-17		14-15	15-16	16-17
TOTAL	30	38	70	TOTAL	1	1	4
NEW	8	26	56	NEW	1	1	4
RETAINED	22	12	14	RETAINED	0	0	0
LOST	28	2	3	LOST	0	0	0
RATIO BOYS TO GIRLS			94.6%				5.4%

NHH0102 SOUTHERN NEW HAMPSHIRE CAVALIERS YOUTH HOCKEY

BOYS & GIRLS_8 & UNDER				2 AND 2 CHALLENGE			
	14-15	15-16	16-17	16-17 GOAL	VS. GOAL	VS. ACTUAL	17-18 GOAL
TOTAL	24	25	14	29	(15)	(11)	18
NEW	9	11	3	13	(10)	(8)	5
RETAINED	15	14	11	16	(5)	(3)	13
LOST	6	8	1				
BOYS_8 & UNDER				GIRLS_8 & UNDER			
	14-15	15-16	16-17		14-15	15-16	16-17
TOTAL	18	22	11	TOTAL	6	3	3
NEW	6	11	3	NEW	3	0	0
RETAINED	12	11	8	RETAINED	3	3	3
LOST	5	5	1	LOST	1	3	0
RATIO BOYS TO GIRLS			78.6%				21.4%

NHH0009 TWIN VALLEY HOCKEY

BOYS & GIRLS_8 & UNDER				2 AND 2 CHALLENGE			
	14-15	15-16	16-17	16-17 GOAL	VS. GOAL	VS. ACTUAL	17-18 GOAL
TOTAL	50	47	37	51	(14)	(10)	41
NEW	18	20	18	22	(4)	(2)	20
RETAINED	32	27	19	29	(10)	(8)	21
LOST	12	15	20				
BOYS_8 & UNDER				GIRLS_8 & UNDER			
	14-15	15-16	16-17		14-15	15-16	16-17
TOTAL	34	32	18	TOTAL	16	15	19
NEW	13	13	8	NEW	5	7	10
RETAINED	21	19	10	RETAINED	11	8	9
LOST	4	10	15	LOST	8	5	5
RATIO BOYS TO GIRLS			48.6%				51.4%



NHH0036 WHITE MOUNTAIN YOUTH HOCKEY INC

BOYS & GIRLS_8 & UNDER				2 AND 2 CHALLENGE			
	14-15	15-16	16-17	16-17 GOAL	VS. GOAL	VS. ACTUAL	17-18 GOAL
TOTAL	41	38	39	42	(3)	1	43
NEW	18	20	15	22	(7)	(5)	17
RETAINED	23	18	24	20	4	6	26
LOST	5	15	6				
BOYS_8 & UNDER				GIRLS_8 & UNDER			
	14-15	15-16	16-17		14-15	15-16	16-17
TOTAL	34	30	32	TOTAL	7	8	7
NEW	14	16	11	NEW	4	4	4
RETAINED	20	14	21	RETAINED	3	4	3
LOST	5	12	4	LOST	0	3	2
RATIO BOYS TO GIRLS			82.1%				17.9%