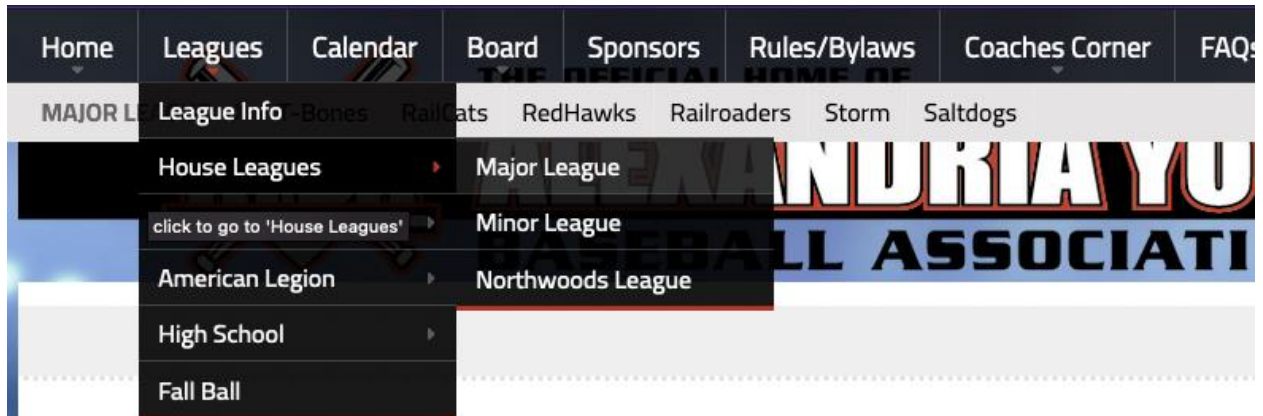



PLEASE FOLLOW THESE STEPS CLOSELY AND DO NOT MAKE ANY OTHER CHANGES WHILE IN EDIT MODE.

If you have any issues, please email [support@alexyouthbaseball.com](mailto:support@alexyouthbaseball.com)

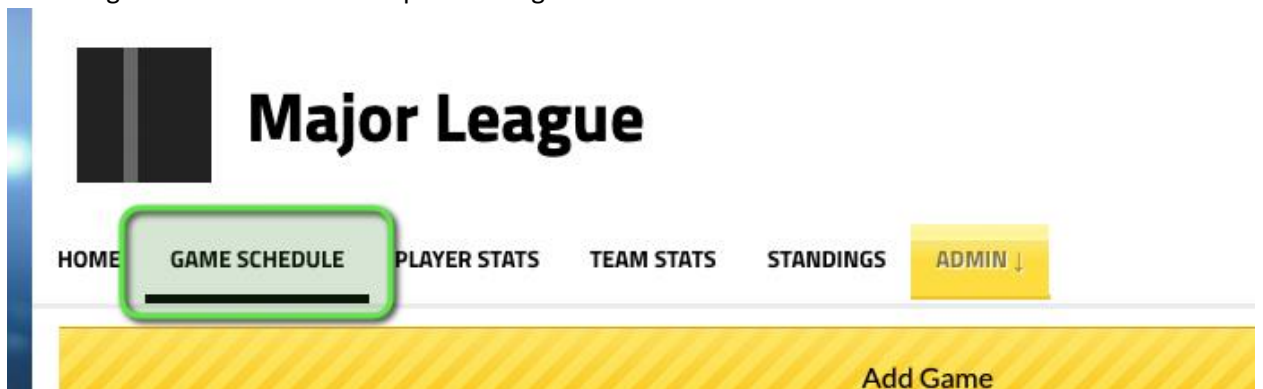
- 1) Log into alexyouthbaseball.com
- 2) In the top header, click on Leagues, House League and the league you are looking to enter scores for.



- 3) Click the edit mode slider to turn it on



- 4) Click on game schedule in the respective league




- 5) Click QS (Quick Score) next to the name you are looking to score. If you do not see the QS column, ensure edit mode is on from step 3 above.

## MONDAY, JUNE 6, 2022

| BY DATE     |   | BOX SCORES |   |                   |             |    |
|-------------|---|------------|---|-------------------|-------------|----|
| VISITOR     | V | HOME       | H | LOCATION          | STATUS      | QS |
| T-Bones     | 4 | Saltdogs   | 5 | Discovery Field 1 | FINAL       | QS |
| RailCats    | - | RedHawks   | - | Discovery Field 2 | 7:00 PM CDT | QS |
| Railroaders | - | Storm      | - | Discovery Field 1 | 7:00 PM CDT | QS |



- 6) Enter the score and set the game status to final. Click on save.

**EDIT GAME QUICK SCORE****CLOSE**

**QUICK SCORE GAME**

Enter the game status and scores for each team. Quick Scoring functionality is for game result reporting purposes only. Games entered in this way do not affect team and player season totals until team and player stats are entered.

Game Status: **Final**

Scores:  **13** at  **1**  
RailCats RedHawks

Comment:

**Save**