

Your walk thru guide to ordering uniforms – jerseys and socks

So, you need to get your player(s) their Scorpions (6U-16U) game jerseys and hockey socks but have no idea what size to get? We'll walk you through that here.

Hockey Jersey

First, we'll start with the Ice hockey jerseys (this is for non-goalie players – Goalies are covered at the bottom of this document).

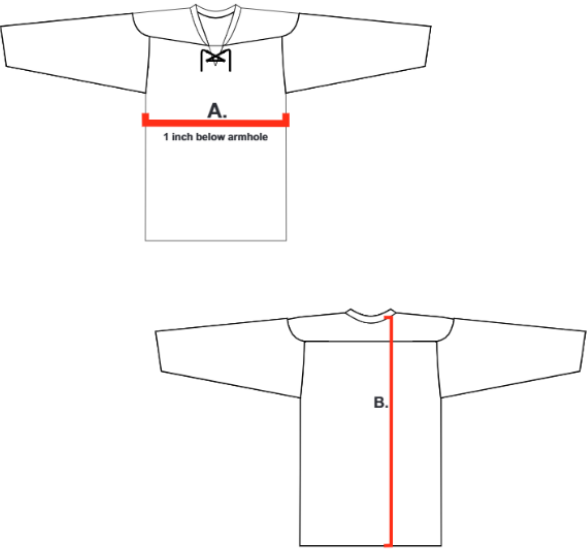
Please see the red lines on the chart below. You'll want to measure your player based on the red lines in the picture below – and, if possible, it is recommended to do so with their hockey chest protector ON. **The more-important measurement is the Length (B in the chart below).**

You'll want to match those measurements you take to the chart below – allowing for an inch or two of extra overall. Chest should be at the widest points of the chest protector and Length should be from the top of the pads at the neck down to roughly the hips/upper thigh.

For example, if my player measured in **Measurement B (length) ~28"** (again, the more-important one...) and in **Measurement A (width) ~21.5"**, I'd pick the Youth size YXL over YL that matches these numbers (one size up).

If you're unsure between 2 sizes, we recommend going for the LARGER one as it gives them a little room for the pads AND to grow into through the season (and maybe into next season).

If the sizes you measure don't seem to align with any particular size, go with the "B. Length" – which should start at the side of the neck & measure down to just below the hips – and match to that size (whatever the matching "A. Chest" measurement is in the chart will be fine).

PRODUCT	ICE HOCKEY JERSEYS		
	MEN'S (aka: Senior or Adult)		
		A.Chest (in)	B.Length (in)
	MXS	23.5	29.5
	MS	24.5	30.5
	MM	25.5	31.5
	ML	26.5	32.5
	MXL	27.5	33.5
	M2XL	28.5	34.5
	YOUTH		
		A.Chest (in)	B.Length (in)
	YXS	18.5	25
	YS	19.5	26
	YM	20.5	27
	YL	21.5	28
	YXL	22.5	29


Hockey Socks

This part is much easier. **Socks are 4 sizes. Look at the middle column below. That is the length of the sock in inches.** Take a measuring tape and see where each sock size would reach to on your child's leg.

Start about an inch above the front of your player's ankle and measure up the leg. You want to measure up to about midway on the player's thigh. If it's in between we recommend going with the larger size to give your player room to grow.

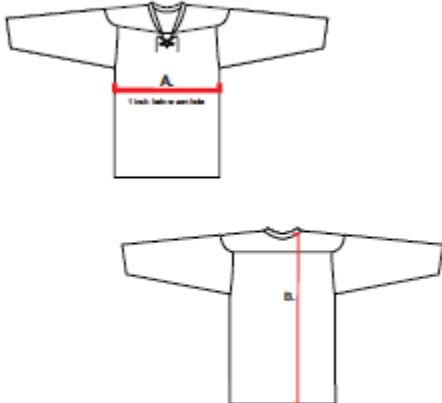
The hockey socks we get DO have the Velcro tabs at the top to attach to your player's jock/jill if those also have the Velcro on them. If they do not, we HIGHLY recommend getting hockey garters to hold the socks up.

Remember too that as the socks get shorter in length, they get smaller in diameter too, so if your player has large shin guards, it would be best to go up a size & have them a little longer overall.

PRODUCT	ICE HOCKEY SOCKS	
	A. LENGTH (in)	B. 1/2 TOP OPENING (in)
	XS	18.5
	S	21.5
	M	25.5
	L	30

Goalie Jersey

The same rules for the regular jerseys apply here, just remember that the Goalies wear a LOT of padding. If your goalie already has gear measuring them with the chest protector (aka: "monkey suit") is the best way.

PRODUCT	ICE HOCKEY GOALIE JERSEYS		
	MEN'S		
	A.Chest (in)	B.Length (in)	C.Arm-Hole (in)
	MXS	29	29.5
	MS	30	30.5
	MM	31	31.5
	ML	32	32.5
	MXL	33	33.5
	M2XL	34	34.5
	YOUTH		
	A.Chest (in)	B.Length (in)	C.Arm-Hole (in)
	YXS	22.5	25
	YS	23.5	26
	YM	24.5	27
	YL	25.5	28
	YXL	26.5	29

