

Spring 2024 DSYSA Baseball & Softball Parent Survey

Prepared by the DSYSA Baseball & Softball Board
June 2024

Executive Summary

- Target Audience: Registered parent/guardian for all Rec Baseball & Softball divisions for Spring 2024
- 167 total respondents
- 75% of respondents felt their overall DSYSA Baseball/Softball Experience Met or Exceeded Expectations

On Field Experience

- 77% of respondents selected Meets/Exceeds Expectations or Outstanding regarding their on-field experience
- 92% of respondents feel their player developed their skills this season
- 91% of respondents would recommend their coach to another parent
- 65% of respondents were impressed with field conditions and improvements

Board Commentary

- Very happy with our on-field feedback for the Spring, our enhanced emphasis on player and coach development was implemented and recognized by the baseball/softball community
- Investments in coaching development are paying off (coaching clinics, practice templates, access to select coaches, rules enhancements)
- Community has noticed the field improvements and consistent maintenance of the complex

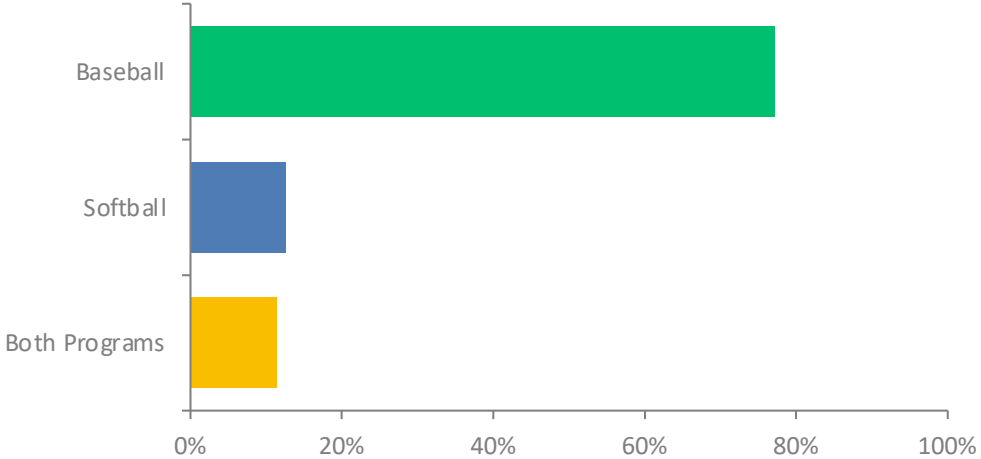
Facilities Experience

- 50% of respondents felt their facilities experience was unacceptable or did not meet expectations
- 59% of respondents felt the complex has improved functionality and conditions
- 35% of respondents felt the bathrooms were rarely clean or well stocked

Board Commentary

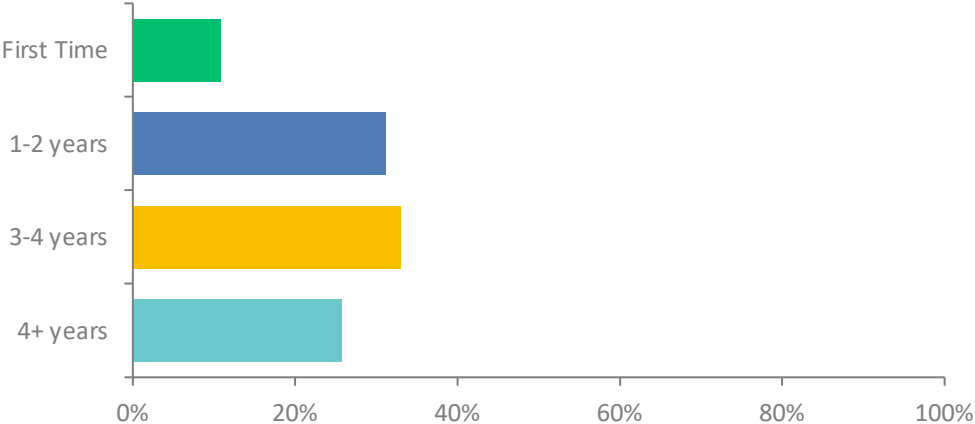
- We recognize we have a long way to go regarding facilities improvements to get back to an acceptable level, but the hard work done throughout the season has been recognized
- Ongoing efforts to improve the overall facilities experience will take a combination of fundraising, community involvement and sweat equity
- Top 2 areas for improvement based on community feedback
 - Bathroom cleanliness and functionality
 - Entrance road into the complex in dire need of repair

Q1: My child plays baseball, softball or I have kids in both programs



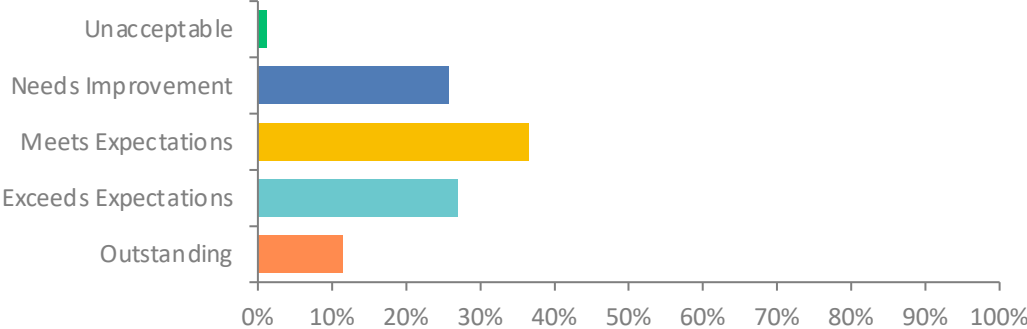
ANSWER CHOICES	RESPONSES	
Baseball	77.25%	129
Softball	12.57%	21
Both Programs	11.38%	19
TOTAL		169

Q2: We have played _____ years with DSYSYA baseball and/or softball



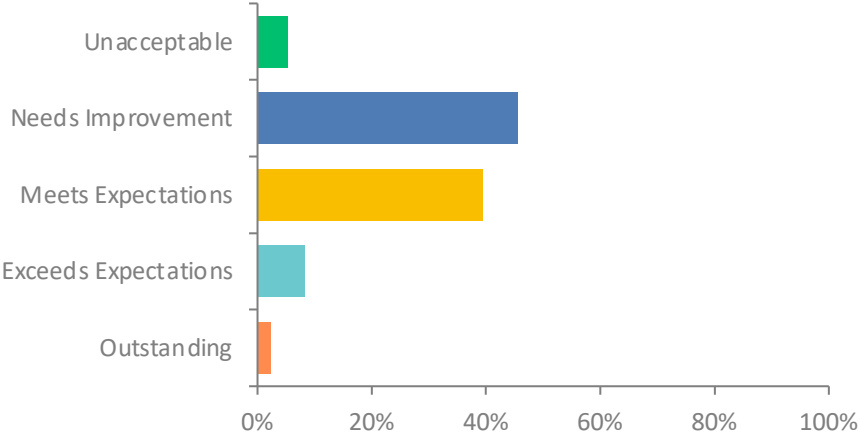
ANSWER CHOICES	RESPONSES	
First Time	10.78%	18
1-2 years	31.14%	52
3-4 years	32.93%	55
4+ years	25.75%	43
TOTAL		168

Q3: How would you rate your overall experience with DSYSA baseball and/or softball this season? Please choose one



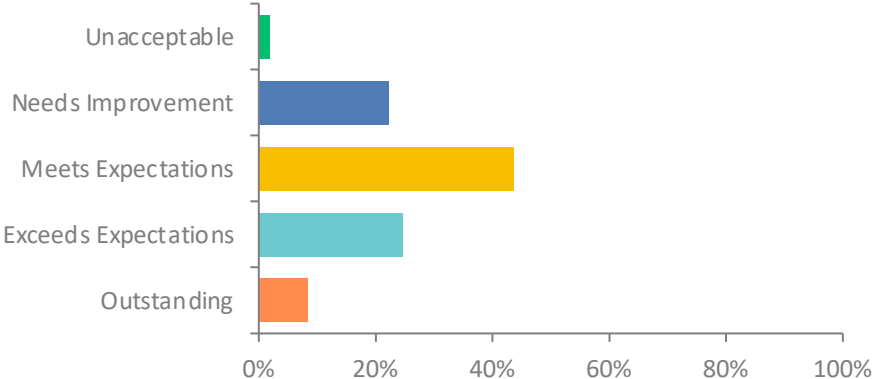
ANSWER CHOICES	RESPONSES	
Unacceptable	1.20%	2
Needs Improvement	25.75%	43
Meets Expectations	36.53%	61
Exceeds Expectations	26.95%	45
Outstanding	11.38%	19
TOTAL		170

Q4: How would you rate your overall facilities experience this season? Please choose one



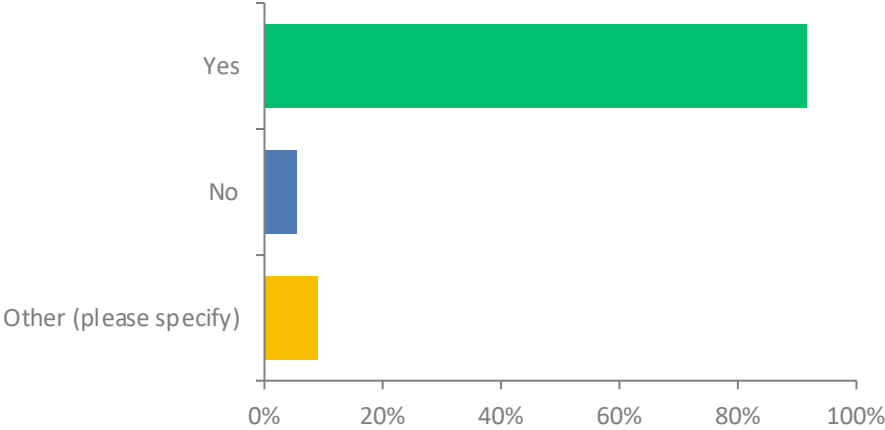
ANSWER CHOICES	RESPONSES
Unacceptable	5.39% 9
Needs Improvement	45.51% 76
Meets Expectations	39.52% 66
Exceeds Expectations	8.38% 14
Outstanding	2.40% 4
TOTAL	169

Q5: How would you rate your overall on field baseball/softball on field experience this season? Please choose one



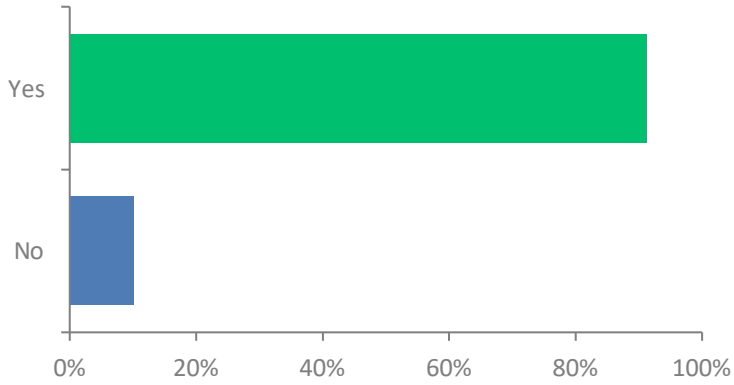
ANSWER CHOICES	RESPONSES	
Unacceptable	1.80%	3
Needs Improvement	22.16%	37
Meets Expectations	43.71%	73
Exceeds Expectations	24.55%	41
Outstanding	8.38%	14
TOTAL		168

Q7: Do you feel your baseball and/or softball player(s) improved and developed their skills this season?



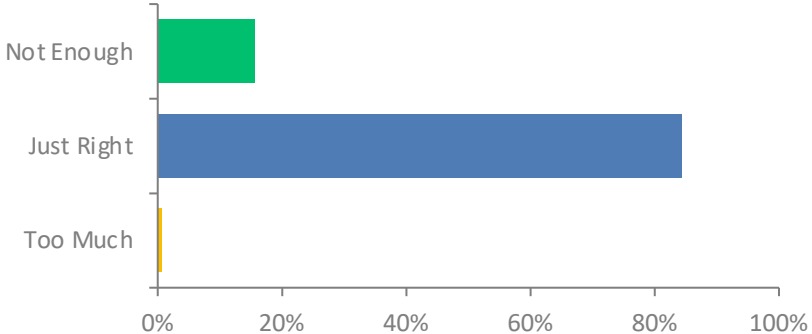
ANSWER CHOICES	RESPONSES	
Yes	91.57%	152
No	5.42%	9
Other (please specify)	9.04%	15
TOTAL		176

Q8: Would you recommend your coach to another parent?



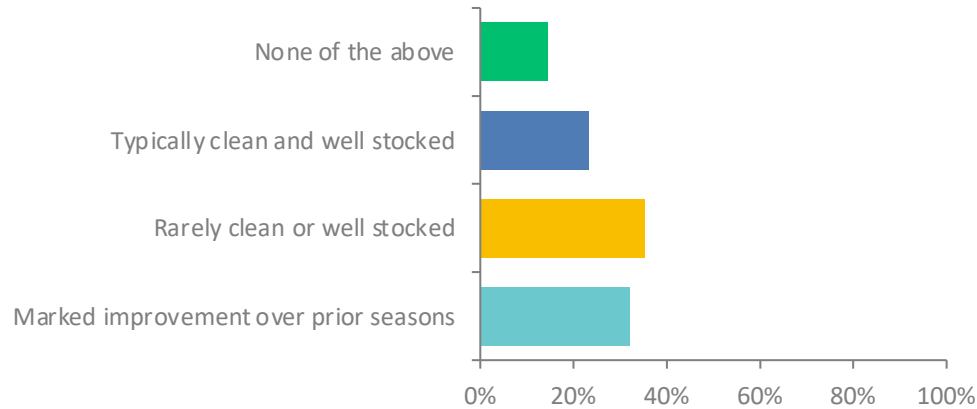
ANSWER CHOICES	RESPONSES	
Yes	91.19%	145
No	10.06%	16
TOTAL		161

Q9: How would you assess the communication frequency from the Baseball/Softball Board?



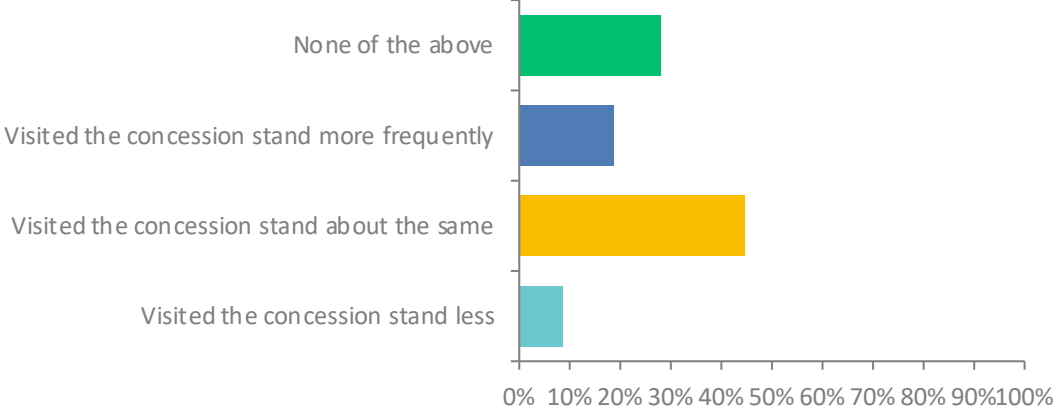
ANSWER CHOICES	RESPONSES	
Not Enough	15.57%	26
Just Right	84.43%	141
Too Much	0.60%	1
TOTAL		168

Q10: Please rate your experience at the DSYSA Baseball/Softball complex this season in the following area Bathroom Cleanliness & Conditions



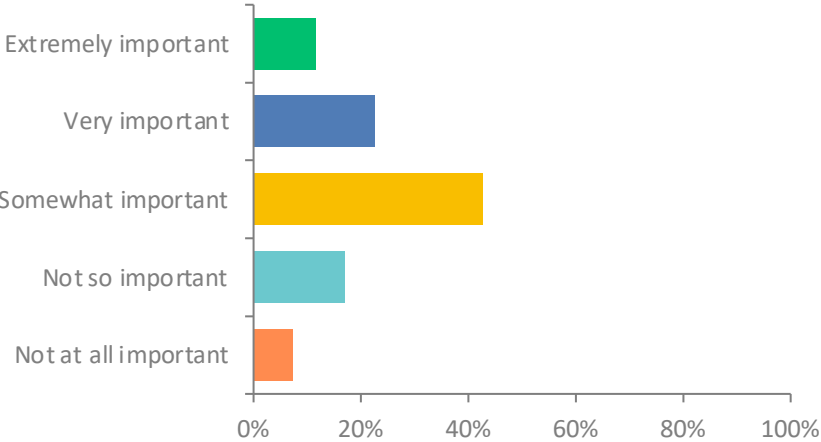
ANSWER CHOICES	RESPONSES	
None of the above	14.47%	23
Typically clean and well stocked	23.27%	37
Rarely clean or well stocked	35.22%	56
Marked improvement over prior seasons	32.08%	51
TOTAL		167

Q11: Please rate your experience at the DSYSA Baseball/Softball complex this season in the following area
Concession Stand Offerings - Chick-Fil-A availability, consistently open during the season, accepting Credit Cards



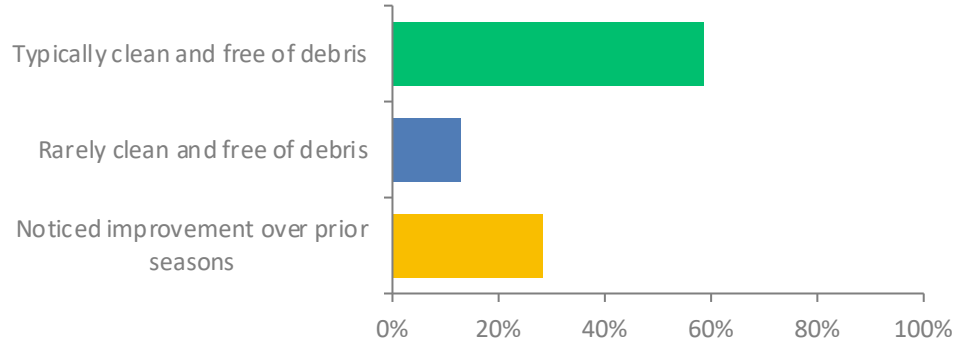
ANSWER CHOICES	RESPONSES	
None of the above	27.95%	45
Visited the concession stand more frequently	18.63%	30
Visited the concession stand about the same	44.72%	72
Visited the concession stand less	8.70%	14
TOTAL		161

Q12: Please rate your experience at the DSYSA Baseball/Softball complex this season in the following area External Food & Beverage Options - snow cone trucks, external food vendors, coffee truck, breakfast tacos



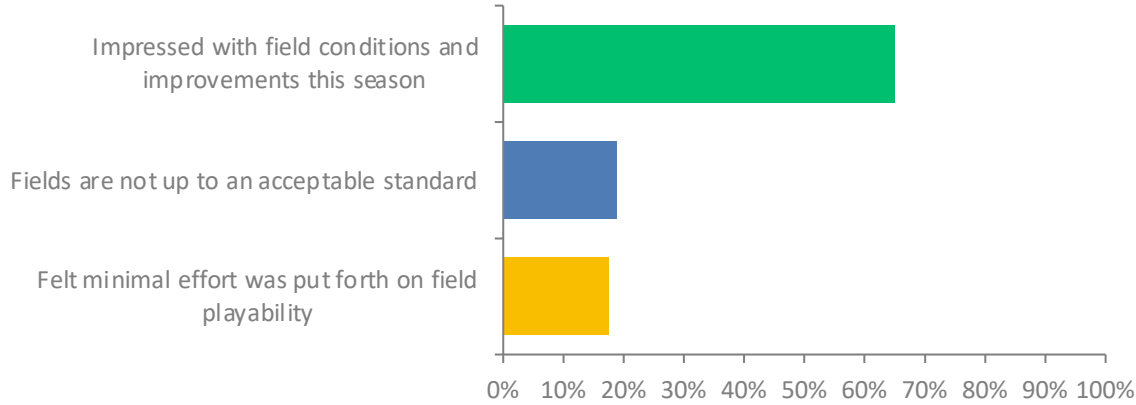
ANSWER CHOICES	RESPONSES	
Extremely important	11.59%	19
Very important	22.56%	37
Somewhat important	42.68%	70
Not so important	17.07%	28
Not at all important	7.32%	12
TOTAL		166

Q13: Please rate your experience at the DSYSA Baseball/Softball complex in the following area. Complex Functionality & Condition - more trash receptacles, improved walking paths, less debris (rocks, trash, branches)



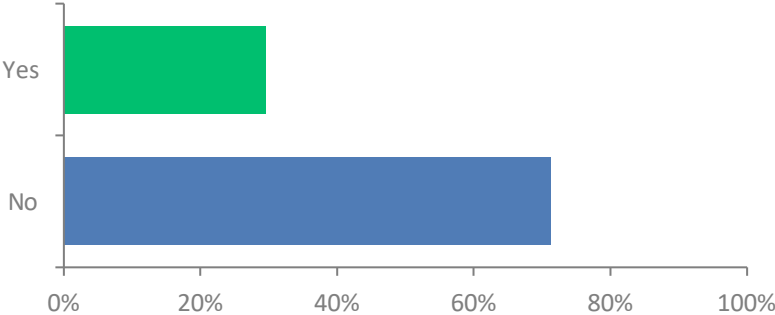
ANSWER CHOICES	RESPONSES	
Typically clean and free of debris	58.64%	95
Rarely clean and free of debris	12.96%	21
Noticed improvement over prior seasons	28.40%	46
TOTAL		162

Q14: Please rate your experience at the DSYSA Baseball/Softball complex this season in the following area Field Playing Conditions - manicured dirt, mowed grass, lined fields, reduced infield lips, improved lighting



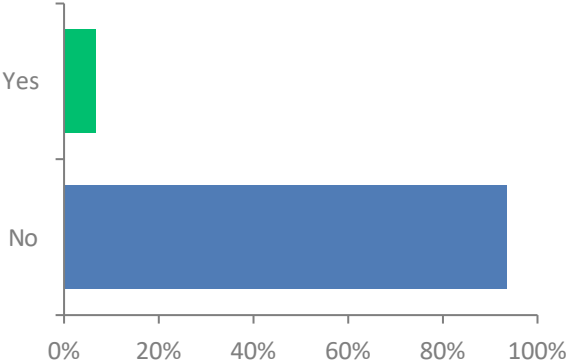
ANSWER CHOICES	RESPONSES	
Impressed with field conditions and improvements this season	64.94%	100
Fields are not up to an acceptable standard	18.83%	29
Felt minimal effort was put forth on field playability	17.53%	27
TOTAL		156

Q16: Would you like the opportunity to contribute to the overall mission of DSYSA Baseball and/or Softball by volunteering or sponsorship?



ANSWER CHOICES	RESPONSES	
Yes	29.50%	41
No	71.22%	99
TOTAL		140

Q17: Would you like a board member to contact you to discuss your feedback?



ANSWER CHOICES	RESPONSES	
Yes	6.58%	10
No	93.42%	142
TOTAL		152