

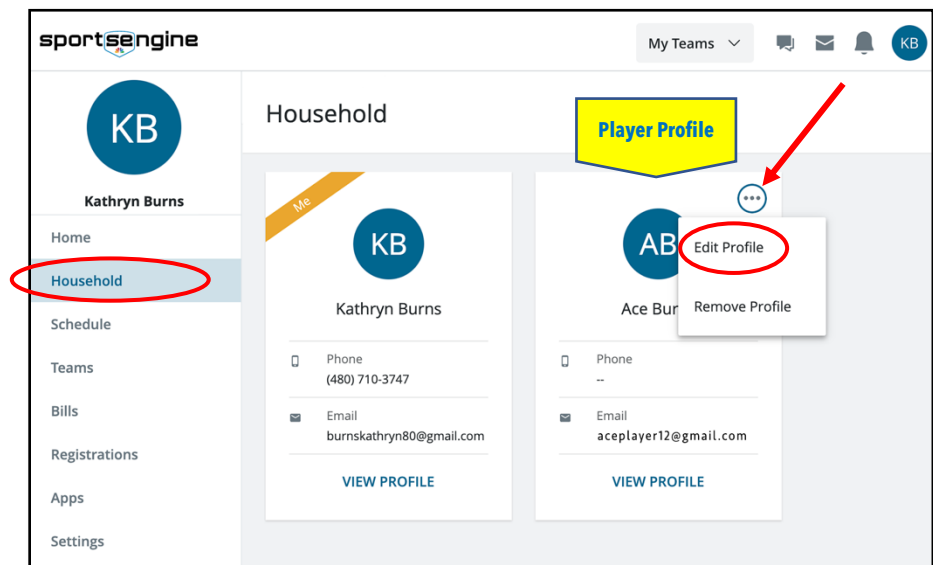
How to Add a Guardian to a Player's Profile in SportsEngine (SE)

Family members of an athlete can be added as "Guardians" to view the team schedule, RSVP to games and events, message team members, and edit the athlete's profile.

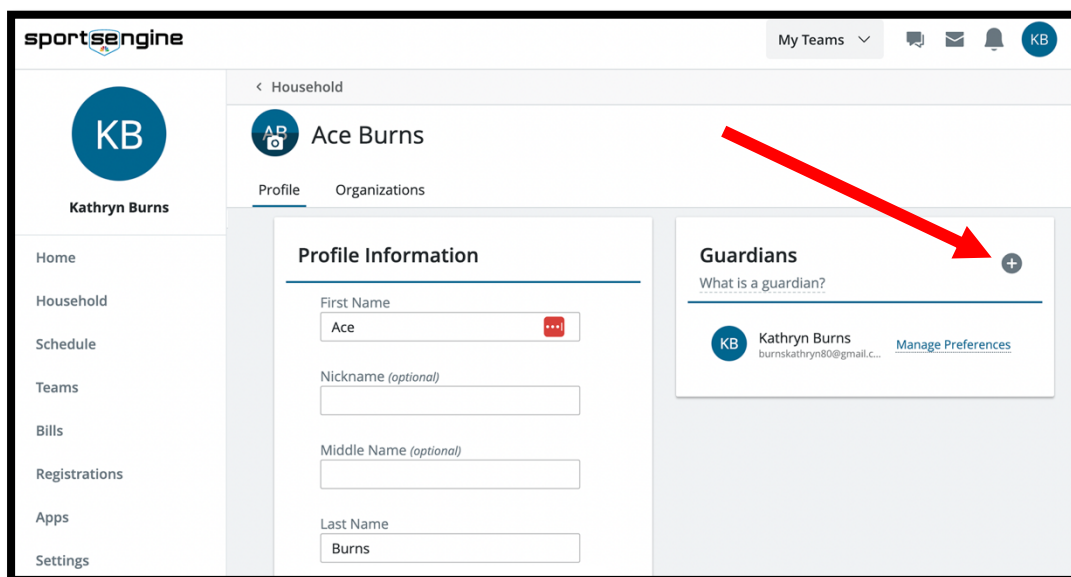
*Note: Guardians are added under a **Player's Profile** and cannot be added under the Account Owner's profile.*

1. Sign in to SE and go to the **Household** tab located on the left menu bar.
2. From the **Player's Profile**, click on the **3 Dots** in the upper right corner to access the drop-down menu.

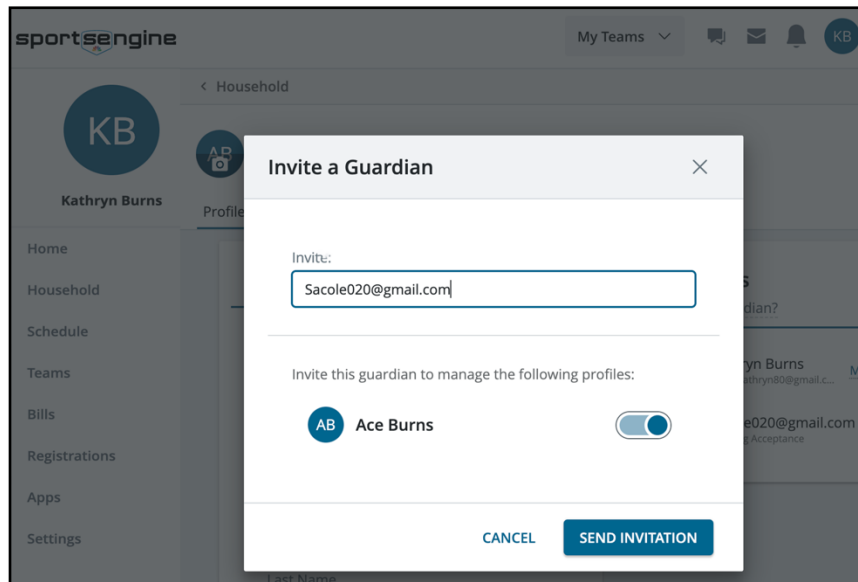
3. Tap **EDIT PROFILE**



4. On the right side, under the Guardians header, click the **Plus Sign (+)**.



5. Add the email address for the 2nd Parent/Guardian you want to invite and **Send**.



6. The invited guardian will receive an email from SE labeled: *You have been Invited to be (player name's) guardian in SportsEngine!*

7. Upon accepting the invite, the 2nd Parent/Guardian will be asked to create their own SE Account which they will use to login to SE, the Mobile App, and the Pinnacle Football Website.

Finally, be sure both Parents/Guardians **Opt-in** to receive team communication under **Settings > Communication Preferences**.