

AAMHL Standings

Winter 2024
April 10, 2025

Regular Season

Team	Pts	Won	Lost	Tied	GF	GA	GS	GNA
1 Knight's Steakhouse	33	15	4	3	110	64	26	23
2 Ann Arbor Rug and Carp	29	14	7	1	97	64	20	30
3 AstroTurf	28	12	6	4	73	52	13	19
4 Corby Energy Services	24	9	7	6	64	71	20	16
5 Forward Design Build	23	10	9	3	68	64	15	19
6 North Peak Brewing Co.	22	10	10	2	72	76	15	16
7 Jets Pizza	19	9	12	1	65	80	14	11
8 Rayconnect Inter.	15	6	13	3	63	82	7	16
9 Wolverine State Brewer	14	5	13	4	48	69	21	16
10 Cliff Keen Athletic	13	6	15	1	53	91	13	13

GF = Goals for; GA = Goals against; GS = Goals by substitute players; GNA = Goals unassisted

Regular season rank rules: 1-points; 2-most wins (regulation time only); 3-head-to-head; 4-goals for; 5-goals against

PlayOff Season

Team	Pts	Won	Lost	Tied	GF	GA	GS	GNA
1 Knight's Steakhouse	0	0	0	0	0	0	0	0
2 Ann Arbor Rug and Carp	0	0	0	0	0	0	0	0
3 AstroTurf	0	0	0	0	0	0	0	0
4 Corby Energy Services	0	0	0	0	0	0	0	0
5 Forward Design Build	0	0	0	0	0	0	0	0
6 North Peak Brewing Co.	0	0	0	0	0	0	0	0
7 Jets Pizza	0	0	0	0	0	0	0	0
8 Rayconnect Inter.	0	0	0	0	0	0	0	0
9 Wolverine State Brewer	0	0	0	0	0	0	0	0
10 Cliff Keen Athletic	0	0	0	0	0	0	0	0

Rank: 1-points; 2-most playoff wins; 3- head-to-head playoff pts; 4-head-to-head reg. season; 5-regular season standings

No playoff points will be awarded to a team that is playing with fewer than 11 players.

Player stats.: Top two from each team for each category

Team	Name	Goals	Assists		Total Pts.	Name	Pnlty Min.	Penalty Violation
AAR	Erps S. (9)	23	Huntzicker (28)	17	Huntzicker (28)	40	Erps S. (9)	4
AAR	Huntzicker (28)	23	Erps S. (9)	13	Erps S. (9)	36	Grenham R. (7)	4
AST	Weiler C. (11)	20	Weiler C. (11)	14	Weiler C. (11)	34	Dickinson (8)	12
AST	Baalrud S. (27)	14	DeWolfe T. (19)	7	Baalrud S. (27)	19	Nesbitt R. (22)	8
CES	Joffe E. (9)	14	Joffe E. (9)	9	Joffe E. (9)	23	O'Brien C. (5)	6
CES	Joffe M. (22)	10	Joffe M. (22)	9	Joffe M. (22)	19	Conley J. (13)	4
CKA	Bartolacci (5)	9	Bonkowski (11)	9	Bonkowski (11)	15	Paterson A (12)	12
CKA	Bonkowski (11)	6	Frusti P. (16)	8	Frusti P. (16)	13	Frantzeska (15)	8
FDB	Stevens D. (19)	20	Stevens D. (19)	15	Stevens D. (19)	35	Boutin J. (6)	6
FDB	O'Brien M. (11)	16	Udager A. (7)	9	O'Brien M. (11)	24	Udager A. (7)	6
JET	Nilsson J. (11)	13	Carlson C. (9)	14	Nilsson J. (11)	24	Langrock E (3)	4
JET	Carlson C. (9)	9	Nilsson J. (11)	11	Carlson C. (9)	23	Nilsson J. (11)	4
KNT	Gal J. (7)	39	Gal J. (7)	24	Gal J. (7)	63	Hescheles (3)	12
KNT	Jordan N. (5)	18	Bourne B. (8)	13	Jordan N. (5)	31	Bourne B. (8)	10
NPB	Maltese C. (7)	18	Peterson S (22)	10	Maltese C. (7)	25	Kroll J. (14)	6
NPB	Jefferson (19)	8	Jefferson (19)	9	Jefferson (19)	17	Copp A. (9)	4
RCI	Wells S. (9)	15	Montalban (6)	8	Foster D. (4)	20	Ahliquist S (2)	6
RCI	Foster D. (4)	13	Ahliquist S (2)	7	Wells S. (9)	19	Barry J. (13)	2
WSB	Jilek J. (12)	10	Porter J. (10)	8	Jilek J. (12)	15	Edwards S. (13)	8
WSB	Perkins T. (20)	7	Jilek J. (12)	5	Perkins T. (20)	12	Jilek J. (12)	4

AAMHL Standings

Winter 2024
April 10, 2025

Game Log Matrix (Won, Lost, Tied, Goals for)

	AAR	AST	CES	CKA	FDB	JET	KNT	NPB	RCI	WSB
AAR		1, 0, 1, 6	0, 2, 0, 1	0, 3, 0, 9	0, 2, 0, 3	1, 1, 0, 4	3, 0, 0, 17	1, 2, 0, 8	0, 3, 0, 9	1, 1, 0, 7
AST	0, 1, 1, 5		2, 1, 0, 7	1, 1, 0, 8	2, 0, 1, 11	0, 2, 1, 6	1, 1, 0, 6	0, 2, 0, 3	0, 2, 0, 2	0, 2, 1, 4
CES	2, 0, 0, 9	1, 2, 0, 9		1, 1, 1, 10	0, 1, 1, 6	0, 3, 0, 8	2, 0, 0, 12	0, 1, 1, 4	0, 1, 1, 5	1, 0, 2, 8
CKA	3, 0, 0, 17	1, 1, 0, 8	1, 1, 1, 8		3, 0, 0, 15	1, 1, 0, 6	1, 1, 0, 9	1, 1, 0, 8	2, 0, 0, 9	2, 1, 0, 11
FDB	2, 0, 0, 7	0, 2, 1, 8	1, 0, 1, 7	0, 3, 0, 4		2, 1, 0, 8	2, 0, 1, 16	2, 0, 0, 10	0, 2, 0, 2	0, 2, 0, 2
JET	1, 1, 0, 9	2, 0, 1, 16	3, 0, 0, 15	1, 1, 0, 4	1, 2, 0, 6		2, 0, 0, 14	2, 1, 0, 8	0, 2, 0, 6	0, 2, 0, 2
KNT	0, 3, 0, 12	1, 1, 0, 4	0, 2, 0, 4	1, 1, 0, 5	0, 2, 1, 7	0, 2, 0, 5		1, 1, 1, 14	1, 1, 1, 9	0, 2, 0, 4
NPB	2, 1, 0, 9	2, 0, 0, 7	1, 0, 1, 8	1, 1, 0, 8	0, 2, 0, 6	1, 2, 0, 9	1, 1, 1, 16		1, 2, 0, 8	1, 1, 0, 5
RCI	3, 0, 0, 19	2, 0, 0, 6	1, 0, 1, 8	0, 2, 0, 2	2, 0, 0, 7	2, 0, 0, 12	1, 1, 1, 10	2, 1, 0, 13		0, 2, 1, 5
WSB	1, 1, 0, 10	2, 0, 1, 9	0, 1, 2, 6	1, 2, 0, 3	2, 0, 0, 7	2, 0, 0, 7	2, 0, 0, 10	1, 1, 0, 4	2, 0, 1, 13	

Schedule, teams (h vs v), and scores (w vs l)*

30-Oct-2024	06-Nov-2024	13-Nov-2024	20-Nov-2024	27-Nov-2024	04-Dec-2024
N8 AST 3 vs WSB 1	N8 WSB 4 vs CES 4	S8 CES 5 vs JET 4	N8 CES 3 vs AST 2	S8 AST 4 vs CKA 1	N8 CKA 5 vs NPB 3
S8 RCI 5 vs KNT 4	S8 FDB 6 vs CKA 2	N9 KNT 6 vs NPB 6	S8 KNT 3 vs FDB 0	N9 AAR 6 vs WSB 2	S8 FDB 4 vs WSB 2
N9 NPB 4 vs AAR 2	N9 AST 5 vs JET 0	S9 WSB 3 vs CKA 0	N9 RCI 4 vs WSB 2	S9 KNT 8 vs JET 1	N9 JET 7 vs RCI 4
S9 JET 3 vs FDB 0	S9 KNT 5 vs AAR 4	N10 FDB 5 vs AST 3	S9 NPB 5 vs JET 4	N10 FDB 5 vs RCI 1	S9 AAR 5 vs CES 1
N10 CES 4 vs CKA 4	N10 RCI 4 vs NPB 3	S10 AAR 6 vs RCI 4	N10 AAR 8 vs CKA 3	S10 CES 3 vs NPB 3	N10 AST 3 vs KNT 2
11-Dec-2024	18-Dec-2024	08-Jan-2025	15-Jan-2025	22-Jan-2025	29-Jan-2025
S8 RCI 4 vs CKA 1	S8 KNT 6 vs WSB 2	S8 JET 2 vs AAR 1	S8 AAR 2 vs NPB 1	N8 AAR 3 vs CKA 2	S8 CES 1 vs WSB 1
N9 AAR 4 vs FDB 1	N9 NPB 6 vs FDB 3	N9 CES 5 vs FDB 4	N9 KNT 3 vs RCI 3	S8 JET 3 vs NPB 0	N9 AST 4 vs JET 4
S9 AST 4 vs NPB 2	S9 CKA 4 vs JET 2	S9 AST 3 vs RCI 1	S9 AST 5 vs WSB 2	N9 WSB 2 vs RCI 2	S9 KNT 5 vs AAR 3
N10 JET 4 vs WSB 2	N10 CES 5 vs RCI 2	N10 NPB 4 vs WSB 2	N10 CKA 4 vs CES 1	S9 CES 4 vs AST 2	N10 FDB 6 vs CKA 0
S10 KNT 6 vs CES 0	S10 AAR 4 vs AST 4	S10 KNT 7 vs CKA 1	S10 JET 5 vs FDB 3	N10 KNT 5 vs FDB 5	S10 NPB 5 vs RCI 2
05-Feb-2025	12-Feb-2025	19-Feb-2025	26-Feb-2025	05-Mar-2025	12-Mar-2025
S8 CES 5 vs JET 1	S8 FDB 2 vs RCI 1	N8 FDB 3 vs WSB 0	S8 RCI 5 vs CKA 1	N8 AAR 8 vs JET 2	N8 NPB 4 vs FDB 3
N9 AAR 7 vs RCI 3	N9 CKA 7 vs AST 4	S8 KNT 4 vs AST 1	N9 KNT 6 vs CES 4	S8 FDB 2 vs CES 2	S8 RCI 3 vs CES 3
S9 FDB 4 vs AST 3	S9 CES 5 vs NPB 1	N9 JET 5 vs RCI 2	S9 AAR 3 vs FDB 2	N9 CKA 4 vs KNT 2	N9 AST 2 vs AAR 1
N10 KNT 6 vs NPB 3	N10 WSB 5 vs AAR 4	S9 NPB 5 vs CKA 3	N10 JET 3 vs WSB 0	S9 WSB 3 vs NPB 0	S9 KNT 4 vs WSB 2
S10 WSB 8 vs CKA 1	S10 KNT 6 vs JET 4	N10 AAR 4 vs CES 0	S10 AST 3 vs NPB 1	N10 AST 3 vs RCI 1	N10 JET 4 vs CKA 0
19-Mar-2025	26-Mar-2025	02-Apr-2025	09-Apr-2025	16-Apr-2025	23-Apr-2025
N8 AST 1 vs WSB 1	N8 KNT 7 vs AAR 5	N8 AST 5 vs CES 0	N8 NPB 5 vs KNT 4	N8 CES 0 vs RCI 0	N8 CES 0 vs NPB 0
S8 KNT 3 vs RCI 1	S8 NPB 5 vs RCI 2	S8 NPB 3 vs JET 2	S8 AAR 6 vs RCI 2	S8 AAR 0 vs CKA 0	S8 FDB 0 vs CKA 0
N9 CES 3 vs CKA 2	N9 FDB 3 vs CKA 2	N9 KNT 8 vs FDB 2	N9 CES 5 vs JET 3	N9 KNT 0 vs NPB 0	N9 AST 0 vs JET 0
S9 FDB 3 vs JET 0	S9 WSB 3 vs CES 1	S9 AAR 6 vs CKA 4	S9 CKA 2 vs WSB 0	S9 AST 0 vs WSB 0	S9 KNT 0 vs WSB 0
N10 AAR 5 vs NPB 3	N10 AST 7 vs JET 2	N10 RCI 7 vs WSB 1	N10 FDB 2 vs AST 2	N10 FDB 0 vs JET 0	N10 AAR 0 vs RCI 0
30-Apr-2025	07-May-2025	14-May-2025	21-May-2025	00-Jan-1900	00-Jan-1900
N8 FDB 0 vs WSB 0	N8 AST 0 vs CKA 0	N8 AAR 0 vs WSB 0	N8 _1_0 vs _4_0	0 0 vs 0 0	0 0 vs 0 0
S8 KNT 0 vs RCI 0	S8 KNT 0 vs JET 0	S8 AST 0 vs RCI 0	S8 _2_0 vs _3_0	0 0 vs 0 0	0 0 vs 0 0
N9 AAR 0 vs JET 0	N9 AAR 0 vs NPB 0	N9 FDB 0 vs NPB 0	N9 DRH 0 vs DRV 0	0 0 vs 0 0	0 0 vs 0 0
S9 CES 0 vs CKA 0	S9 FDB 0 vs RCI 0	S9 CES 0 vs JET 0	S9 C1H 0 vs C1V 0	0 0 vs 0 0	0 0 vs 0 0
N10 AST 0 vs NPB 0	N10 CES 0 vs WSB 0	N10 KNT 0 vs CKA 0	N10 C2H 0 vs C2V 0	0 0 vs 0 0	0 0 vs 0 0

00-Jan-1900	00-Jan-1900	00-Jan-1900	
0 0 vs 0 0	0 0 vs 0 0	0 0 vs 0 0	*Shootout Game
0 0 vs 0 0	0 0 vs 0 0	0 0 vs 0 0	
0 0 vs 0 0	0 0 vs 0 0	0 0 vs 0 0	Rink and game times:
0 0 vs 0 0	0 0 vs 0 0	0 0 vs 0 0	N8 = North Rink at 8 pm; S8.5 = South Rink at 8:30 pm; etc.
0 0 vs 0 0	0 0 vs 0 0	0 0 vs 0 0	Home team is listed first

Goal and Assist

Winter 2024
April 10, 2025

Game Date	Team	Period	No	Goal	Assist	Assist
4/9/2025	AAR	1	1	Vaughn C. (97)	Bartolacci A. (40)	
4/9/2025	AAR	1	2	Huntzicker D. (28)		
4/9/2025	AAR	1	3	Huntzicker D. (28)	Pokorney M. (2)	Erps S. (9)
4/9/2025	AAR	1	4	Huntzicker D. (28)	Erps S. (9)	Schueler D. (17)
4/9/2025	AAR	2	5	Vaughn C. (97)	Rouse C. (19)	
4/9/2025	AAR	2	6	Erps S. (9)	Pokorney M. (2)	Grenham R. (7)
4/9/2025	AST	1	1	Weiler C. (11)		
4/9/2025	AST	1	2	Baalrud S. (27)	Weston J. (9)	Dickinson G. (8)
4/9/2025	CES	1	1	Larson E. (16)	Crawford M. (28)	
4/9/2025	CES	1	2	Lynn K. (27)	Joffe M. (22)	Crawford M. (28)
4/9/2025	CES	2	3	Ideson R. (69)	Larson E. (16)	
4/9/2025	CES	2	4	Crawford M. (28)		
4/9/2025	CES	2	5	Black S. (6)		
4/9/2025	CKA	1	1	Hattie M. (113)	Church M. (6)	
4/9/2025	CKA	1	2	Lobdell G. (17)	Frantzeskakis P. (11)	Paterson A. (12)
4/9/2025	FDB	2	1	Stevens D. (19)		
4/9/2025	FDB	2	2	Stevens D. (19)	Udager A. (7)	
4/9/2025	JET	1	1	Clavier A. (10)	Barnes P. (2)	Langrock E. (3)
4/9/2025	JET	2	2	Carlson C. (9)	Langrock E. (3)	Nilsson J. (11)
4/9/2025	JET	2	3	Carlson C. (9)	Nilsson J. (11)	
4/9/2025	KNT	1	1	Stefan A. (14)	Oxender A. (13)	
4/9/2025	KNT	1	2	Hattie M. (110)	Wilson Kirt (6)	
4/9/2025	KNT	1	3	Oxender A. (13)	Hescheles D. (3)	
4/9/2025	KNT	2	4	Plunkett B. (12)		
4/9/2025	NPB	1	1	Maltese C. (7)		
4/9/2025	NPB	1	2	McClelland J. (18)	Maltese C. (7)	Perry B. (6)
4/9/2025	NPB	1	3	Barden A. (8)		
4/9/2025	NPB	2	4	Kroll J. (14)		
4/9/2025	NPB	2	5	Kroll J. (14)	Sturgeon R. (12)	Jefferson D. (19)
4/9/2025	RCI	1	1	Ahlquist S. (2)	Johnson A. (24)	
4/9/2025	RCI	2	2	Montalban A. (6)		

*Sub Rating Change for Playoff and Finals; Period: 4=Overtime; 5=Shootout

Penalties

Winter 2024
April 10, 2025

<i>Game Date</i>	<i>Team</i>	<i>No</i>	<i>Name</i>	<i>Offense</i>
4/9/2025	AAR	1	Schueler D.	Interference
4/9/2025	AAR	2	Vaughn C.	Unsportsman
4/9/2025	AST	1	Dickinson G.	Holding
4/9/2025	AST	2	Dickinson G.	Trip
4/9/2025	AST	3	Baalrud S.	Trip
4/9/2025	CES	1	Crawford M.	Slash
4/9/2025	CES	2	Larson E.	Trip
4/9/2025	CKA	1	Bartolacci A.	Holding
4/9/2025	CKA	2	Frantzeskakis P.	Trip
4/9/2025	KNT	1	Hescheles D.	Hook
4/9/2025	NPB	1	Kroll J.	Hook
4/9/2025	NPB	2	Perry B.	Hook
4/9/2025	WSB	1	Perkins T.	Roughing
4/9/2025	WSB	2	Jilek J.	Holding

Rostered and NonRostered Subs

Winter 2024
April 10, 2025

Date	GameType	Team	Rostered Players			Sub Player		Status	
			Name	Jersey	Draft No	Name	Jersey		Draft No
4/9/2025	Regular	AAR	Schroeder D.	199	40	Cramer M.	299	37	NonRostered
4/9/2025	Regular	AAR	Wilkins F.	99	41	Bartolacci A.	40	45	Rostered
4/9/2025	Regular	AST	DeWolfe T.	19	50	Edwards S.	21	53	Rostered
4/9/2025	Regular	AST	Nesbitt R.	22	51	Weston J.	9	43	NonRostered
4/9/2025	Regular	AST	Forward J.	4	71	Was A.	17	64	NonRostered
4/9/2025	Regular	CES	Joffe E.	9	14	Ideson R.	69	21	NonRostered
4/9/2025	Regular	CES	O'Brien C.	5	54	Black S.	6	50	NonRostered
4/9/2025	Regular	CKA	Frusti P.	16	5	Hattie M.	113	1	NonRostered
4/9/2025	Regular	CKA	Hall E.	8	16	Church M.	6	18	Rostered
4/9/2025	Regular	FDB	O'Brien M.	11	6	Hattie M.	15	1	NonRostered
4/9/2025	Regular	FDB	McBride R.	10	46	Iacco A.	17	42	NonRostered
4/9/2025	Regular	FDB	Crichton J.	16	105	Sarosi M.	55	104	Rostered
4/9/2025	Regular	JET	Stoller C.	199	32	Parks C.	299	35	Rostered
4/9/2025	Regular	KNT	Gal J.	7	2	Hattie M.	110	1	NonRostered
4/9/2025	Regular	KNT	Jordan N.	5	19	Plunkett B.	12	26	NonRostered
4/9/2025	Regular	KNT	Bourne B.	8	42	Wilson Kirt	6	91	NonRostered
4/9/2025	Regular	KNT	Erps R.	2	79	Stefan A.	14	98	Rostered
4/9/2025	Regular	KNT	Gilson T.	10	99	Barnes P.	4	102	Rostered
4/9/2025	Regular	NPB	Peterson S.	22	28	Lewis J.	17	27	NonRostered
4/9/2025	Regular	NPB	Copp A.	9	83	McClelland J.	18	91	Rostered
4/9/2025	Regular	RCI	Navarre G.	11	64	Milliken S.	16	67	Rostered
4/9/2025	Regular	RCI	Rensberger T.	15	107	Johnson A.	24	106	Rostered
4/9/2025	Regular	WSB	Porter J.	10	13	Udager A.	3	15	Rostered
4/9/2025	Regular	WSB	Roberts J.	8	88	Joshi C.	100	93	NonRostered
4/9/2025	Regular	WSB	Talusan P.	55	93	Hula A.	33	90	Rostered

AAMHL Goals by player

Winter 2024

April 10, 2025

All = Reg Season + Playoff; PO = Playoff only; SB = Substitute only; SO = Shootout

Team Name	All	PO	SB	SO	Team Name	All	PO	SB	SO	Team Name	All	PO	SB	SO
AAR Erps S. (9)	23	0	0	0	CKA Frantzeska (15)	3	0	0	0	KNT Gilson T. (10)	2	0	0	0
AAR Huntzicker (28)	23	0	0	0	CKA Hall E. (8)	3	0	1	0	KNT Gregory E. (15)	1	0	0	0
AAR Pokorney M (2)	8	0	1	0	CKA Joffe Brya (7)	3	0	1	0	KNT Cieciek C. (199)	0	0	0	0
AAR Vaughn C. (97)	6	0	3	0	CKA Paterson A (12)	2	0	4	0	NPB Maltese C. (7)	18	0	0	0
AAR Kessler S. (13)	5	0	3	0	CKA Johnson A. (3)	1	0	0	0	NPB Jefferson (19)	8	0	1	0
AAR Kless J. (8)	4	0	0	0	CKA Wilson Ken (18)	1	0	0	0	NPB Perry B. (6)	7	0	0	0
AAR Grenham R. (7)	2	0	0	0	CKA Barnes J. (199)	0	0	0	0	NPB Kroll J. (14)	6	0	0	0
AAR Rouse C. (19)	1	0	0	0	FDB Stevens D. (19)	20	0	8	0	NPB Church M. (4)	5	0	0	0
AAR Schueler D (17)	1	0	0	0	FDB O'Brien M. (11)	16	0	2	0	NPB Peterson S (22)	5	0	1	0
AAR Schroeder (199)	0	0	0	0	FDB Udager A. (7)	5	0	2	0	NPB Sturgeon R (12)	3	0	0	0
AAR Wilkins F. (99)	0	0	0	0	FDB McBride R. (10)	4	0	0	0	NPB Barden A. (8)	2	0	1	0
AST Weiler C. (11)	20	0	3	0	FDB Boutin J. (6)	3	0	0	0	NPB Stefan A. (16)	2	0	2	0
AST Baalrud S. (27)	14	0	7	0	FDB Crichton J (16)	2	0	4	0	NPB Copp A. (9)	1	0	0	0
AST Dickinson (8)	12	0	0	0	FDB Reyes P. (4)	2	0	0	0	NPB Greene S. (199)	0	0	0	0
AST DeWolfe T. (19)	4	0	1	0	FDB Bogard S. (14)	1	0	0	0	RCI Wells S. (9)	15	0	0	0
AST Waltz S. (18)	4	0	1	0	FDB Macgillivr (5)	0	0	1	0	RCI Foster D. (4)	13	0	0	0
AST McClelland (3)	3	0	1	0	FDB Opsahl Jef (12)	0	0	0	0	RCI Pawlowski (5)	11	0	0	0
AST Hula A. (2)	1	0	0	0	FDB Parks C. (199)	0	0	0	0	RCI Ahlquist S (2)	6	0	0	0
AST Nesbitt R. (22)	1	0	0	0	JET Nilsson J. (11)	13	0	1	0	RCI Montalban (6)	5	0	3	0
AST DeWolfe S. (7)	0	0	0	0	JET Carlson C. (9)	9	0	3	0	RCI Barry J. (13)	3	0	0	0
AST Forward J. (4)	0	0	0	0	JET Fitzpatric (8)	8	0	4	0	RCI Foster M. (10)	3	0	0	0
AST Verburg A. (199)	0	0	0	0	JET Clavier A. (10)	5	0	0	0	RCI Daum K. (199)	0	0	0	0
CES Joffe E. (9)	14	0	0	0	JET Ellies B. (12)	5	0	0	0	RCI Grant J. (12)	0	0	0	0
CES Joffe M. (22)	10	0	0	0	JET Teeter J. (7)	4	0	0	0	RCI Navarre G. (11)	0	0	3	0
CES Larson E. (16)	5	0	0	0	JET Barnes P. (2)	3	0	0	0	RCI Rensberger (15)	0	0	0	0
CES Crawford M (28)	4	0	1	0	JET Langrock E (3)	2	0	1	0	WSB Jilek J. (12)	10	0	0	0
CES Lynn K. (27)	4	0	0	0	JET Fisher J. (6)	1	0	0	0	WSB Perkins T. (20)	7	0	2	0
CES Sarosi M. (40)	4	0	1	0	JET Blackburn (4)	0	0	0	0	WSB Grantham L (11)	4	0	0	0
CES Conley J. (13)	1	0	0	0	JET Stoller C. (199)	0	0	0	0	WSB Porter J. (10)	2	0	0	0
CES Milliken S (8)	1	0	0	0	KNT Gal J. (7)	39	0	6	0	WSB Dillen K. (7)	1	0	0	0
CES O'Brien C. (5)	1	0	0	0	KNT Jordan N. (5)	18	0	1	0	WSB Edwards S. (13)	1	0	0	0
CES Peal D. (45)	0	0	0	0	KNT Heschels (3)	7	0	0	0	WSB Roberts J. (8)	1	0	0	0
CES Weiler M. (199)	0	0	0	0	KNT Bourne B. (8)	4	0	0	0	WSB Ciatti A. (199)	0	0	0	0
CKA Bartolacci (5)	9	0	1	0	KNT Heald D. (9)	4	0	0	0	WSB Nalepa A. (2)	0	0	0	0
CKA Bonkowski (11)	6	0	0	0	KNT Oxender A. (13)	4	0	0	0	WSB Reinholt S (5)	0	0	0	0
CKA Frusti P. (16)	5	0	1	0	KNT Gregory A. (11)	3	0	0	0	WSB Talusan P. (55)	0	0	0	0
CKA Lobdell G. (17)	4	0	0	0	KNT Erps R. (2)	2	0	0	0					

AAMHL Assists by player

Winter 2024

April 10, 2025

All = Reg Season + Playoff; PO = Playoff only; SB = Substitute only

<i>Team</i>	<i>Name</i>	<i>All</i>	<i>PO</i>	<i>SB</i>	<i>Team</i>	<i>Name</i>	<i>All</i>	<i>PO</i>	<i>SB</i>	<i>Team</i>	<i>Name</i>	<i>All</i>	<i>PO</i>	<i>SB</i>
AAR	Huntzicker (28)	17	0	0	CKA	Paterson A (12)	5	0	1	KNT	Erps R. (2)	3	0	0
AAR	Erps S. (9)	13	0	0	CKA	Bartolacci (5)	3	0	1	KNT	Gregory A. (11)	3	0	1
AAR	Kless J. (8)	6	0	1	CKA	Wilson Ken (18)	3	0	1	KNT	Cieciak C. (199)	2	0	0
AAR	Pokorney M (2)	6	0	0	CKA	Hall E. (8)	2	0	0	NPB	Peterson S (22)	10	0	3
AAR	Kessler S. (13)	5	0	2	CKA	Barnes J. (199)	0	0	0	NPB	Jefferson (19)	9	0	0
AAR	Schueler D (17)	5	0	0	CKA	Johnson A. (3)	0	0	1	NPB	Church M. (4)	8	0	1
AAR	Grenham R. (7)	4	0	3	CKA	Lobdell G. (17)	0	0	0	NPB	Kroll J. (14)	7	0	0
AAR	Rouse C. (19)	4	0	0	FDB	Stevens D. (19)	15	0	7	NPB	Maltese C. (7)	7	0	0
AAR	Vaughn C. (97)	3	0	6	FDB	Udager A. (7)	9	0	2	NPB	Perry B. (6)	6	0	1
AAR	Schroeder (199)	0	0	0	FDB	O'Brien M. (11)	8	0	0	NPB	Copp A. (9)	5	0	0
AAR	Wilkins F. (99)	0	0	0	FDB	McBride R. (10)	6	0	0	NPB	Sturgeon R (12)	4	0	0
AST	Weiler C. (11)	14	0	1	FDB	Bogard S. (14)	4	0	0	NPB	Barden A. (8)	3	0	3
AST	DeWolfe T. (19)	7	0	1	FDB	Boutin J. (6)	4	0	0	NPB	Stefan A. (16)	3	0	0
AST	Dickinson (8)	7	0	0	FDB	Crichton J (16)	3	0	1	NPB	Greene S. (199)	0	0	0
AST	Baalrud S. (27)	5	0	3	FDB	Macgillivr (5)	3	0	0	RCI	Montalban (6)	8	0	1
AST	McClelland (3)	3	0	0	FDB	Reyes P. (4)	3	0	0	RCI	Ahluquist S (2)	7	0	0
AST	Hula A. (2)	2	0	1	FDB	Opsahl Jef (12)	0	0	0	RCI	Foster D. (4)	7	0	0
AST	Nesbitt R. (22)	2	0	0	FDB	Parks C. (199)	0	0	0	RCI	Barry J. (13)	5	0	0
AST	DeWolfe S. (7)	1	0	0	JET	Carlson C. (9)	14	0	0	RCI	Pawlowski (5)	4	0	0
AST	Waltz S. (18)	1	0	0	JET	Nilsson J. (11)	11	0	3	RCI	Wells S. (9)	4	0	0
AST	Forward J. (4)	0	0	0	JET	Ellies B. (12)	8	0	0	RCI	Foster M. (10)	2	0	0
AST	Verburg A. (199)	0	0	0	JET	Langrock E (3)	6	0	4	RCI	Grant J. (12)	2	0	0
CES	Joffe E. (9)	9	0	0	JET	Barnes P. (2)	5	0	1	RCI	Navarre G. (11)	1	0	1
CES	Joffe M. (22)	9	0	0	JET	Blackburn (4)	5	0	0	RCI	Rensberger (15)	1	0	0
CES	Crawford M (28)	7	0	0	JET	Clavier A. (10)	5	0	0	RCI	Daum K. (199)	0	0	0
CES	Larson E. (16)	5	0	0	JET	Fitzpatric (8)	4	0	4	WSB	Porter J. (10)	8	0	0
CES	Milliken S (8)	5	0	1	JET	Teeter J. (7)	4	0	0	WSB	Jilek J. (12)	5	0	1
CES	Conley J. (13)	4	0	0	JET	Fisher J. (6)	1	0	0	WSB	Perkins T. (20)	5	0	0
CES	Lynn K. (27)	3	0	0	JET	Stoller C. (199)	0	0	0	WSB	Grantham L (11)	4	0	0
CES	O'Brien C. (5)	3	0	0	KNT	Gal J. (7)	24	0	1	WSB	Dillen K. (7)	2	0	0
CES	Peal D. (45)	2	0	0	KNT	Bourne B. (8)	13	0	0	WSB	Edwards S. (13)	2	0	1
CES	Sarosi M. (40)	2	0	0	KNT	Jordan N. (5)	13	0	1	WSB	Nalepa A. (2)	2	0	1
CES	Weiler M. (199)	0	0	0	KNT	Gilson T. (10)	9	0	0	WSB	Reinholt S (5)	1	0	0
CKA	Bonkowski (11)	9	0	0	KNT	Oxender A. (13)	8	0	0	WSB	Roberts J. (8)	1	0	0
CKA	Frusti P. (16)	8	0	4	KNT	Heald D. (9)	6	0	0	WSB	Ciatti A. (199)	0	0	0
CKA	Frantzeska (15)	6	0	0	KNT	Gregory E. (15)	5	0	0	WSB	Talusan P. (55)	0	0	0
CKA	Joffe Brya (7)	6	0	0	KNT	Hescheles (3)	5	0	0					

AAMHL Points by player

Winter 2024

April 10, 2025

All = Reg Season + Playoff; PO = Playoff only; SB = Substitute only

<i>Team</i>	<i>Name</i>	<i>All</i>	<i>PO</i>	<i>SB</i>	<i>Team</i>	<i>Name</i>	<i>All</i>	<i>PO</i>	<i>SB</i>	<i>Team</i>	<i>Name</i>	<i>All</i>	<i>PO</i>	<i>SB</i>
AAR	Huntzicker (28)	40	0	0	CKA	Joffe Brya (7)	9	0	1	KNT	Gregory E. (15)	6	0	0
AAR	Erps S. (9)	36	0	0	CKA	Paterson A (12)	7	0	5	KNT	Erps R. (2)	5	0	0
AAR	Pokorney M (2)	14	0	1	CKA	Hall E. (8)	5	0	1	KNT	Cieciak C. (199)	2	0	0
AAR	Kessler S. (13)	10	0	5	CKA	Lobdell G. (17)	4	0	0	NPB	Maltese C. (7)	25	0	0
AAR	Kless J. (8)	10	0	1	CKA	Wilson Ken (18)	4	0	1	NPB	Jefferson (19)	17	0	1
AAR	Vaughn C. (97)	9	0	9	CKA	Johnson A. (3)	1	0	1	NPB	Peterson S (22)	15	0	4
AAR	Grenham R. (7)	6	0	3	CKA	Barnes J. (199)	0	0	0	NPB	Church M. (4)	13	0	1
AAR	Schueler D (17)	6	0	0	FDB	Stevens D. (19)	35	0	15	NPB	Kroll J. (14)	13	0	0
AAR	Rouse C. (19)	5	0	0	FDB	O'Brien M. (11)	24	0	2	NPB	Perry B. (6)	13	0	1
AAR	Schroeder (199)	0	0	0	FDB	Udager A. (7)	14	0	4	NPB	Sturgeon R (12)	7	0	0
AAR	Wilkins F. (99)	0	0	0	FDB	McBride R. (10)	10	0	0	NPB	Copp A. (9)	6	0	0
AST	Weiler C. (11)	34	0	4	FDB	Boutin J. (6)	7	0	0	NPB	Barden A. (8)	5	0	4
AST	Baalrud S. (27)	19	0	10	FDB	Bogard S. (14)	5	0	0	NPB	Stefan A. (16)	5	0	2
AST	Dickinson (8)	19	0	0	FDB	Crichton J (16)	5	0	5	NPB	Greene S. (199)	0	0	0
AST	DeWolfe T. (19)	11	0	2	FDB	Reyes P. (4)	5	0	0	RCI	Foster D. (4)	20	0	0
AST	McClelland (3)	6	0	1	FDB	Macgilliv (5)	3	0	1	RCI	Wells S. (9)	19	0	0
AST	Waltz S. (18)	5	0	1	FDB	Opsahl Jef (12)	0	0	0	RCI	Pawlowski (5)	15	0	0
AST	Hula A. (2)	3	0	1	FDB	Parks C. (199)	0	0	0	RCI	Ahlquist S (2)	13	0	0
AST	Nesbitt R. (22)	3	0	0	JET	Nilsson J. (11)	24	0	4	RCI	Montalban (6)	13	0	4
AST	DeWolfe S. (7)	1	0	0	JET	Carlson C. (9)	23	0	3	RCI	Barry J. (13)	8	0	0
AST	Forward J. (4)	0	0	0	JET	Ellies B. (12)	13	0	0	RCI	Foster M. (10)	5	0	0
AST	Verburg A. (199)	0	0	0	JET	Fitzpatric (8)	12	0	8	RCI	Grant J. (12)	2	0	0
CES	Joffe E. (9)	23	0	0	JET	Clavier A. (10)	10	0	0	RCI	Navarre G. (11)	1	0	4
CES	Joffe M. (22)	19	0	0	JET	Barnes P. (2)	8	0	1	RCI	Rensberger (15)	1	0	0
CES	Crawford M (28)	11	0	1	JET	Langrock E (3)	8	0	5	RCI	Daum K. (199)	0	0	0
CES	Larson E. (16)	10	0	0	JET	Teeter J. (7)	8	0	0	WSB	Jilek J. (12)	15	0	1
CES	Lynn K. (27)	7	0	0	JET	Blackburn (4)	5	0	0	WSB	Perkins T. (20)	12	0	2
CES	Milliken S (8)	6	0	1	JET	Fisher J. (6)	2	0	0	WSB	Porter J. (10)	10	0	0
CES	Sarosi M. (40)	6	0	1	JET	Stoller C. (199)	0	0	0	WSB	Grantham L (11)	8	0	0
CES	Conley J. (13)	5	0	0	KNT	Gal J. (7)	63	0	7	WSB	Dillen K. (7)	3	0	0
CES	O'Brien C. (5)	4	0	0	KNT	Jordan N. (5)	31	0	2	WSB	Edwards S. (13)	3	0	1
CES	Peal D. (45)	2	0	0	KNT	Bourne B. (8)	17	0	0	WSB	Nalepa A. (2)	2	0	1
CES	Weiler M. (199)	0	0	0	KNT	Hescheles (3)	12	0	0	WSB	Roberts J. (8)	2	0	0
CKA	Bonkowski (11)	15	0	0	KNT	Oxender A. (13)	12	0	0	WSB	Reinholt S (5)	1	0	0
CKA	Frusti P. (16)	13	0	5	KNT	Gilson T. (10)	11	0	0	WSB	Ciatti A. (199)	0	0	0
CKA	Bartolacci (5)	12	0	2	KNT	Heald D. (9)	10	0	0	WSB	Talusan P. (55)	0	0	0
CKA	Frantzeska (15)	9	0	0	KNT	Gregory A. (11)	6	0	1					

AAMHL Penalties by player

Winter 2024
April 10, 2025

<i>Team</i>	<i>Name</i>	<i>Total</i>	<i>Category</i>	<i>Team</i>	<i>Name</i>	<i>Total</i>	<i>Category</i>	<i>Team</i>	<i>Name</i>	<i>Total</i>	<i>Category</i>
AAR	Erps S.	2	Conformist	CKA	Frusti P.	2	Conformist	KNT	Hescheles D.	6	Tripper
AAR	Grenham R.	1	Conformist	CKA	Hall E.	1	Conformist	KNT	Jordan N.	0	Conformist
AAR	Huntzicker D.	0	Conformist	CKA	Joffe Bryan	1	Conformist	KNT	Oxender A.	1	Conformist
AAR	Kessler S.	0	Conformist	CKA	Johnson A.	0	Conformist	NPB	Barden A.	1	Conformist
AAR	Kless J.	0	Conformist	CKA	Lobdell G.	0	Conformist	NPB	Church M.	1	Conformist
AAR	Pokorney M.	1	Conformist	CKA	Paterson A.	6	Tripper	NPB	Copp A.	2	Conformist
AAR	Rouse C.	0	Conformist	CKA	Wilson Ken	0	Conformist	NPB	Greene S.	0	Conformist
AAR	Schroeder D.	0	Conformist	FDB	Bogard S.	1	Conformist	NPB	Jefferson D.	0	Conformist
AAR	Schueler D.	2	Conformist	FDB	Boutin J.	3	Hooker	NPB	Kroll J.	3	Extremist
AAR	Vaughn C.	2	Conformist	FDB	Crichton J.	1	Conformist	NPB	Maltese C.	1	Conformist
AAR	Wilkins F.	0	Conformist	FDB	Macgillivray C.	1	Conformist	NPB	Perry B.	1	Conformist
AST	Baalrud S.	2	Conformist	FDB	McBride R.	1	Conformist	NPB	Peterson S.	1	Conformist
AST	DeWolfe S.	0	Conformist	FDB	O'Brien M.	1	Conformist	NPB	Stefan A.	2	Conformist
AST	DeWolfe T.	0	Conformist	FDB	Opsahl Jeff	2	Conformist	NPB	Sturgeon R.	0	Conformist
AST	Dickinson G.	6	Hooker	FDB	Parks C.	0	Conformist	RCI	Ahquist S.	3	Tripper
AST	Forward J.	2	Conformist	FDB	Reyes P.	1	Conformist	RCI	Barry J.	1	Conformist
AST	Hula A.	0	Conformist	FDB	Stevens D.	1	Conformist	RCI	Daum K.	0	Conformist
AST	McClelland J.	0	Conformist	FDB	Udager A.	3	Slasher	RCI	Foster D.	0	Conformist
AST	Nesbitt R.	4	Tripper	JET	Barnes P.	0	Conformist	RCI	Foster M.	1	Conformist
AST	Verburg A.	0	Conformist	JET	Blackburn R.	0	Conformist	RCI	Grant J.	0	Conformist
AST	Waltz S.	3	Hooker	JET	Carlson C.	1	Conformist	RCI	Montalban A.	1	Conformist
AST	Weiler C.	2	Conformist	JET	Clavier A.	0	Conformist	RCI	Navarre G.	1	Conformist
CES	Conley J.	2	Conformist	JET	Ellies B.	1	Conformist	RCI	Pawlowski B.	0	Conformist
CES	Crawford M.	2	Conformist	JET	Fisher J.	0	Conformist	RCI	Rensberger T.	1	Conformist
CES	Joffe E.	0	Conformist	JET	Fitzpatrick M.	0	Conformist	RCI	Wells S.	1	Conformist
CES	Joffe M.	0	Conformist	JET	Langrock E.	2	Conformist	WSB	Ciatti A.	0	Conformist
CES	Larson E.	1	Conformist	JET	Nilsson J.	1	Conformist	WSB	Dillen K.	0	Conformist
CES	Lynn K.	2	Conformist	JET	Stoller C.	0	Conformist	WSB	Edwards S.	4	Tripper
CES	Milliken S.	0	Conformist	JET	Teeter J.	1	Conformist	WSB	Grantham L.	0	Conformist
CES	O'Brien C.	3	Tripper	KNT	Bourne B.	5	Tripper	WSB	Jilek J.	2	Conformist
CES	Peal D.	1	Conformist	KNT	Cieciak C.	0	Conformist	WSB	Nalepa A.	0	Conformist
CES	Sarosi M.	1	Conformist	KNT	Erps R.	3	Tripper	WSB	Perkins T.	2	Conformist
CES	Weiler M.	0	Conformist	KNT	Gal J.	0	Conformist	WSB	Porter J.	0	Conformist
CKA	Barnes J.	0	Conformist	KNT	Gilson T.	0	Conformist	WSB	Reinholt S.	0	Conformist
CKA	Bartolacci A.	1	Conformist	KNT	Gregory A.	0	Conformist	WSB	Roberts J.	0	Conformist
CKA	Bonkowski C.	0	Conformist	KNT	Gregory E.	0	Conformist	WSB	Talusan P.	0	Conformist
CKA	Frantzeskakis P	3	Tripper	KNT	Heald D.	0	Conformist				

Points Per Game By Year

Winter 2024
April 10, 2025

Name	Points per Game per Year				Trend	Name	Points per Game per Year				Trend	Name	Points per Game per Year				Trend
	2024	2023	2022	2021	Rank		2024	2023	2022	2021	Rank		2024	2023	2022	2021	Rank
Ahquist S.	0.61	0.92	0.73	0.68		Gal J.	2.55	1.71	1.83	2.08		Navarre G.	0.26	0.13	0.34	0.09	
Baalrud S.	1.12	0.00	0.00	0.00		Gilson T.	0.44	0.33	0.40	0.50		Nesbitt R.	0.12	0.30	0.29	0.45	
Barden A.	0.33	0.00	0.00	0.00		Grant J.	0.14	0.23	0.37	0.31		Nilsson J.	1.32	1.47	1.36	0.00	
Barnes P.	0.43	0.35	0.24	0.14	2	Grantham L.	0.54	0.64	0.60	0.59		O'Brien C.	0.45	0.27	0.38	0.38	
Barry J.	0.90	0.00	0.00	0.00		Gregory A.	0.25	0.43	0.30	0.27		O'Brien M.	1.30	1.58	1.39	1.51	
Bartolacci A.	0.61	0.00	0.00	0.00		Gregory E.	0.23	0.17	0.38	0.47		Opsahl Jeff	0.31	0.28	0.63	1.13	
Blackburn R.	0.31	0.31	0.54	0.57		Grenham R.	0.20	0.22	0.32	0.29		Oxender A.	0.82	1.05	1.08	0.83	
Bogard S.	0.37	0.26	0.43	0.37		Hall E.	0.83	1.00	1.00	1.07		Paterson A.	0.38	0.14	0.33	0.47	
Bonkowski C.	1.00	1.40	1.61	1.73		Heald D.	0.33	0.18	0.18	0.34		Pawlowski B.	0.66	0.38	0.49	0.81	
Bourne B.	0.92	0.94	0.00	0.00		Hescheles D.	0.75	0.57	0.58	0.70		Peal D.	0.13	0.19	0.20	0.20	
Boutin J.	0.33	0.13	0.47	0.35		Hula A.	0.16	0.19	0.00	0.00		Perkins T.	1.14	0.98	0.72	1.18	
Carlson C.	1.12	0.91	1.31	1.45		Huntzicker D.	2.20	1.91	1.67	1.57	1	Perry B.	0.72	0.89	1.00	1.16	
Church M.	0.47	0.89	0.46	0.84		Jefferson D.	0.95	0.96	0.69	0.90		Peterson S.	0.95	0.70	1.42	0.54	
Clavier A.	0.59	0.50	0.92	0.81		Jilek J.	1.05	0.00	0.00	0.00		Pokorney M.	0.76	0.78	0.80	0.91	
Conley J.	0.35	0.26	0.20	0.37		Joffe Bryan	0.61	0.00	0.00	0.00		Porter J.	0.78	1.29	1.16	1.41	
Copp A.	0.31	0.19	0.21	0.27		Joffe E.	1.35	1.02	1.16	1.37		Reinholt S.	0.06	0.10	0.23	0.14	
Crawford M.	0.61	1.07	0.82	0.94		Joffe M.	0.86	0.59	1.10	1.29		Rensberger T.	0.03	0.00	0.22	0.23	
Crichton J.	0.32	0.12	0.48	0.59		Johnson A.	0.14	0.16	0.18	0.25		Reyes P.	0.33	0.36	0.59	0.48	
DeWolfe S.	0.08	0.06	0.38	0.23		Jordan N.	1.65	0.94	0.00	0.00		Roberts J.	0.22	0.37	0.73	0.53	
DeWolfe T.	0.60	0.54	0.49	0.90		Kessler S.	0.34	0.25	0.52	0.33		Rouse C.	0.19	0.37	0.30	0.20	
Dickinson G.	1.09	0.83	1.39	0.00		Kless J.	0.38	0.48	0.38	0.40	3	Sarosi M.	0.30	0.42	0.30	0.33	
Dillen K.	0.47	0.00	0.53	0.00		Kroll J.	0.89	0.44	0.44	0.82		Schueler D.	0.27	0.33	0.50	0.31	
Edwards S.	0.22	0.68	0.59	0.57		Langrock E.	0.51	0.35	0.00	0.00		Stefan A.	0.36	0.05	0.26	0.34	
Ellies B.	0.54	0.69	0.71	0.45		Larson E.	0.76	1.31	1.00	0.68		Stevens D.	1.51	1.20	1.33	1.80	
Erps R.	0.18	0.19	0.30	0.43		Lobdell G.	0.30	0.19	0.32	0.35		Sturgeon R.	0.24	0.31	0.32	0.44	
Erps S.	1.51	1.33	1.34	1.54		Lynn K.	0.27	0.00	0.00	0.00		Talusan P.	0.18	0.47	0.31	0.00	
Fisher J.	0.09	0.12	0.12	0.12		Macgillivray C.	0.20	0.15	0.29	0.44		Teeter J.	0.24	0.35	0.25	0.55	
Fitzpatrick M.	0.68	0.76	1.05	0.62		Maltese C.	1.33	1.77	0.00	0.00		Udager A.	0.71	0.73	0.00	0.00	
Forward J.	0.32	0.53	0.43	0.90		McBride R.	0.53	0.54	0.67	0.63		Vaughn C.	0.93	0.41	1.23	1.03	
Foster D.	0.83	1.03	1.23	1.07		McClelland J.	0.37	0.23	0.25	0.49		Waltz S.	0.46	0.32	0.66	0.77	
Foster M.	0.23	0.22	0.24	0.37		Milliken S.	0.24	0.25	0.17	0.15		Weiler C.	1.21	0.98	1.00	0.00	
Frantzeskakis P.	0.42	0.24	0.42	0.20		Montalban A.	1.25	1.68	0.00	0.00		Wells S.	1.00	0.57	0.94	1.26	
Frusti P.	1.18	1.82	1.42	1.68		Nalepa A.	0.22	0.50	0.55	0.39		Wilkins F.	0.07	0.33	0.26	0.49	
											Wilson Ken	0.25	0.38	0.44	0.58		

Trend Rank = A rank of the players with an increasing rate of the number of points per game per year over the last 5 years.

The rank number is based on the slope of a least-square linear fit to the last five years of points per game data for each player.

The lower the rank number the greater the rate of increase in points per game per year.

The quality of the fit (coefficient of determination) must be greater than 0.4 to be assigned a rank

Player points since 2006

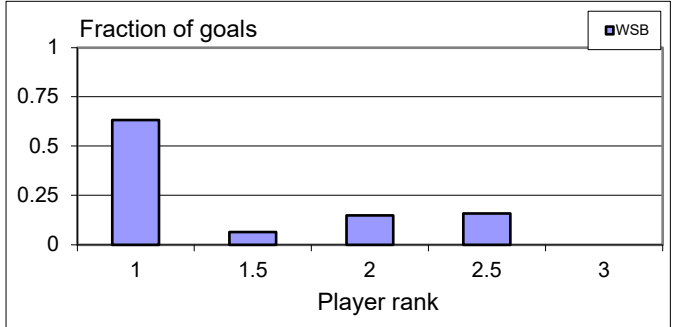
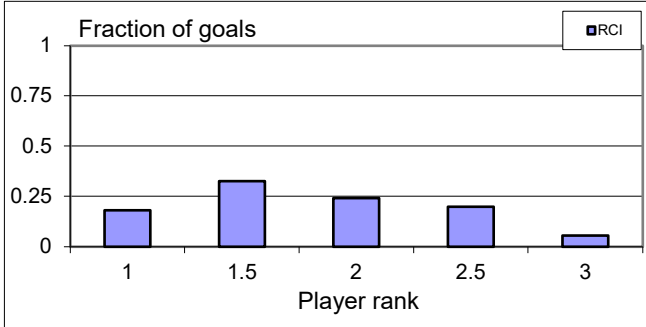
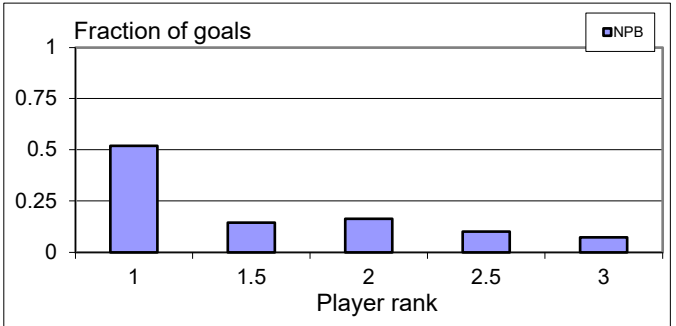
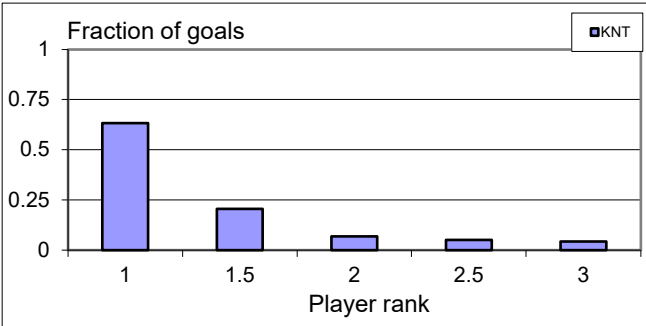
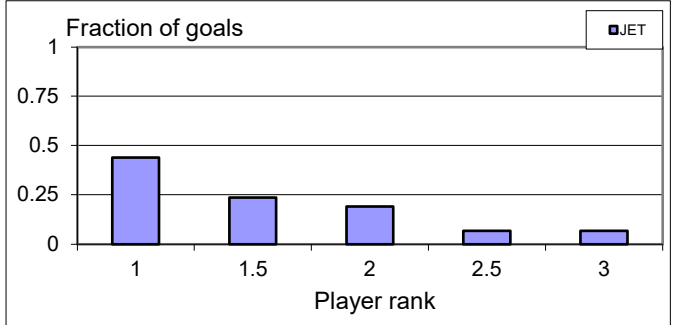
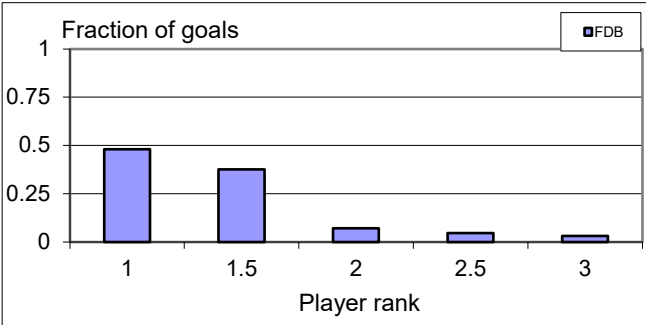
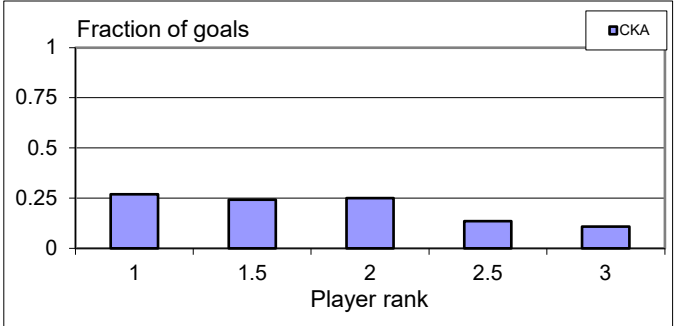
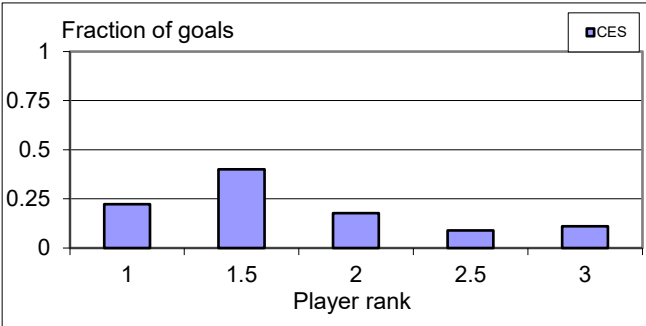
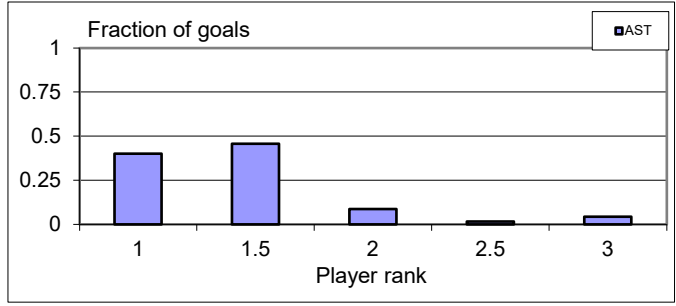
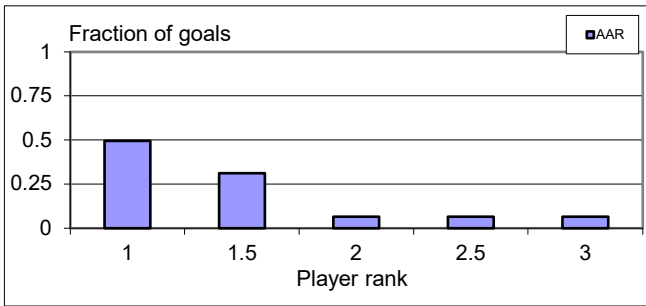
Winter 2024
April 10, 2025

Name	Games	Goals	Asists	Points/Game	Name	Games	Goals	Asists	Points/Game	Name	Games	Goals	Asists	Points/Game
Ahlquist S.	181	56	77	0.73	Gal J.	149	196	132	2.20	O'Brien C.	380	43	159	0.53
Baalrud S.	19	14	5	1.00	Gilson T.	527	133	181	0.60	O'Brien M.	357	307	300	1.70
Barden A.	22	2	3	0.23	Grant J.	163	8	40	0.29	Opsahl Jeff	398	194	214	1.03
Barnes J.	660	0	14	0.02	Grantham L.	820	401	415	1.00	Oxender A.	157	78	72	0.96
Barnes P.	887	215	362	0.65	Greene S.	351	0	0	0.00	Parks C.	127	0	6	0.05
Barry J.	32	9	20	0.91	Gregory A.	704	127	207	0.47	Paterson A.	248	32	69	0.41
Bartolacci A.	37	18	8	0.70	Gregory E.	291	58	101	0.55	Pawlowski B.	215	76	59	0.63
Blackburn R.	291	77	97	0.60	Grenham R.	361	40	88	0.35	Peal D.	442	39	93	0.30
Bogard S.	775	243	279	0.67	Hall E.	252	159	133	1.16	Perkins T.	215	116	98	1.00
Bonkowski C.	83	69	60	1.55	Heald D.	201	12	40	0.26	Perry B.	552	290	402	1.25
Bourne B.	56	20	33	0.95	Hescheles D.	220	84	67	0.69	Peterson S.	349	147	184	0.95
Boutin J.	696	174	252	0.61	Hula A.	77	4	9	0.17	Pokorney M.	789	581	447	1.30
Carlson C.	208	165	121	1.38	Huntzicker D.	341	435	264	2.05	Porter J.	160	135	84	1.37
Church M.	222	59	91	0.68	Jefferson D.	149	80	59	0.93	Reinholt S.	627	70	157	0.36
Ciatti A.	100	0	0	0.00	Jilek J.	37	23	17	1.08	Rensberger T.	576	23	97	0.21
Cieciak C.	412	1	8	0.02	Joffe Bryan	39	11	13	0.62	Reyes P.	597	144	166	0.52
Clavier A.	306	134	145	0.91	Joffe E.	425	401	249	1.53	Roberts J.	447	92	186	0.62
Conley J.	174	34	28	0.36	Joffe M.	419	230	293	1.25	Rouse C.	173	12	36	0.28
Copp A.	373	21	145	0.45	Johnson A.	740	15	146	0.22	Sarosi M.	749	175	219	0.53
Crawford M.	173	78	78	0.90	Jordan N.	34	27	21	1.41	Schroeder D.	579	2	6	0.01
Crichton J.	769	248	281	0.69	Kessler S.	356	66	87	0.43	Schueler D.	578	83	202	0.49
Daum K.	19	0	0	0.00	Kless J.	469	73	124	0.42	Stefan A.	392	56	70	0.32
DeWolfe S.	845	71	197	0.32	Kroll J.	844	441	434	1.04	Stevens D.	171	141	108	1.46
DeWolfe T.	396	163	177	0.86	Langrock E.	55	5	16	0.38	Stoller C.	155	0	0	0.00
Dickinson G.	106	64	44	1.02	Larson E.	146	68	76	0.99	Sturgeon R.	700	161	232	0.56
Dillen K.	66	10	22	0.48	Lobdell G.	326	55	90	0.44	Talusan P.	117	21	20	0.35
Edwards S.	202	28	65	0.46	Lynn K.	37	6	4	0.27	Teeter J.	143	16	36	0.36
Ellies B.	280	104	95	0.71	Macgillivray C.	627	79	165	0.39	Udager A.	81	25	37	0.77
Erps R.	326	29	70	0.30	Maltese C.	56	53	33	1.54	Vaughn C.	282	133	108	0.85
Erps S.	746	639	481	1.50	McBride R.	169	51	62	0.67	Verburg A.	185	0	0	0.00
Fisher J.	709	13	154	0.24	McClelland J.	850	107	287	0.46	Waltz S.	178	52	39	0.51
Fitzpatrick M.	461	243	204	0.97	Milliken S.	130	13	13	0.20	Weiler C.	123	68	61	1.05
Forward J.	674	236	309	0.81	Montalban A.	54	32	40	1.33	Weiler M.	40	0	0	0.00
Foster D.	488	330	247	1.18	Nalepa A.	189	25	56	0.43	Wells S.	150	82	57	0.93
Foster M.	467	40	89	0.28	Navarre G.	595	163	174	0.57	Wilkins F.	140	20	26	0.33
Frantzeskakis P.	706	79	224	0.43	Nesbitt R.	161	16	45	0.38	Wilson Ken	323	60	90	0.46
Frusti P.	186	176	113	1.55	Nilsson J.	115	83	78	1.40					

*Games = Total number of possible games played starting in September 2006 including games played as a substitute.

Goals by Ranking

Winter 2024
April 10, 2025



Goals are normalized by the number of players at each rank level.