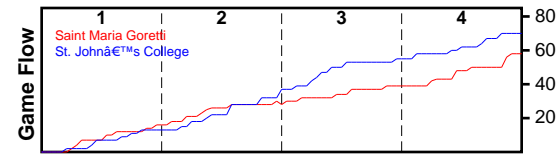


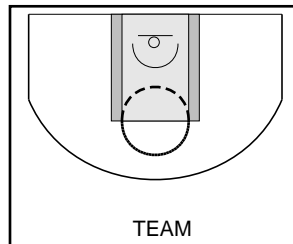
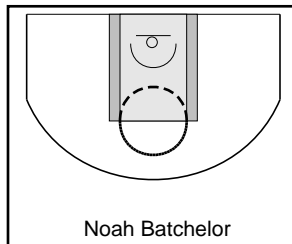
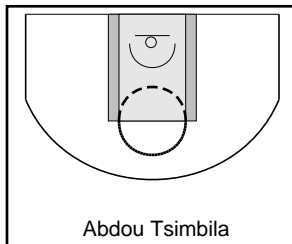
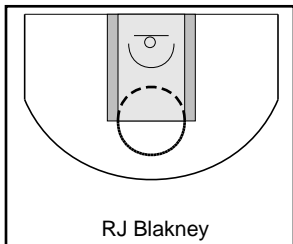
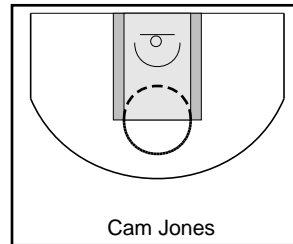
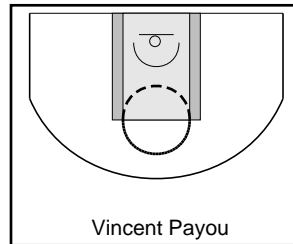
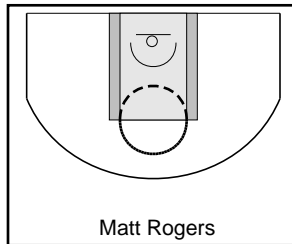
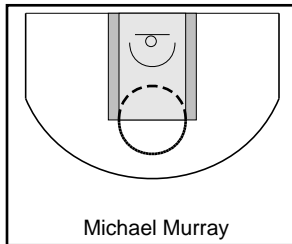
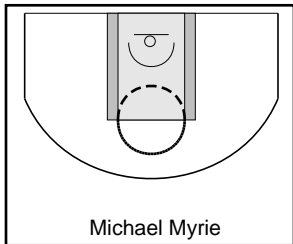
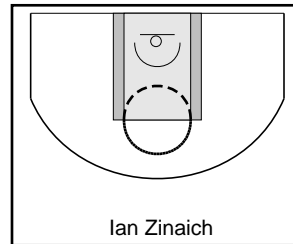
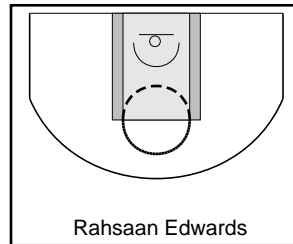
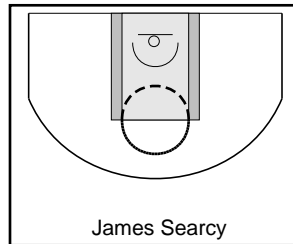
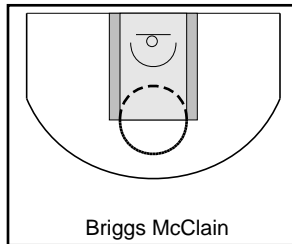
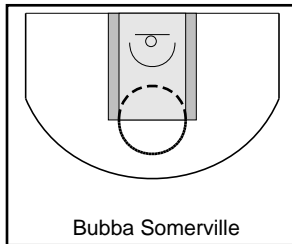
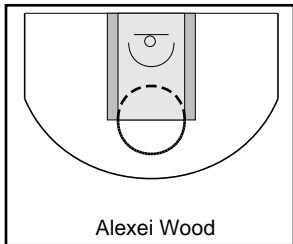
Saint Maria Goretti

ACIT Game #1

	1	2	3	4	T
Saint Maria Goretti	16	12	11	19	58
St. John's College	23	24	18	15	70

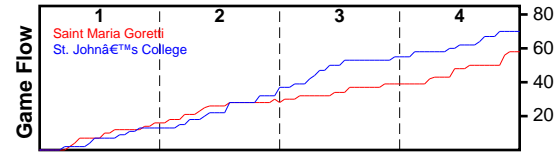


#	Name	G	MIN	PTS	FGM	FGA	FG%	2PM	2PA	2P%	3PM	3PA	3P%	FTM	FTA	FT%	OREB	DREB	REB	AST	STL	DFL	BLK	TO	PF	PM	CHG	AT	GmSc
2	Alexei Wood	-	-	0	0	0	-	-	-	-	-	-	-	-	-	-	-	-	0	-	-	-	-	-	-	-	-	-	-
3	Bubba Somerville	-	-	0	0	0	-	-	-	-	-	-	-	-	-	-	-	-	0	-	-	-	-	-	-	-	-	-	-
4	Briggs McClain	1	9	5	1	5	0.200	-	2	0.000	1	3	0.333	2	2	1.000	2	-	2	1	-	-	-	-	-	8	-	-	4.0
5	James Searcy	1	28	0	0	3	0.000	-	2	0.000	-	1	0.000	-	-	-	-	4	4	2	-	-	-	1	-15	-	-	0.1	
10	Rahsaan Edwards	1	31	6	3	11	0.273	3	9	0.333	-	2	0.000	-	2	0.000	-	1	1	3	1	-	-	3	-	-9	-	1.0	-0.9
11	Ian Zinaich	-	-	0	0	0	-	-	-	-	-	-	-	-	-	-	-	-	0	-	-	-	-	-	-	-	-	-	-
12	Michael Myrie	-	-	0	0	0	-	-	-	-	-	-	-	-	-	-	-	-	0	-	-	-	-	-	-	-	-	-	-
14	Michael Murray	1	5	0	0	0	-	-	-	-	-	-	-	-	-	-	-	-	0	-	-	-	-	-	-5	-	-	0.0	
15	Matt Rogers	1	8	5	2	2	1.000	1	1	1.000	1	1	1.000	-	-	-	-	2	2	-	-	-	-	2	-	2	-	0.0	3.0
20	Przemek Golek	1	15	10	3	5	0.600	1	2	0.500	2	3	0.667	2	2	1.000	-	4	4	3	1	1	-	3	-6	-	-	10.8	
21	Vincent Payou	1	1	0	0	0	-	-	-	-	-	-	-	-	-	-	-	-	0	-	-	-	-	-	2	-	-	0.0	
22	Cam Jones	-	-	0	0	0	-	-	-	-	-	-	-	-	-	-	-	-	0	-	-	-	-	-	-	-	-	-	-
23	RJ Blakney	1	31	18	7	14	0.500	7	10	0.700	-	4	0.000	4	6	0.667	2	2	4	-	1	-	-	3	2	-10	-	0.0	9.4
30	Abdou Tsimbila	1	26	8	2	12	0.167	2	12	0.167	-	-	-	4	6	0.667	3	5	8	1	-	-	1	3	2	-16	-	0.3	0.8
31	Noah Batchelor	1	10	6	2	3	0.667	-	1	0.000	2	2	1.000	-	-	-	1	5	6	-	-	-	1	1	1	-1	-	0.0	6.2
	TEAM	1	-	0	0	0	-	-	-	-	-	-	-	-	-	-	-	-	0	-	-	-	-	-	1	-	-	-	-0.4
	TOTALS	1	32	58	20	55	0.364	14	39	0.359	6	16	0.375	12	18	0.667	8	23	31	10	3	1	2	12	10	-12	-	0.8	33.0



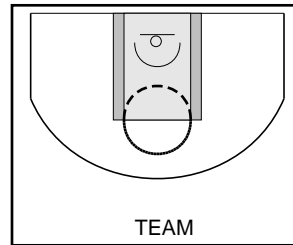
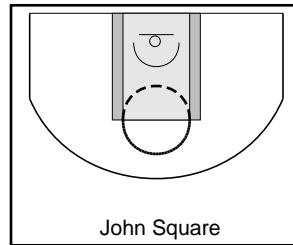
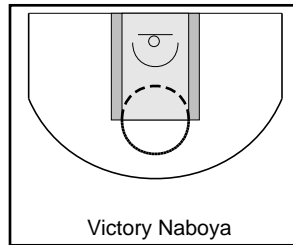
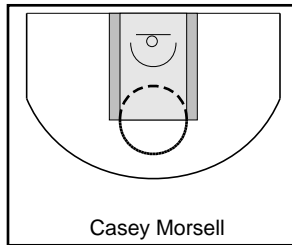
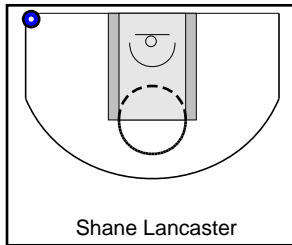
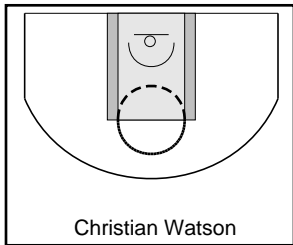
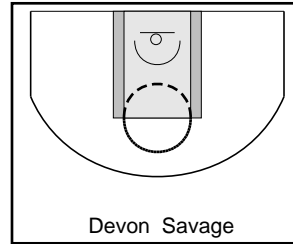
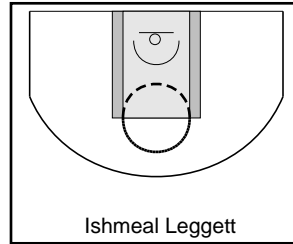
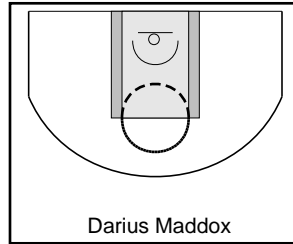
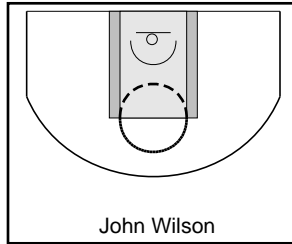
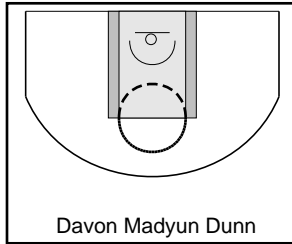
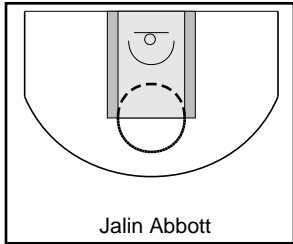
St. John's College

	1	2	3	4	T
Saint Maria Goretti	16	12	11	19	58
St. John's College	24	18	15	70	



ACIT Game #1

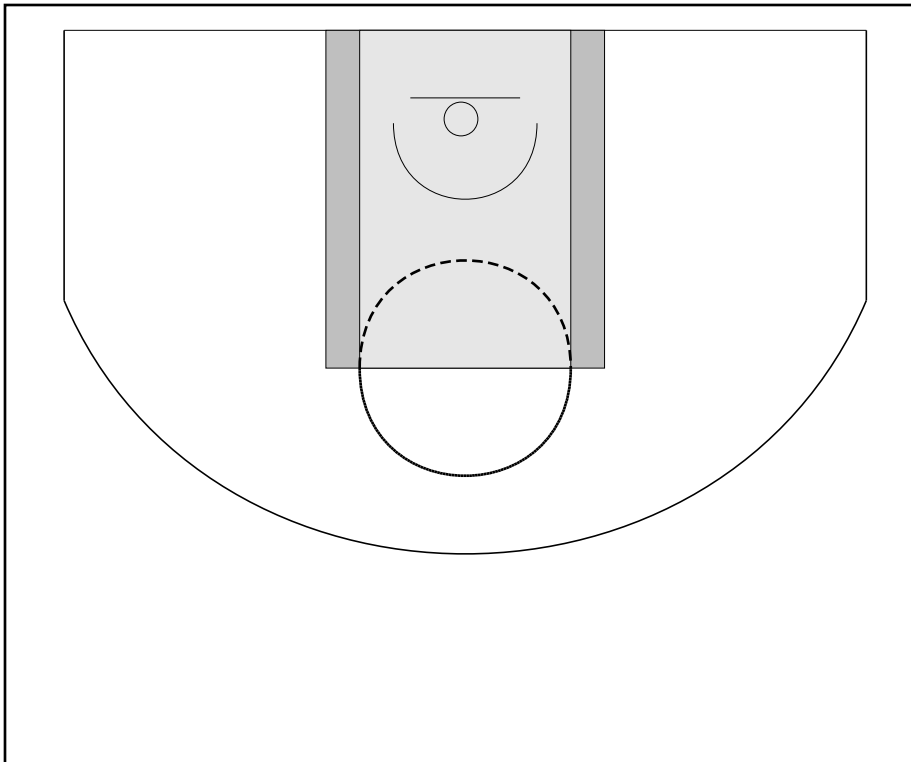
#	Name	G	MIN	PTS	FGM	FGA	FG%	2PM	2PA	2P%	3PM	3PA	3P%	FTM	FTA	FT%	OREB	DREB	REB	AST	STL	DFL	BLK	TO	PF	PM	CHG	A/T	GmSc
0	Jalin Abbott	1	12	5	2	4	0.500	2	3	0.667	-	1	0.000	1	1	1.000	-	2	2	3	-	-	-	-	1	3	-	-	5.3
2	Davon Madyun Dunn	1	11	5	2	4	0.500	1	1	1.000	1	3	0.333	-	-	-	-	2	2	2	-	-	-	-	1	3	-	-	4.6
3	John Wilson	1	22	9	3	5	0.600	3	5	0.600	-	-	-	3	3	1.000	-	7	7	5	3	-	-	4	3	7	-	1.2	10.1
4	Darius Maddox	1	26	15	6	13	0.462	5	12	0.417	1	1	1.000	2	2	1.000	-	2	2	1	3	-	1	2	2	12	-	0.5	10.5
5	Ishmeal Leggett	1	25	10	4	7	0.571	2	5	0.400	2	2	1.000	-	-	-	1	-	1	5	2	-	-	3	1	15	-	1.7	9.5
10	Devon Savage	1	6	2	1	3	0.333	1	2	0.500	-	1	0.000	-	-	-	1	-	1	1	-	-	-	-	-	-2	-	-	1.7
11	Christian Watson	1	5	0	0	1	0.000	-	1	0.000	-	-	-	-	-	-	-	-	0	-	-	-	-	-	-	-5	-	-	-0.7
12	Shane Lancaster	1	3	3	1	2	0.500	-	-	-	1	2	0.500	-	-	-	-	-	0	-	-	-	-	-	-	-4	-	-	2.0
14	Casey Morsell	1	28	11	4	9	0.444	3	5	0.600	1	4	0.250	2	3	0.667	1	3	4	1	1	-	-	1	1	14	-	1.0	7.8
21	Victory Naboya	1	17	4	2	4	0.500	2	4	0.500	-	-	-	-	-	-	1	2	3	-	-	-	-	1	4	11	-	0.0	0.7
32	John Square	1	10	6	2	3	0.667	1	2	0.500	1	1	1.000	1	1	1.000	-	2	2	-	-	-	-	-	2	-4	-	-	4.5
	TEAM	-	-	0	0	0	-	-	-	-	-	-	-	-	-	-	-	-	0	-	-	-	-	-	-	-	-	-	-
	TOTALS	1	32	70	27	55	0.491	20	40	0.500	7	15	0.467	9	10	0.900	4	20	24	18	9	-	1	11	15	12	-	1.6	56.0



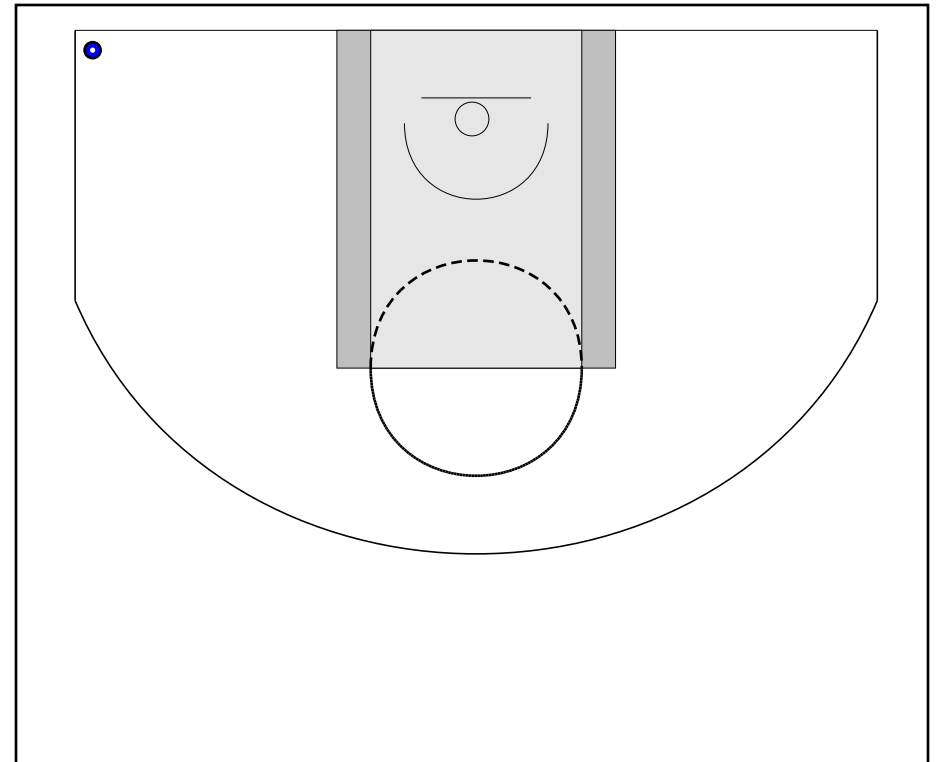
Game Summary Comparison

Statistic	Saint Maria Goretti	St. John's College
Points	58	70
<i>Field Goals</i>	20 / 55	27 / 55
<i>2 Point</i>	14 / 39	20 / 40
<i>3 Point</i>	6 / 16	7 / 15
<i>Free Throws</i>	12 / 18	9 / 10
Assists	10	18
Rebounds	31	24
<i>Offensive</i>	8	4
<i>Defensive</i>	23	20
Blocks	2	1
Steals	3	9
Deflections	1	-
Turnovers	12	11
Charges Taken	-	-
Personal Fouls	10	15
Technical Fouls	1	-

Saint Maria Goretti



St. John's College



Saint Maria Goretti Turnovers

Period	Clock	Player	Turnover Type
1st Period	3:53	#15 Matt Rogers	Other
2nd Period	7:32	#15 Matt Rogers	Other
2nd Period	5:36	#30 Abdou Tsimbila	Other
2nd Period	3:08	#23 RJ Blakney	Other
2nd Period	3:04	#31 Noah Batchelor	Other
2nd Period	1:17	#23 RJ Blakney	Other
3rd Period	4:49	#23 RJ Blakney	Other
3rd Period	4:21	#30 Abdou Tsimbila	Other
4th Period	7:49	#10 Rahsaan Edwards	Other
4th Period	4:21	#10 Rahsaan Edwards	Other
4th Period	1:36	#10 Rahsaan Edwards	Other

Saint Maria Goretti Fouls

Period	Clock	Player	Foul
1st Period	4:29	#20 Przemek Golek	Other (Def)
1st Period	4:09	#20 Przemek Golek	Other (Def)
2nd Period	4:59	#30 Abdou Tsimbila	Other (Def)
2nd Period	3:04	#31 Noah Batchelor	Other (Def)
3rd Period	5:24	#23 RJ Blakney	Other (Def)
3rd Period	5:21	The team	Other (Tech)
4th Period	6:55	#30 Abdou Tsimbila	Other (Off)
4th Period	6:48	#20 Przemek Golek	Other (Def)
4th Period	2:13	#23 RJ Blakney	Other (Def)
4th Period	1:32	#5 James Searcy	Other (Def)

St. John's College Turnovers

Period	Clock	Player	Turnover Type
1st Period	4:49	#14 Casey Morsell	Other
1st Period	2:18	#3 John Wilson	Other
1st Period	2:13	#4 Darius Maddox	Other
2nd Period	7:28	#5 Ishmeal Leggett	Other
2nd Period	5:19	#5 Ishmeal Leggett	Other
2nd Period	1:42	#3 John Wilson	Other
3rd Period	4:18	#5 Ishmeal Leggett	Other
3rd Period	2:47	#4 Darius Maddox	Other
4th Period	4:15	#3 John Wilson	Other
4th Period	4:14	#3 John Wilson	Other

St. John's College Fouls

Period	Clock	Player	Foul
1st Period	5:25	#32 John Square	Other (Def)
2nd Period	4:23	#32 John Square	Other (Def)
2nd Period	3:13	#14 Casey Morsell	Other (Def)
2nd Period	1:01	#3 John Wilson	Other (Def)
3rd Period	4:11	#3 John Wilson	Other (Def)
3rd Period	2:24	#4 Darius Maddox	Other (Def)
3rd Period	2:20	#4 Darius Maddox	Other (Def)
3rd Period	1:02	#0 Jalin Abbott	Other (Def)
4th Period	7:30	#2 Davon Madyun Dunn	Other (Def)
4th Period	5:46	#21 Victory Naboya	Other (Def)
4th Period	5:37	#21 Victory Naboya	Other (Off)
4th Period	5:25	#21 Victory Naboya	Other (Def)
4th Period	4:14	#3 John Wilson	Other (Def)
4th Period	4:08	#5 Ishmeal Leggett	Pushing (Def)
4th Period	0:23	#21 Victory Naboya	Other (Def)