




SAYB COACHES WEB PORTAL HELP **Adding Post Season GAMES**

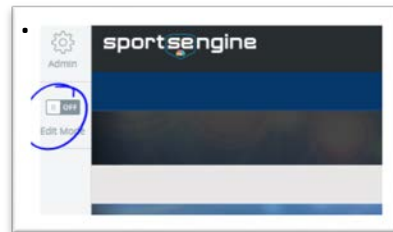
To add a post season game:

1. Navigate to your team page at sayb.org
 2. Sign in to your sports engine account use link at upper right. (A.)
 3. Select edit mode in the upper left (B.)
 4. Select “Manage Team” (This will open a new window in Sports Engine environment) (C.)
 5. Select “NEW GAME” at right. (D.)
 6. Make sure that the subseason is set to “playoffs” (E.) Then Use drop down to select opponent, Home team, time etc. Finish by selecting the green add game button.
- *This is the home team's responsibility*
 - *If the game is against a non SAYB team then the SAYB team takes the responsibility.*
 - ***Make sure the correct season is selected in the upper right on your team page to display the desired game schedule. (F)***

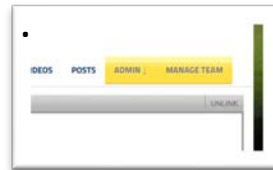
A



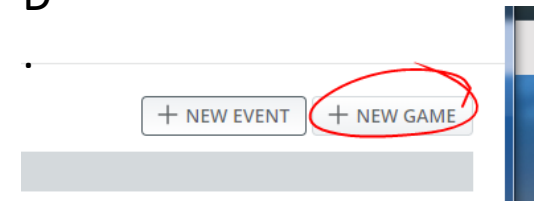
B



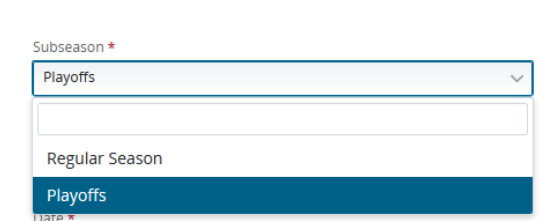
C



D



E



F

