

SAINT IGNATIUS  
**FOOTBALL**



@SIHSSports



sihsathletics



sihssports



**2019 GAME NOTES**  
**WEEK SIX:**  
**ROCKLEDGE**

# THE MATCHUP



**Rockledge  
RAIDERS**

**at**



**Saint Ignatius  
WILDCATS**

**October 5, 2019  
Byers Field  
Kickoff: 8 pm**

## ***Saint Ignatius Schedule***

<b>Date</b>	<b>Opponent</b>	<b>Time/Score</b>
8/31	@ Loyola Academy (IL)	W, 27-10
9/6	@ Mentor	L, 31-38
9/13	@ Archbishop Hoban	W, 42-41
9/21	@ DeMatha Catholic (MD)	L, 0-42
9/28	vs. Clarkson Football North (ONT)	L, 40-41
10/5	vs. Rockledge (FL)	8:00 pm
10/12	@ St. Edward	7:00 pm
10/19	@ Archbishop Moeller	2:00 pm
10/26	vs. St. Xavier	2:00 pm
11/2	vs. West Toronto Prep (ONT)	7:00 pm

**Follow the Wildcats on social media for full coverage of every Saint Ignatius team.**



@SIHSSports



sihsathletics



sihssports

**And also visit ... [ignatiuswildcats.com](http://ignatiuswildcats.com)**

## **Team Information**

**Saint Ignatius High School: 2-3**  
OHSAA Division I, Region 1  
Head Coach: Chuck Kyle '69  
Record at School: 355-93-1  
Overall Record: 355-93-1

**Rockledge Raiders: 5-0**  
Florida Class 5A (Div. 2 equivalent)  
Head Coach: Wayne Younger  
Record at School: 30-18  
Overall Record: 30-18

## **Media Information**

For information and credential requests, contact:  
Joe Ginley '12  
Communications Coordinator for Athletics  
(P): 216-651-0222 x242  
email: [jginley@ignatius.edu](mailto:jginley@ignatius.edu)  
**For full coverage of the Wildcats, visit [ignatiuswildcats.com](http://ignatiuswildcats.com).**

## **Broadcast Information**

**Saint Ignatius Broadcasting Network**  
Play-by-Play: Jack O'Rourke '20  
Color Analyst: Nick Fletcher '20  
Analyst/Show Host: Max Marazzi '20  
Moderator: Joe Ginley '12 / Jeff McCormick '83  
(P): 216-651-0222  
email: [jginley@ignatius.edu](mailto:jginley@ignatius.edu)  
[jmccormick@ignatius.edu](mailto:jmccormick@ignatius.edu)





# ABOUT THE WILDCATS ...

## A Look Back ... Oct. 6, 1984

The 1984 season began with optimism for the Saint Ignatius football program. In his first season, Chuck Kyle '69 led the Wildcats to a 6-3-1 season, the first 6-win campaign since 1979.

Kyle had plenty of seniors to lead the way in his second season. In fact, several future Saint Ignatius Athletic Hall of Famers were seniors in 1984, including John Spellacy, Kevin Ginley, and Mike McLaughlin.

The Wildcats rolled into Week 6 with a perfect 5-0 mark. Lake Catholic confronted the Wildcats, entering as a top playoff contender. The Cougars left with a defeat.

From start to finish, the Wildcats dominated Lake Catholic in a 31-7 victory.

Kevin Ginley opened the scoring with a short TD run in the first quarter. From there, Pete Landino stole the spotlight.

The junior started the show with a short rushing score late in the second quarter. The fun continued at the start of the second half, as Landino took the kickoff 94 yards for six points.

Landino scored yet again early in the fourth quarter on a 52-yard run. John Spellacy set up the score with an interception. A Mark Pfaff fumble recovery then set the stage for a 28-yard McLaughlin field goal.

When the dust settled, Landino finished with 3 total TDs (2 rushing, 1 kickoff return), garnering him Offensive Player of the Week honors from the Plain Dealer.

Another storyline from the game - McLaughlin played for the Soccer Cats at 3 pm at Toledo St. John, and then made it in time for a 7:30 pm kickoff vs. the Cougars.

The Wildcats finished the year with an 8-2 record.

## Wildcats Storylines ...

**CARPE DIEM:** With an upset loss last week, the Wildcats stand at 2-3 at the midpoint of the season. With a difficult schedule ahead, Coach Kyle has told his team, "Carpe Diem," or "Seize the Day." Playing an undefeated foe this week, the Wildcats have an opportunity to earn major computer points. This week is a critical week.

**HOME FIELD ADVANTAGE:** For the second straight week, the Wildcats will be playing at Byers Field. This week, the advantage is amplified. Rockledge will be flying in on Saturday, landing at 3 pm at Hopkins International Airport. Rockledge's quick travel schedule, plus a chilly fall forecast, could add to the home field advantage for the Wildcats.

**GENERAL GRIFFIN:** The Wildcats' field general at quarterback is Griffin Hanna. The senior signalcaller is the centerpiece of the Saint Ignatius offense. Griffin is only 10 yards away from surpassing 1,000 yards passing. Hanna has 11 total touchdowns - 8 passing and 3 rushing.

**COOK & CMIEL CHOPPING AND CARRYING:** True to the motto of the wideouts this year (Chop Wood, Carry Water), Henry Cook and Connor Cmiel are working hard. Of Hanna's 66 completions, Cook and Cmiel are responsible for 35, accounting for 572 yards. Cook and Cmiel will be important weapons for the Saint Ignatius passing attack on Saturday.

**BALANCED ATTACK:** The Wildcats will look to employ a balanced approach on Saturday against Rockledge. The name of the game is avoiding 3-and-outs to keep the defense fresh. The Wildcats will want to exploit a small Rockledge roster with many Raiders playing both ways. A successful run game will be vital to keeping the offense on the field. Jack Welcsh pounded Football North for 101 yards on 24 carries last week, marking the second 100-yard effort by a Cats' back this year.

**THE BIG UGLIES:** The Wildcats' linemen will be important on both sides of the ball on Saturday. Nick Schwitzgebel and Tony Georges have anchored the line as veteran tackles on offense. Ashton Montgomery, Gus Salopek, and Owen Keane have also been great on the O-Line. On defense, the Wildcats need to get after the quarterback vs. Rockledge.

**THE LEGION:** The Wildcats will look to make a few changes at linebacker this week. Hopefully, the Wildcats will have Michael McNamara back after he missed Week 5. Aidan Crummie will also get the starting nod at middle linebacker, though Aidan Conway will still play plenty. Connor Francz and Aidan Hubbard will remain starters at outside linebacker. Francz tallied 5 tackles and a forced fumble last week, while Hubbard tallied 3 tackles and recovered the same fumble.

**SWITCH IN THE SECONDARY:** For the last few weeks, the Wildcats have used a linebacker in the "hawk" position as a hybrid linebacker/safety. This week, the Wildcats will move back to the normal 3-3-5, with Jack Welcsh and Emmett Hanna starting at strong safety and Merick Hartley playing free safety.

**CAPTAINS:** The four captains for the 2019 season are #10 Griffin Hanna, #34 Jack Welcsh, #44 Michael McNamara, and #71 Nick Schwitzgebel.

# ABOUT ROCKLEDGE ...

## Learning about the Raiders ...

**ABOUT ROCKLEDGE:** Rockledge High School is a public high school in Rockledge, Florida, and a part of the Brevard Public Schools District. Rockledge competes in Class 5A of the Florida High School Athletic Association.

**UNDEFEATED:** Rockledge is garnering a reputation as one of the best teams in its area and all of Florida. Rockledge has been called one of the best teams in Brevard County, and was ranked No. 2 in the state in Class 5A by the Associated Press last week. Rockledge has a 5-0 record, winning all of its games by double digits.

**LADARIUS' LEGION:** The centerpiece of the Rockledge offense is running back Ladarius Tennison. The 5'9, 193-pound athlete has it all – speed, strength, catching ability. And did we mention he plays defense? The Auburn commit is ranked as the No. 4 athlete recruit in the country, and the No. 226 recruit overall. Tennison has been a regular in the end zone, including on August 30 in a 3 TD performance against Tallahassee Lincoln. Tennison will anchor Rockledge's offensive attack on Saturday.

**ALLEN'S ARMY:** Quarterback Elias Allen leads the Raiders' offense. The junior started last season, throwing 15 touchdowns in 2018. So far, he's thriving in his second year as a starter. In the past two weeks, Allen has started off the scoring with a passing touchdown. Against Atlantic, Allen also found paydirt on a 5-yard rushing touchdown late in the second quarter. Allen is a strong-armed quarterback with quick feet and an ability to scramble. The Wildcats will need to contain Allen's spread offense to win.

**ADDITIONAL AMMO:** Besides Tennison, QB Elias Allen will have plenty of weapons to rely on to generate offense. Mike Alves Jr. has played well at running back this season. Alves often spells Tennison with great results. The senior scored twice vs. Eau Gallie. Virgil Marshall also sees snaps at running back. Sophomore Rian Black is a good wideout- he caught in a 35-yard TD vs. Viera. Junior WR Raheim Sanders scored on a 77-yard screen in opener. Jaheim Mayes, Dequan Davis, and Shane Derouen will all see time, too.

**THE BIG BOYS:** Seniors Javon Wade and AJ Hall lead the way for the Raiders at defensive line. Both players have experience there. Jordan Love is another name to know – he can start at nose tackle and offensive line.

**TWO-WAY STUDS:** The Raiders have plenty of guys who can play both ways. Besides Tennison, Virgil Marshall will play on both sides of the ball. The sophomore can do dangerous things at DB or RB. Terrance Griffin is another dangerous player. The safety is a ball-hawk, boasting 7 interceptions in 2018. Griffin took a pick 51 yards to the house against Lincoln.

**DEFENSIVE SCHEMES:** The Raiders play a strong defense. Rockledge uses a 3-man front, breaking out disguised blitzes to confuse the QB. Rockledge plays a combination man and some zone. Watch out for the zone blitz on Saturday.

## 2019 Rockledge Schedule

8/23	@ Ware County (GA)	W, 19-7
8/30	vs. Lincoln (FL)	W, 34-20
9/6	vs. Columbia (GA) <i>Cancelled</i>	
9/13	vs. Eau Gallie (FL)	W, 42-6
9/20	@ Viera (FL)	W, 20-6
9/27	@ Atlantic (FL)	W, 41-0
10/5	@ Saint Ignatius	8 pm
10/11	@ Merritt Island (FL)	
10/18	vs. Palm Bay (FL)	
11/1	vs. Cocoa (FL)	



## 990

Passing yards by QB  
Griffin Hanna

## 800

All-purpose yards by  
Connor Cmiel

## 92%

Wildcats' scoring rate  
in the red zone

## 32-4

Coach Chuck Kyle's  
record in Week 6

## 8

Turnovers forced by  
the Saint Ignatius  
defense this year

## 0-0

Wildcats' all-time  
record vs. teams from  
Florida

### WR HENRY COOK '20



Henry Cook enjoyed a career game against Football North, hauling in 7 catches for 106 yards and 2 TDs, along with 2 punt returns for 75 yards. Cook will be key again this week in helping the Wildcats to establish to short-to-intermediate passing game. Cook is a major playmaker for the Wildcats on offense and his impact is felt on special teams, too.

### LB AIDAN CRUMMIE '20



The senior linebacker will figure heavily into the mix this week in the middle of the defense. Crummie has 1.5 tackles and 0.5 tackles for loss so far this season while subbing in behind Aidan Conway. Crummie will likely get the starting nod this week, making him an important piece of the Saint Ignatius defense. Crummie will play a significant role in slowing Rockledge's Ladarius Tennison.

# SAINT IGNATIUS VARSITY ROSTER

#	Name	Yr.	Ht.	Wt.	Position	#	Name	Yr.	Ht.	Wt.	Position
2	Mike Simcak	Jr.	5'9"	180	RB	56	Carter Zimmerman	Jr.	6'3"	218	OL/DL
3	Erik Daugenti	Sr.	6'1"	170	WR/DB	58	Kevin Kempffer	Sr.	6'1"	205	LB
4	Rory McConville	Sr.	5'10"	165	K	59	John Lenhard	Jr.	5'11"	205	DL
5	Henry Cook	Sr.	5'10"	170	WR	62	Rico Levert	Sr.	6'0"	248	DL
6	Declan Mangan	Jr.	5'11"	165	K	63	Bennett Adler	Jr.	6'3"	210	DE
7	Jaxon French	So.	6'0"	170	QB	64	Tony Georges	Sr.	6'2"	290	OL
8	Connor Cmiel	Sr.	6'2"	190	WR/DB	66	Gus Salopek	Jr.	6'5"	240	OL
9	Michael Morgan	Jr.	5'10"	150	WR	70	Owen Keane	Sr.	6'3"	290	OL
10	Griffin Hanna	Sr.	6'2"	180	QB	71	Nick Schwitzgebel	Sr.	6'3"	293	OL
11	Steven Bodamer	So.	6'0"	170	QB/DB	73	Connor Kinney	Jr.	6'3"	300	OL
12	Alec LaSpina	Jr.	6'0"	167	WR	74	Brian Keane	So.	6'4"	280	OL
13	Billy Spear	Sr.	6'2"	150	WR	76	Jake Reed	Jr.	6'2"	270	OL
14	Andrew Chime	Jr.	6'0"	181	DB	78	Alec Gottschalk	Jr.	6'0"	250	OL
15	Sean Cook	Jr.	5'10"	145	DB	79	Ben Kormos	Sr.	6'6"	270	OL
16	Jack Dunstan	Jr.	5'11"	150	WR	80	Sam Daugstrup	Sr.	6'5"	245	TE
17	Colin Wiehn	Jr.	6'0"	155	QB/S	81	Charlie Spurrier	Jr.	6'1"	155	WR
18	Pat Keane	Sr.	6'1"	180	QB	82	John Becker	Jr.	6'0"	170	WR
19	Emmett Hanna	Jr.	6'2"	200	DB	83	Jimmy Spear	Sr.	6'2"	160	WR
20	Anthony Santagata	Jr.	5'7"	145	RB	84	Sebestyen Balassy	Sr.	6'2"	188	WR
21	Chris Snyder	Jr.	6'1"	168	DB	85	Timothy Lewis	Sr.	6'1"	175	WR
22	Merick Hartley	Sr.	5'10"	180	DB	86	Nick Lamirand	Jr.	6'5"	195	TE
23	Daniel Finnan	Sr.	5'9"	170	DB	88	Jonathan McNeil	Jr.	6'3"	175	WR
24	Domenic Fabe	Sr.	6'0"	165	WR	91	Luca LaSpina	Jr.	6'5"	205	DL
25	James Crosby	Sr.	5'8"	171	RB	92	Jaylyn Norris	Jr.	5'10"	223	DL
26	Adam Ormstead	Jr.	5'11"	185	RB	94	Gavin Moore	Jr.	5'11"	250	DL
27	Ryan Waldron	So.	5'10"	188	RB/DB	97	Anthony Gerace	Sr.	6'2"	245	DL
28	Charlie Kinzel	Sr.	5'10"	152	DB						
29	Dominic DeVengencie	Sr.	5'10"	165	WR/DB		Benjamin Rossi	Sr.			Intern / Assistant Coach
30	Calum Campolieti	Jr.	5'9"	140	DB		Alex Tuason	Sr.			Intern / Assistant Coach
31	John Foliano	Jr.	5'10"	147	S		Nathan Sommerfeld	Sr.			Student Training Aid
32	Vincent Fagnilli	Sr.	5'8"	145	S		Danny Salem	Jr.			Student Training Aid
33	Michael Corte	Sr.	6'3"	175	DB		William Moore	Jr.			Student Training Aid
34	Jack Welcsh	Sr.	6'0"	201	RB/DB		Finn Cooney	So.			Student Training Aid
35	Christopher Mathews	Sr.	6'0"	185	S		Jake Bond	Sr.			Manager
36	Colin MacMillan	Jr.	6'1"	190	S		Matthew O'Neill	Fr.			Manager
37	Nick Velotta	Jr.	6'0"	210	LB						
39	Jacob Davis	Sr.	5'11"	191	S		<b>Coaches:</b>				
40	Sam Kempton	Sr.	5'10"	180	S		Chuck Kyle '69				Head Coach
41	Patrick Kotek	Jr.	5'10"	145	WR		Nick Restifo Hon. '19				Offensive Coordinator/QB
42	Jake Lang	Sr.	6'3"	195	TE		Ryan Franzinger '02				Defensive Coordinator/LB
43	Matthew Oleksik	Jr.	5'10"	175	S		Jim Cahill '89				Quarterbacks Coach
44	Michael McNamara	Sr.	6'2"	220	LB/RB		Terry Fergus '72				Running Backs Coach
45	Aidan Hubbard	Jr.	6'4"	218	LB		Jack Hyland '14				Wide Receivers Coach
46	Braeden Lair	So.	5'11"	180	S		Adam Rini '99				Offensive Line Coach
47	Jack Norris	Jr.	5'9"	140	DB		Paul Yappel				Offensive Line Coach
48	Aidan Conway	Jr.	6'2"	215	LB/DB		Dave Cicetti				Defensive Line Coach
49	Cole Smith	Jr.	6'1"	165	DB		Mark Sullivan				Defensive Line Coach
50	Matthew Kall	Sr.	6'1"	271	OL		Kevin Johnson '10				Defensive Backs Coach
51	Connor Francz	Sr.	6'3"	220	LB		John Pieschalski '89				Defensive Backs Coach
52	Ashton Montgomery	So.	6'2"	295	OL		Mo Sizemore				Head Athletic Trainer
53	Max Watters	Sr.	6'2"	250	DL		Tony Connacher				Assistant Athletic Trainer
54	Aidan Crummie	Sr.	6'1"	210	LB		Rev. Dan Reim, S.J.				Team Chaplain
55	Christopher Speelman	Jr.	6'1"	230	OL		Anthony Rubino				Director of Strength and Conditioning



# ROCKLEDGE ROSTER

No.	Player Name	POS.	Year	No.	Player Name	POS.	Year
1	RIAN BLACK	WR	So.	33	JAVON WADE	DL	Sr.
2	ELIAS ALLEN	QB	Jr.	34	JESIAH WILLIAMS	RB	Fr.
3	LADARIUS TENNISON	LB	Sr.	42	TJ NEAL	LB	Fr.
4	MICHAEL ALVES JR	RB	Sr.	44	RHIKARI LEWIS	LB	So.
5				50	DEVON KRAJEWSKI	OL	Sr.
6	JAHEIM MAYES	WR	Sr.	52	JORDAN LOVE	OL	Jr.
7	RAHEIM SANDERS	WR	Jr.	55	D'ADRIAN FREEMAN	OL	Sr.
8	VIRGIL MARSHALL	LB	So.	63			
9	TERRANCE GRIFFIN	WR	Sr.	65			
10	ZACHARY LOVETT	LB	Jr.	66	LOGAN VANDERSPOOL	OL	Sr.
11	AXZAVIER HAWKINS	DB	Sr.	67			
12	JAKE NOBLES	K	Sr.	70	TEDDY SMITH	OL	Fr.
14	KENDALL MOORE	K	Sr.	72	JULIAN NARVAEZ	OL	Jr.
15	ADRIAN HALL	DL	Sr.	74	CLAREN DAVIS	OL	Sr.
17	KENARD SNYDER	LB	Jr.	76	BRIAN RODRIGUEZ	OL	Jr.
18	DEQUAN DAVIS	WR	R.Fr.	77	TYLER HAGANS-DAVIS	OL	Sr.
19	SADIQ WILLIAMS	WR	Sr.	80	ELIJAH LOWDER	WR	Fr.
20	AVERY SMITH	RB	Jr.	84	EVAN SCHOOLEY	WR	Jr.
21	ANTHONY BRIDGEWATER	LB	Fr.	85	SHANE DEROUEN	WR	Jr.
22	PHINEAS ALLEN	DB	Fr.	90		DL	Fr.
23	RODERICK WILLIAMS	DB	Sr.	95	KEVIN GARCILAZO	DL	Fr.
28	DARYL SMITH	DB	So.	99	JAMIR CHAVIS	DL	Fr.
30	JESUS DELGADO	P	Jr.				

# SAINT IGNATIUS DEPTH CHART

*\* Depth chart subject to change on gameday*

## OFFENSE

QB	10	Griffin Hanna	Sr.	6'2"	180
	7	Jaxon French	So.	6'0"	170
RB	25	James Crosby	Sr.	5'8"	171
	34	Jack Welch	Sr.	6'0"	201
TE	42	Jake Lang	Sr.	6'3"	195
	86	Nick Lamirand	Jr.	6'5"	195
WR	8	Connor Cmiel	Sr.	6'2"	190
WR	5	Henry Cook	Sr.	5'10"	170
WR	16	Jack Dunstan	Jr.	5'11"	150
	12	Alec LaSpina	Jr.	6'0"	167
LT	71	Nick Schwitzgebel	Sr.	6'3"	293
	79	Ben Kormos	Sr.	6'6"	270
LG	66	Gus Salopek	Jr.	6'5"	240
	50	Matthew Kall	Sr.	6'1"	271
C	52	Ashton Montgomery	So.	6'2"	295
	64	Tony Georges	Sr.	6'2"	290
RG	70	Owen Keane	Sr.	6'3"	290
	50	Matthew Kall	Sr.	6'1"	271
RT	64	Tony Georges	Sr.	6'2"	290
	79	Ben Kormos	Sr.	6'6"	270

## DEFENSE

DE	53	Max Watters	Sr.	6'2"	250
	91	Luca LaSpina	Jr.	6'5"	205
NT	62	Rico Levert	Sr.	6'0"	248
	53	Max Watters	Sr.	6'2"	250
DE	63	Bennett Adler	Jr.	6'3"	210
	92	Jaylyn Norris	Jr.	5'10"	223
OLB	45	Aidan Hubbard	Jr.	6'4"	218
	44	Michael McNamara	Sr.	6'2"	220
MLB	48	Aidan Conway	Jr.	6'2"	215
	54	Aidan Crummie	Sr.	6'1"	210
OLB	51	Connor Francz	Sr.	6'3"	220
	37	Nick Velotta	Jr.	6'0"	210
CB	8	Connor Cmiel	Sr.	6'2"	190
	28	Charlie Kinzel	Sr.	5'10"	152
SS	34	Jack Welch	Sr.	6'0"	201
	29	Dominic DeVengencie	Sr.	5'10"	165
SS	19	Emmett Hanna	Jr.	6'2"	200
	46	Braeden Lair	So.	5'11"	180
FS	22	Merick Hartley	Sr.	5'10"	180
	14	Andrew Chime	Jr.	6'0"	181
CB	3	Erik Daugenti	Sr.	6'1"	170
	21	Chris Snyder	Jr.	6'1"	168

## PRONUNCIATION GUIDE

#3 Erik Daw-JEN-tee	#37 Nick VA-lott-tah
#8 Connor Kah-MEEL	#51 Connor FRANZ
#10 Pat CANE	#54 Aidan CRUMMY
#16 Jack DONE-stan	#62 Rico Le-VERT
#22 MARE-ick HEART-lee	#66 Gus SALL-oh-peck
#24 Domenic FAYB	#70 Owen CANE
#29 Dominic	#71 Nick SCH-witz-ga-bel
Dee-ven-JENN-see	#79 Ben CORE-mos
#33 Michael COURT	#86 Nick LAMB-err-and
#34 Jack WELSH	#97 Anthony Ger-RACE-ee

## SPECIAL TEAMS

KO	6	Declan Mangan	Jr.	5'11"	165
FG	4	Rory McConville	Sr.	5'10"	165
	6	Declan Mangan	Jr.	5'11"	165
PAT	4	Rory McConville	Sr.	5'10"	165
P	6	Declan Mangan	Jr.	5'11"	165
H	5	Henry Cook	Sr.	5'10"	170
LS	63	Bennett Adler	Jr.	6'3"	210
PR	5	Henry Cook	Sr.	5'10"	170
	9	Michael Morgan	Jr.	5'10"	150
KR	8	Connor Cmiel	Sr.	6'2"	190
	29	Dominic DeVengencie	Sr.	5'10"	165



# RANKINGS/HISTORY

## Cleveland.com Top 25

1. (1) Mentor (5-0)
2. (2) St. Edward (4-1)
3. (3) Archbishop Hoban (4-1)
4. (5) Kenston (5-0)
5. (6) Euclid (5-0)
6. (7) Avon (5-0)
7. (10) Benedictine (5-0)
- 8. (4) Saint Ignatius (2-3)**
9. (8) Avon Lake (4-1)
10. (9) Perry (5-0)
11. (11) Aurora (5-0)
12. (12) Kirtland (5-0)
13. (13) Mayfield (5-0)
14. (16) Stow (4-1)
15. (17) Barberton (4-1)
16. (18) Solon (4-1)
17. (15) Medina (3-2)
18. (19) Cleveland Heights (4-1)
19. (24) Brunswick (4-1)
20. (14) Strongsville (4-1)
21. (23) Wadsworth (3-2)
22. (-) Olmsted Falls (5-0)
23. (-) Brecksville (3-2)
24. (-) Streetsboro (5-0)
25. (20) Chardon (3-2)

## This Day in History

Games .....12  
 First Game .....1928  
 Most Recent Game.....2013  
 Saint Ignatius Wins.....9  
 Last Saint Ignatius Win.....2013  
 Saint Ignatius Losses.....2  
 Last Saint Ignatius Loss.....1946  
 Ties.....1  
 Largest Margin of Victory  
 Saint Ignatius.....56, 1957 vs. West  
 Opponents.....6, 1929 vs. Young. East

## Games on Oct. 5 (9-2-1):

1928	vs. Cleveland Collinwood	T	0-0
1929	vs. Youngstown East	L	0-6
1940	vs. Cleveland John Marshall	W	26-12
1946	vs. Cleveland West Tech	L	7-12
1957	vs. Cleveland West	W	62-6
1963	vs. Cleveland Lincoln	W	32-6
1968	vs. Cleveland Lincoln	W	27-20
1979	vs. Holy Name	W	13-0
1990	vs. Villa Angela-St. Joseph	W	39-7
1996	vs. Glen Mills (PA)	W	48-25
2002	vs. Canton McKinley	W	42-6
2013	vs. Lawrence Central (IN)	W	24-21 OT

## Joe Eitel, Division I, Region 1

Rank	W-L	Mailing City	School	Avg	Level 1	L2	L2 divisor	Last playoff
1	5-0	Mentor	Mentor	14.1000	31.5	78.0	100	2018
2	4-1	Lakewood	St Edward	13.1500	24.5	82.5	100	2018
3	5-0	Euclid	Euclid	12.7152	31.0	64.5	99	2018
4	4-1	Stow	Stow-Munroe Falls	12.3000	23.5	76.0	100	2017
5	4-1	Brunswick	Brunswick	11.5000	25.0	65.0	100	2014
6	4-1	Canton	Canton McKinley	11.1500	23.5	64.5	100	2018
7	4-1	Massillon	Jackson	10.7500	23.5	60.5	100	2017
8	4-1	Solon	Solon	10.4500	25.0	54.5	100	2018
9	4-1	Strongsville	Strongsville	9.2500	25.0	42.5	100	2018
10	3-2	Medina	Medina	7.8000	18.5	41.0	100	2016
11	4-1	Cleveland Heights	Cleveland Heights	7.2500	23.0	26.5	100	2015
<b>12</b>	<b>2-3</b>	<b>Cleveland</b>	<b>Saint Ignatius</b>	<b>6.6500</b>	<b>12.5</b>	<b>41.5</b>	<b>100</b>	<b>2018</b>
13t	1-4	Elyria	Elyria	2.9000	6.0	17.0	100	2015
13t	2-3	Lorain	Lorain	2.9000	11.5	6.0	100	2017
15	1-4	Shaker Heights	Shaker Heights	2.4000	6.0	12.0	100	2013
16	1-4	Canton	GlenOak	1.3000	6.5	0.0	100	2016
17	1-4	Berea	Berea-Midpark	1.2000	6.0	0.0	100	2015
18	0-5	Newark	Newark	0.0000	0.0	0.0	99	2005

## Statewide Division I AP Poll

Week 5 Poll: Released October 1

School	Last Wk	1st votes	Record	Points
1. Mentor	(1)	19	5-0	209
2. St. Xavier	(2)	2	5-0	184
3. St. Edward	(4)	-	4-1	136
4. Euclid	(5)	-	5-0	121
5. Fairfield	(7)	-	5-0	110
6. Toledo Whitmer	(6)	-	5-0	100
7. Olentangy Liberty	(8)	1	5-0	86
8. Elder	(9)	-	4-1	58
9. Springboro	(-)	-	5-0	32
10. Dublin Coffman	(3)	-	4-1	25

Others receiving 12 or more points: 11. Pickerington Central (23); 12. Reynoldsburg (22); 13. Westerville Central (21); T-14. Springfield (15); T-14. Saint Ignatius (15)

## USA TODAY Super 25 Regional Football Rankings

### MIDWEST

Illinois, Indiana, Iowa, Kansas, Kentucky, Michigan, Minnesota, Missouri, Nebraska, North Dakota, Ohio, South Dakota, West Virginia and Wisconsin

1. (3) Male (Louisville, KY) (5-0)
2. (2) Mentor (OH) (5-0)
3. (1) Muskegon (MI) (5-0)
4. (6) East St. Louis (IL) (5-0)
5. (4) Muskego (WI) (6-0)
6. (10) Trinity (Louisville, KY) (5-1)
7. (7) De Smet Jesuit (St. Louis, MO) (5-0)
8. (8) St. Xavier (OH) (5-0)
9. (9) Lakeville North (MN) (5-0)
10. (-) Lincoln-Way East (Frankfort, IL) (5-0)

## SECOND HALF OF THE SEASON STARTS AGAINST ROCKLEDGE

Carpe Diem.

Halfway through the 2019 season, the Saint Ignatius football team has arrived at a turning point. The Wildcats stand at 2-3. Two inopportune plays in the final seconds have dealt the Wildcats two heart-breaking losses. The men of Ohio City need a strong second half to guarantee a playoff spot.

So what is the Wildcats' legendary head coach, Chuck Kyle '69, telling his men?

Seize the day. Take advantage of this opportunity.

On Saturday, the Wildcats face a 5-0 Rockledge team. With a win, the Wildcats would gain not only primary points, but plenty of much-needed Level 2 points from one of the top Class 5A teams in Florida.

As far as the Wildcats are concerned, the playoffs begin on Saturday at 8 pm at Byers Field.

### SAINT IGNATIUS OFFENSE VS. ROCKLEDGE DEFENSE

Following a slow slog in the rain in the first half, the Wildcats' offense roared for 30 points in the second stanza last week. Griffin Hanna orchestrated key drives, spreading the ball to five wideouts.

The senior starter will need to do the same this week. Henry Cook led the way with 7 catches for 106 yards and 2 touchdowns, while Connor Cmiel was plenty involved with 4 catches for 71 yards. Another big contributor to watch out for is Jake Lang after his 6-catch game last Saturday.

Just as critical is the run game. Jack Welcsh pounded the opposing front seven into dust with 24 carries for 101 yards and 2 touchdowns. Welcsh will play a large part in the Wildcats' efforts to wear down Rockledge. With a small travel roster, a number of Raiders will be playing both ways. The one-two combo of Welcsh and James Crosby will be important to wearing down the defense.

The offensive line will also be key. The men of Adam Rini '99 and Paul Yappel have been excellent this year, bookended by senior tackles Nick Schwitzgebel and Tony Georges.

Rockledge utilizes a 3-man front on defense. An attacking defense, the Raiders love the blitz. Rockledge will call overload blitzes and zone blitzes, disguising them pre-snap. Rockledge's defense is hard to diagnose before the play for quarterbacks.

As far as coverages, Rockledge will mix in zone and man, attempting to be unpredictable.

Making it even more difficult are Rockledge's playmakers. Ladarius Tennison compares to Archbishop Hoban's Deamonte Trayanum, a playmaking safety who's dangerous at running back. Virgil Marshall and Terrance Griffin are both ballhawking defensive backs with speed to burn.

On the defensive line, Javon Wade and AJ Hall are

names to know. Both have the capability to play both ways.

### SAINT IGNATIUS DEFENSE VS. ROCKLEDGE OFFENSE

The Wildcats struggled to contain Football North's passing attack last week, so Saint Ignatius will be adjusting its scheme.

Replacing the "Hawk," a linebacker/safety hybrid player, will be a regular safety. Jack Welcsh will slide into the spot, with others subbing in as necessary.

The Wildcats will hope to have linebacker Michael McNamara and defensive end Anthony Gerace back in the lineup this week. The two seniors are important in the pass rush and were sorely missed last week.

Aidan Crummie will likely see more time at middle linebacker this week, splitting time with Aidan Conway. Aidan Hubbard and Connor Francz will remain as playmaking outside 'backers.

Rockledge's offense is, in a word, dangerous.

The Raiders have put up big point totals all season. Ladarius Tennison is the havoc-wreaking running back doing much of the damage. The Auburn commit has scored a touchdown in nearly every game, including a 3 TD effort against Lincoln. At 5'9, 193 pounds, Tennison is a crazy-fast back with elusiveness and power.

Quarterback Elias Allen helms the offense. The junior is in his second year as a starter. Allen is a dual-threat quarterback with a live arm and quick feet. In the last two weeks, Allen has started the scoring with a passing touchdown. Allen also struck paydirt against Atlantic on a 5-yard rushing score. The Wildcats will need to contain Allen.

Rockledge has plenty of athletes at the skills spots on offense. Mike Alves Jr. is a great running back who spells Tennison with great success. Virgil Marshall can also carry the ball well. Rian Black is a solid sophomore wideout who caught in a 35-yard TD vs. Viera. Raheim Sanders, a junior wide receiver, found the end zone on a 77-yard screen in the season opener.

The Wildcats' secondary will need to be smart with its coverages to stop this high-flying offense.

### SPECIAL TEAMS

Declan Mangan again unleashed his big boot last week, notching field goals of 48 and 47 yards. He'll again hold most of the kicking duties.

Rockledge also has a talented kicker. Jake Nobles hit a 45-yarder against Viera. His leg may come into play. The Wildcats will also gameplan for Tennison as a return man. He took a kick 98 yards to the house against Ware County.

# FOOTBALL NORTH RECAP

## IN A STUNNER, FOOTBALL NORTH UPSETS CATS ON HAIL MARY

At the end of a long game on a drizzly Saturday in Byers Field, Saint Ignatius Head Coach Chuck Kyle '69 paused for about 20 seconds before summing up the outcome.

"Well, I think we're stunned."

Indeed, Football North shocked the Wildcats.

On the last play of the game, the top high school program in Canada, hailing from Clarkson Secondary School in Mississauga (a suburb of Toronto), completed an incredible 49-yard Hail Mary pass to win a back-and-forth affair, 41-40. An extra point with the clock at 0:00 sealed the Wildcats' fate, dropping the men of Ohio City to 2-3 and sending the men of the North into a frenzied celebration.

With the score at 34-34 with 6:24 left in the game, the Wildcats opted for a clock-burning approach. Griffin Hanna handed the ball off to Jack Welcsh on nine plays in a 13-play, 80-yard drive. Thanks to great blocking, Welcsh found paydirt to the left on a 17-yard run with 27 seconds left.

The game did not begin as a dramatic offensive showdown. The Wildcats and Football North struggled to find their footing in the early goings, as rain haunted downtown Parma.

The game started out on a positive note for the Wildcats, as Connor Cmiel intercepted Football North on the first drive of the contest. Starting at its own 41-yard line, the Saint Ignatius offense made it to the Clarkson 31-yard line before stalling out. Declan Mangan trotted in for a 48-yard field goal, and made it for a 3-0 lead.

The score remained 3-0 into the second quarter, as a time-consuming Football North drive stalled late in the first. After the Wildcats' opening drive of the period also stopped, Charlie Kinzel picked off a Vaughn pass. Unfortunately, the turnover went for naught.

On the sixth play of the Saint Ignatius drive, a Wildcats' pass was intercepted by Gianni Stewart. The defensive back ran it back 53 yards, setting up a Vaughn touchdown pass with 6:24 left in the half.

The Cats could not immediately respond, as a fourth-down pass fell incomplete at the Football North 40-yard line. The Wildcats' defense then got a stop.

Thanks to some nice passes from Griffin Hanna, the Wildcats moved down the field. Hanna finished off the nice drive with a 4-yard TD run, and Rory McConville kicked the extra point for a 10-7 lead with 1:24 left.

Vaughn and Football North did not want to go into the break with a deficit, however. Utilizing a two-minute drill offense, Vaughn navigated his team down the field and finished off the drive with a 12-yard touchdown pass with eight seconds remaining. The visitors headed into halftime with a 14-10 lead.

On the very first play of the second half, Hanna fired

a bullet to Connor Cmiel for a 33-yard completion. And just two plays later, Hanna found a streaking Henry Cook for a marvelous 40-yard TD. The Wildcats suddenly had the lead again, 17-14.

The Saint Ignatius defense followed that up with a big play of its own. Connor Francz forced a fumble, and Aidan Hubbard recovered it at the Wildcats' 48-yard line. Seven plays later, Declan Mangan put points on the board again with a true 47-yarder, advancing the lead to 20-14.

At this point, with momentum on the Wildcats' side, Football North could have started to crumble. But Larry Jusdanis' men only became more resilient.

On a crucial drive, Vaughn marched the visitors down the field in five quick plays. Omarion Martin capped it off with a 15-yard touchdown on a well-executed option play. Erik Daugenti blocked an extra point, keeping it tied at 20-20.

Football North forced a quick 3-and-out on the Wildcats' next drive, and took advantage of the opportunity to re-take the lead. Vaughn darted a 56-yard pass downfield to set up the visitors in striking distance, and finished the job with yet another TD strike, this time to Brayden Misseri with 2:54 left in the third.

Hanna fired back at Football North with a 5-play, 70-yard drive. Hanna found Jake Lang for a 34-yard strike down the right side of the field to put his men in position. Cook caught a slant pass from Hanna and stretched the ball into the end zone on a nice 20-yard pass. McConville's leg tied the score at 27-all with 1:07 left in the third.

Football North's ensuing drive stretched into the fourth quarter, but ultimately ended unsuccessfully. The two teams traded 3-and-outs before Henry Cook once again came up with a big play. Left space to work with on a punt, the senior dodged and ducked past a few Football North defenders to weave his way to the Clarkson 26 on a 43-yard return.

The Wildcats did not let the wonderful field position go to waste. A Hanna completion to Jack Dunstan, a Jack Welcsh run, and a Football North penalty set the stage for second and goal opportunity from the 3-yard line. Welcsh pounded it in from in close, and gave the Wildcats a 34-27 lead.

The advantage did not last long. Following a 46-yard kickoff return, Vaughn needed just four plays to pick up 50 yards and six points. The Old Dominion commit completed the drive with an 8-yard strike to Demon-tagnac. The score stood tied at 34-34.

Welcsh led the Wildcats down the field for a touchdown with 27 seconds left, but Football North still found a way to win in the closing seconds on the dramatic Hail Mary.



## Week Five:

**Football North: 41 Saint Ignatius: 40**  
**Saturday, September 28, 2019**

Score by Quarters	1	2	3	4	Total
Football North	0	14	13	14	41
Saint Ignatius	3	7	17	13	40

### 1st Quarter

03:48 SIHS - Mangan 48 yd field goal

### 2nd Quarter

06:34 FBN - Beckford 14 yd pass from Vaughn (Frustaglio kick)

01:24 SIHS - Hanna 4 yd run (McConville kick)

00:08 FBN - Beckford 12 yd pass from Vaughn (Frustaglio kick)

### 3rd Quarter

10:57 SIHS - Cook 40 yd pass from Hanna (McConville kick)

06:19 SIHS - Mangan 47 yd field goal

03:44 FBN - Martin 15 yd run (kick blocked)

02:54 FBN - Misseri 5 yd pass from Vaughn (Frustaglio kick)

01:07 SIHS - Cook 20 yd pass from Hanna (McConville kick)

### 4th Quarter

07:29 SIHS - Welcsh 3 yd run (McConville kick)

06:24 FBN - Demontagnac 8 yd pass from Vaughn  
(Frustaglio kick)

00:27 SIHS - Welcsh 17 yd run (kick failed)

00:00 FBN - Demontagnac 49 yd pass from Vaughn  
(Frustaglio kick)

	FBN	SIHS
FIRST DOWNS	17	26
RUSHES-YARDS (NET)	17-78	37-134
PASSING YDS (NET)	430	299
Passes Att-Comp-Int	41-25-2	37-20-1
TOTAL PLAYS-YARDS	58-508	74-433
Fumble Returns-Yards	0-0	0-0
Punt Returns-Yards	0-0	2-75
Kickoff Returns-Yards	3-78	4-74
Interception Returns-Yards	1-53	2-20
Punts (Number-Avg)	4-38.8	3-29.7
Fumbles-Lost	1-1	1-0
Penalties-Yards	12-135	2-34
Possession Time	19:37	28:23
Third-Down Conversions	7 of 12	8 of 14
Fourth-Down Conversions	0 of 0	0 of 1
Red-Zone Scores-Chances	5-5	4-4
Sacks By: Number-Yards	1-12	0-0

RUSHING: Saint Ignatius- Welcsh 24-101; Hanna 7-19; Crosby 6-14  
 Football North- Martin 12-47; Vaughn 3-25; Charles 2-6

PASSING: Saint Ignatius- Hanna 20-37-1-299

Football North- Vaughn 25-41-2-430

RECEIVING: Saint Ignatius- Cook 7-106; Lang 6-87; Cmiel 4-71;  
 Dunstan 2-26; Welcsh 1-17

Football North- Demontagnac 9-160; Beckford 5-48;  
 #11 4-136; Martin 2-49; Phillips 2-20; Misseri 2-13;  
 Charles 1-4

INTERCEPTIONS: Saint Ignatius- Cmiel 1-20; Kinzel 1-0

Football North- Stewart 1-53

FUMBLES: Saint Ignatius- None

Football North- Vaughn 1-1

Byers Field

Kickoff time: 5 PM • End of Game: 7:47 PM •

Total elapsed time: 2:47

Weather: Rainy, warm

## BYERS FIELD

**at Robert M. Boulton Stadium**



**7600 Day Drive**

**(corner of Ridge Road and Day Drive)**

**Parma, Ohio**

**Seating Capacity: 11,850**

**Playing Surface: Field Turf**

**Built: 1928 (Major Renovations in  
 1940, 1957, 1963, 1993, 2013)**

**Wildcats' Overall Record at Byers: 117-37-1**

**Record at Byers during Kyle Era: 103-28**

2019 marks the 92nd season that football has been played on this location; now known as Byers Field at Robert M. Boulton Stadium.

In 1921, the cities of Parma and Parma Heights opened the first high school for their residents on a site just outside the east bleachers. Seven years later, the apple orchard and grass field located behind the new school was converted into the athletic field with the gridiron laid out in a north-south alignment, just as it is today.

Recently, renovations have been completed on the facility.

In the last decade, a new lighting system was installed; bleacher improvements (including the installation of handrails) were completed along with renovations to the lockerrooms, restrooms and concession areas.

Other improvements include the installation of a video board at the north end of the stadium - it is one of the largest video boards in use at a high school facility the state.

The pressbox, which has been upgraded in the past five seasons with a new working media area and new windows, seats 30 journalists and broadcasters.

New field turf was installed for the 2012 season. In the last two seasons, the stadium has also had handicap seating added to both sets of grandstands, including 46 wheelchair and companion seats on the home side of the stadium.

The Parma City Schools invested nearly \$1.2 million into the facility during the summer of 2014, including a new parking lot on the south end of the Stadium and the full replacement of the parking lot on the east side of the stadium, under the Press Box.

The Wildcats have played at least one game at Byers Field in 34 of the last 36 years (seasons without games - 1984 and 1991)

# STRENGTH OF SCHEDULE

## BY YEAR

Year	W	L	T	Pct	Playoff Teams	State Champs
1983	54	42	5	0.559	1	0
1984	50	49	2	0.505	2	0
1985	52	46	2	0.530	2	0
1986	63	45	0	0.583	3	0
1987	64	40	0	0.615	2	0
1988	63	39	1	0.617	3	0
1989	45	47	0	0.489	1	0
1990	64	41	0	0.610	1	1
1991	64	41	0	0.610	2	0
1992	64	38	0	0.627	1	0
1993	56	47	0	0.544	3	0
1994	77	32	0	0.706	4	0
1995	76	35	0	0.685	5	0
1996	74	23	0	0.763	4	0
1997	75	29	0	0.721 *	5	1
1998	85	26	0	0.766	3	2
1999	73	37	0	0.664	2	1
2000	71	26	0	0.732	5	0
2001	59	45	0	0.567	4	0
2002	89	33	0	0.730	8	0
2003	61	48	0	0.560	4	0
2004	73	31	0	0.702 *	3	1
2005	62	38	0	0.620 *	4	0
2006	70	35	0	0.667	4	1
2007	66	44	1	0.599	5	0
2008	76	38	0	0.667	4	1
2009	73	39	0	0.652	6	0
2010	73	41	0	0.640	6	1
2011	73	44	0	0.624	6	1
2012	83	35	0	0.703	6	1
2013	79	25	0	0.760	7	3
2014	89	34	0	0.724	6	3
2015	70	40	0	0.636	6	2
2016	58	54	0	0.518	5	1
2017	79	39	0	0.669	7	2
2018	72	30	0	0.706	6	1
2019	83	40	0	0.675	8	3

\*= Incomplete Data

## BY WIN PERCENTAGE

Year	W	L	T	Pct	Playoff Teams	State Champs
1998	85	26	0	0.766	3	2
1996	74	23	0	0.763	4	0
2013	79	25	0	0.760	7	3
2000	71	26	0	0.732	5	0
2002	89	33	0	0.730	8	0
2014	89	34	0	0.724	6	3
1997	75	29	0	0.721 *	5	1
1994	77	32	0	0.706	4	0
2018	72	30	0	0.706	6	1
2012	83	35	0	0.703	6	1
2004	73	31	0	0.702 *	3	1
1995	76	35	0	0.685	5	0
2019	83	40	0	0.675	8	3
2017	79	39	0	0.669	7	2
2006	70	35	0	0.667	4	1
2008	76	38	0	0.667	4	1
1999	73	37	0	0.664	2	1
2009	73	39	0	0.652	6	0
2010	73	41	0	0.640	6	1
2015	70	40	0	0.636	6	2
1992	64	38	0	0.627	1	0
2011	73	44	0	0.624	6	1
2005	62	38	0	0.620 *	4	0
1988	63	39	1	0.617	3	0
1987	64	40	0	0.615	2	0
1990	64	41	0	0.610	1	1
1991	64	41	0	0.610	2	0
2007	66	44	1	0.599	5	0
1986	63	45	0	0.583	3	0
2001	59	45	0	0.567	4	0
2003	61	48	0	0.560	4	0
1983	54	42	5	0.559	1	0
1993	56	47	0	0.544	3	0
1985	52	46	2	0.530	2	0
2016	58	54	0	0.518	5	1
1984	50	49	2	0.505	2	0
1989	45	47	0	0.489	1	0

\*= Incomplete Data

### STRENGTH OF SCHEDULE EXPLAINED:

The Strength of Schedule is based on the opponents' Win-Loss records from previous season.

For example: 2019= Opponents' final Win-Loss records from 2018.

# 2019 TEAM STATS

Team Statistics	SIHS	OPP
SCORING	140	172
Points Per Game	28.0	34.4
Points Off Turnovers	27	63
FIRST DOWNS	84	84
Rushing	31	40
Passing	40	36
Penalty	13	8
RUSHING YARDAGE	536	931
Yards gained rushing	627	1051
Yards lost rushing	91	120
Rushing Attempts	140	171
Average Per Rush	3.8	5.4
Average Per Game	107.2	186.2
TDs Rushing	8	14
PASSING YARDAGE	988	966
Comp-Att-Int	67-136-7	63-121-5
Average Per Pass	7.3	8.0
Average Per Catch	14.7	15.3
Average Per Game	197.6	193.2
TDs Passing	8	7
TOTAL OFFENSE	1524	1897
Total Plays	276	292
Average Per Play	5.5	6.5
Average Per Game	304.8	379.4
KICK RETURNS: #-Yards	21-436	11-332
PUNT RETURNS: #-Yards	9-148	5-21
INT RETURNS: #-Yards	5-44	7-125
KICK RETURN AVERAGE	20.8	30.2
PUNT RETURN AVERAGE	16.4	4.2
INT RETURN AVERAGE	8.8	17.9
FUMBLES-LOST	10-6	5-3
PENALTIES-Yards	28-292	27-297
Average Per Game	58.4	59.4
PUNTS-Yards	18-611	24-779
Average Per Punt	33.9	32.5
Net punt average	31.7	26.3
KICKOFFS-Yards	28-1588	30-1432
Average Per Kick	56.7	47.7
Net kick average	32.7	29.9
TIME OF POSSESSION/Game	24:47	23:13
3RD-DOWN Conversions	19/52	20/56
3rd-Down Pct	37%	36%
4TH-DOWN Conversions	1/2	3/7
4th-Down Pct	50%	43%
SACKS BY-Yards	9-40	5-41
MISC YARDS	80	0
TOUCHDOWNS SCORED	18	24
FIELD GOALS-ATTEMPTS	5-10	2-3
ON-SIDE KICKS	0-0	0-0
RED-ZONE SCORES	(11-12) 92%	(17-19) 89%
RED-ZONE TOUCHDOWNS	(10-12) 83%	(15-19) 79%
PAT-ATTEMPTS	(13-16) 81%	(22-23) 96%
ATTENDANCE	0	0
Games/Avg Per Game	1/0	3/0
Neutral Site Games		1/0

Score by Quarters	1st	2nd	3rd	4th	OT	Total
SAINT IGNATIUS	23	25	58	34	0	140
Opponents	45	52	20	55	0	172



# 2019 RESULTS/OFFENSE

Date	Opponent	Score	Att.
Aug 31, 2019	vs LOYOLA ACADEMY	W 27-10	0
Sept 6, 2019	at MENTOR	L 31-38	0
Aug 31, 2019	at Archbishop Hoban	W 42-41	0
Sep 21, 2019	at DEMATHA CATHOLIC	L 0-42	0
Sep 28, 2019	NORTH CLARKSON	L 40-41	0
Oct 5, 2019	ROCKLEDGE, FLA		
Oct 12, 2019	at ST EDS		
Oct 19, 2019	vs ARCHBISHOP MOELLER		
Oct 26, 2019	ST. XAVIER		
Nov 2, 2019	WEST TORONTO PREP		

Rushing	gp	att	gain	loss	net	avg	td	lg	avg/g
WELCSH	5	65	316	15	301	4.6	3	28	60.2
CROSBY	5	25	119	9	110	4.4	0	22	22.0
HANNA	5	31	136	59	77	2.5	3	47	15.4
SIMCAK	1	10	42	3	39	3.9	1	8	39.0
SANTAGATA	1	4	7	0	7	1.8	0	4	7.0
CMIEL	5	2	7	2	5	2.5	0	7	1.0
Total	5	140	627	91	536	3.8	8	47	107.2
Opponents	5	171	1051	120	931	5.4	14	75	186.2

Passing	gp	effic	comp-att-int	pct	yds	td	lg	avg/g
HANNA	5	128.89	66-130-4	50.8	990	8	80	198.0
FRENCH	3	-63.36	1-5-2	20.0	-2	0	0	-0.7
CMIEL	5	-200.00	0-1-1	0.0	0	0	0	0.0
Total	5	119.41	67-136-7	49.3	988	8	80	197.6
Opponents	5	129.95	63-121-5	52.1	966	7	56	193.2

Receiving	gp	no.	yds	avg	td	lg	avg/g
COOK	5	20	255	12.8	4	40	51.0
CMIEL	5	15	317	21.1	2	80	63.4
LANG	5	10	154	15.4	0	34	30.8
WELCSH	5	6	54	9.0	0	17	10.8
DUNSTAN	3	5	51	10.2	0	18	17.0
FABE	1	4	36	9.0	0	11	36.0
CROSBY	5	2	43	21.5	1	30	8.6
DAUGSTRUP	3	2	23	11.5	0	16	7.7
SIMCAK	1	2	0	0.0	0	0	0.0
LASPINA	2	1	63	63.0	1	63	31.5
Total	5	67	996	14.9	8	80	199.2
Opponents	5	63	966	15.3	7	56	193.2

Field Goals	fg	pct.	01-19	20-29	30-39	40-49	50-99	lg	blk
MANGAN	5-10	50.0	0-0	1-1	0-1	2-4	2-4	56	0

Scoring	td	fg	kick	rush	rcv	pass	dxp	saf	pts
COOK	4	-	-	1-1	-	-	-	-	26
CMIEL	4	-	-	-	-	-	-	-	24
WELCSH	3	-	-	-	-	-	-	-	18
HANNA	3	-	-	-	-	1-1	-	-	18
MANGAN	-	5-10	1-1	-	-	-	-	-	16
MCCONVILLE	-	-	12-15	-	-	-	-	-	12
CROSBY	1	-	-	-	-	-	-	-	6
SIMCAK	1	-	-	-	-	-	-	-	6
LASPINA	1	-	-	-	-	-	-	-	6
SCHWITZGEBEL	1	-	-	-	-	-	-	-	6
LANG	-	-	-	-	1	-	-	-	2
Total	18	5-10	13-16	1-1	1	1-1	-	-	140
Opponents	24	2-3	22-23	0-1	-	-	-	-	172

Score by Quarters	1st	2nd	3rd	4th	OT	Total
SAINT IGNATIUS	23	25	58	34	0	140
Opponents	45	52	20	55	0	172

Record:	Overall	Home	Away	Neutral
All games	2-3	0-1	1-2	1-0
Conference	0-0	0-0	0-0	0-0
Non-Conference	2-3	0-1	1-2	1-0

Team Statistics	SIHS	OPP
FIRST DOWNS	84	84
Rushing	31	40
Passing	40	36
Penalty	13	8
RUSHING YARDAGE	536	931
Rushing Attempts	140	171
Average Per Rush	3.8	5.4
Average Per Game	107.2	186.2
TDs Rushing	8	14
PASSING YARDAGE	988	966
Comp-Att-Int	67-136-7	63-121-5
Average Per Pass	7.3	8.0
Average Per Catch	14.7	15.3
Average Per Game	197.6	193.2
TDs Passing	8	7
TOTAL OFFENSE	1524	1897
Average Per Play	5.5	6.5
Average Per Game	304.8	379.4
KICK RETURNS: # Yards	21-436	11-332
PUNT RETURNS: # Yards	9-148	5-21
INT RETURNS: # Yards	5-44	7-125
FUMBLES-LOST	10-6	5-3
PENALTIES-Yards	28-292	27-297
PUNTS-AVG	18-33.9	24-32.5
TIME OF POSSESSION/Game	24:47	23:13
3RD-DOWN Conversions	19/52	20/56
4TH-DOWN Conversions	1/2	3/7

Interceptions	no.	yds	avg	td	lg
KINZEL	2	0	0.0	0	0
WELCSH	1	0	0.0	0	0
DAUGENTI	1	24	24.0	0	24
CMIEL	1	20	20.0	0	20

Punting	no.	yds	avg	lg	tb	fc	i20	50+	blk
MANGAN	18	611	33.9	56	1	3	3	1	0

Punt Returns	no.	yds	avg	td	lg
COOK	6	100	16.7	0	43
E HANNA	1	15	15.0	0	0
DEVENGENCIE	1	8	8.0	0	8
HARTLEY	1	25	25.0	0	0
CMIEL	0	0	0.0	0	0
Total	9	148	16.4	0	43
Opponents	5	21	4.2	0	8

Kick Returns	no.	yds	avg	td	lg
CMIEL	15	378	25.2	1	85
DEVENGENCIE	2	36	18.0	0	21
SPEAR	1	3	3.0	0	3
MORGAN	1	20	20.0	0	20
LASPINA	1	-1	-1.0	0	0
LANG	1	0	0.0	0	0
Total	21	436	20.8	1	85
Opponents	11	332	30.2	1	96

All Purpose	g	rush	rcv	pr	kr	ir	total	avg/g
CMIEL	5	5	317	0	378	20	800	160.0
WELCSH	5	301	54	0	0	0	355	71.0
COOK	5	0	255	100	0	0	355	71.0
LANG	5	0	154	0	0	0	154	30.8
CROSBY	5	110	43	0	0	0	153	30.6
Total	5	536	996	148	436	44	2240	448.0
Opponents	5	931	966	21	332	125	2375	475.0

Total Offense	g	plays	rush	pass	total	avg/g
HANNA	5	161	77	990	1067	213.4
WELCSH	5	65	301	0	301	60.2
CROSBY	5	25	110	0	110	22.0
SIMCAK	1	10	39	0	39	39.0
SANTAGATA	1	4	7	0	7	7.0
Total	5	276	536	988	1524	304.8

# 2019 DEFENSIVE STATS



## 2019 ST. IGNATIUS HIGH SCHOOL FOOTBALL SAINT IGNATIUS Overall Defensive Statistics (as of Sep 29, 2019) All games



#	Defensive Leaders	gp	Tackles				Sacks no-yds	Pass defense			Fumbles		blkd	
			ua	a	tot	tfl/yds		int-yds	brup	qbh	rcv-yds	ff	kick	saf
45	HUBBARD	5	24	7	27.5	5.5-21	2.0-5	.	.	1	2-0	.	.	.
22	HARTLEY	5	16	10	21.0	2.0-3	.	.	2	.	.	.	2	.
48	CONWAY	4	16	5	18.5	2.0-8	1.0-6	.	.	.	.	.	.	.
51	FRANCZ	4	15	6	18.0	1.0-4	.	.	.	.	.	1	.	.
3	DAUGENTI	5	16	2	17.0	2.5-3	.	1-24	4	.	.	.	1	.
19	E HANNA	4	13	2	14.0	1.0-5	.	.	1	.	.	.	1	.
34	WELCSH	5	10	5	12.5	1.0-3	.	1-0	.	.	.	.	.	.
63	ADLER	4	11	3	12.5	4.5-16	1.5-6	.	.	.	.	1	.	.
97	GERACE	4	9	6	12.0	5.0-19	2.5-14	.	.	.	.	.	.	.
37	VELOTTA	3	6	9	10.5	3.5-10	0.5-3	.	1	.	.	1	.	.
28	KINZEL	5	7	3	8.5	0.5-2	.	2-0	3	.	.	.	.	.
44	MCNAMARA	1	7	2	8.0	4.5-12	1.0-4	.	.	.	.	.	.	.
8	CMIEL	5	7	.	7.0	.	.	1-20	1	.	.	.	.	.
14	CHIME	3	5	2	6.0	.	.	.	.	.	.	.	.	.
TM	TEAM	4	4	.	4.0	.	.	.	.	.	.	.	.	.
21	SNYDER	2	4	.	4.0	.	.	.	.	.	.	.	.	.
62	LEVERT	4	3	2	4.0	0.5-2	0.5-2	.	.	.	1-0	.	.	.
29	DEVENGENCIE	2	3	.	3.0	1.0-3	.	.	.	.	.	.	.	.
46	LAIR	2	2	1	2.5	.	.	.	.	.	.	.	.	.
91	LASPINA	2	2	1	2.5	.	.	.	.	.	.	.	.	.
35	MATHEWS	2	2	.	2.0	.	.	.	.	.	.	.	.	.
5	COOK	5	2	.	2.0	.	.	.	.	.	.	.	.	.
80	DAUGSTRUP	3	2	.	2.0	.	.	.	.	.	.	.	.	.
54	CRUMMIE	2	.	3	1.5	0.5-1	.	.	.	.	.	.	.	.
6	MANGAN	5	1	.	1.0	.	.	.	.	.	.	.	.	.
53	WATTERS	1	1	.	1.0	.	.	.	.	.	.	.	.	.
27	WALDRON	1	1	.	1.0	.	.	.	.	.	.	.	.	.
25	CROSBY	5	1	.	1.0	.	.	.	.	.	.	.	.	.
33	CORTE	1	.	1	0.5	.	.	.	.	.	.	.	.	.
70	KEANE	1	.	.	.	.	.	.	1	.	.	.	.	.
Total		5	190	70	225.0	35-112	9-40	5-44	13	1	3-0	3	4	.
Opponents		5	166	6	169.0	18-76	5-41	7-125	6	.	6-35	2	2	.

### STATS COURTESY OF:

Mike Schum '89, Pat Goetz '89,  
Keith Johnson '89, Ryan Stefan '94,  
Jimmy Byrne '14

# TEAM PICTURE



## THE 2019 SAINT IGNATIUS VARSITY FOOTBALL TEAM

**FRONT ROW (sitting):** #23 Daniel Finnan, #30 Calum Campolieti, #31 John Foliano, #47 Jack Norris, #2 Michael Simcak, #25 James Crosby, #32 Vincent Fagnilli, #20 Anthony Santagata, #58 Kevin Kempffer, #41 Patrick Kotek, #5 Henry Cook

**SECOND ROW (kneeling):** #59 John Lenhard, #27 Ryan Waldron, #7 Jaxon French, #46 Braeden Lair, #21 Chris Snyder, #11 Steven Bodamer, #49 Cole Smith, #6 Declan Mangan, #16 Jack Dunstan, #22 Merick Hartley, #15 Sean Cook, #28 Charlie Kinzel, #43 Matthew Oleksik, #9 Michael Morgan, #40 San Kempton

**THIRD ROW (standing):** #78 Alec Gottschalk, #92 Jaylyn Norris, #50 Matthew Kall, #83 Jimmy Spear, #36 Colin MacMillan, #73 Connor Kinney, #81 Charlie Spurrier, #82 John Becker, #24 Domenic Fabe, #14 Andrew Chime, #76 Jake Reed, #35 Christopher Mathews, #4 Rory McConville, #39 Jacob Davis, #29 Dominic DeVengencie, #34 Jack Welcsh, #94 Gavin Moore










**FOURTH ROW (standing):** #8 Connor Cmiel, #44 Michael McNamara, #97 Anthony Gerace, #54 Aidan Crummie, #10 Griffin Hanna, #19 Emmett Hanna, #51 Connor Francz, #3 Erik Daugenti, #48 Aidan Conway, #17 Colin Wiehn, #18 Pat Keane, #62 Rico Levert, #55 Christopher Speelman, #12 Alec LaSpina

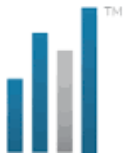
**FIFTH ROW (standing on the right, between 4th row and top row):** #53 Max Watters, #37 Nick Velotta, #13 Billy Spear, #85 Timothy Lewis

**BACK ROW (standing):** #33 Michael Corte, #84 Sebestyen Balassy, #70 Owen Keane, #63 Bennett Adler, #86 Nick Lamirand, #45 Aidan Hubbard, #91 Luca LaSpina, #79 Ben Kormos, #66 Gus Salopek, #80 Sam Daugstrup, #42 Jake Lang, #88 Jonathan McNeil, #56 Carter Zimmerman, #64 Tony Georges, #71 Nick Schwitzgebel, #52 Ashton Montgomery (Not in picture: #26 Adam Ormstead)



# COMPOSITE SCHEDULE

Opponent	Aug 23/24	Aug 29/30/31	Sept 6/7	Sept 13/14	Sept 20/21	Sept 27/28	Oct 4/5	Oct 11/12	Oct 18/19	Oct 25/26	Nov 1/2
Loyola Academy RAMBLERS			New Trier (IL) TREVIAN W, 34-3	St. Rita (IL) MUSTANGS W, 24-7	Chicago Mt. Carmel (IL) CARAVAN L, 14-17	Saint Ignatius Prep (IL) WOLFPACK W, 58-6	Brother Rice (IL) CRUSADERS	Benet Academy (IL) REDWINGS	Marian Central Catholic (IL) HURRICANES	Marist (IL) REDHAWKS	BYE
Mentor CARDINALS		St. Edward EAGLES W, 29-28		Clarkson FOOTBALL NORTH W, 28-15	Elyria PIONEERS W, 73-0	Medina BEES W, 63-7	Solon COMETS	Brunswick BLUE DEVILS	Shaker Hts RED RAIDERS	Euclid PANTHERS	Strongsville MUSTANGS
Archbishop Hoban KNIGHTS		Harrisburg (PA) COUGARS W, 42-12	Cardinal Mooney CARDINALS W, 49-0		West Toronto Prep (ONT) SQUAD W, 49-13	St. Vincent-St. Mary FIGHTING IRISH W, 30-0	Benedictine BENGALS	Lake Catholic COUGARS	Padua BRUINS	Walsh Jesuit WARRIORS	Notre Dame-Cathedral Latin LIONS
DeMatha Catholic STAGS	Saint John Bosco (CA) BRAVES L, 7-35	Imhotep Charter (PA) PANTHERS W, 34-6	BYE	Avalon (MD) BLACK KNIGHTS W, 33-0		Life Christian Academy (VA) EAGLES W, 36-0	Washington Friendship Academy (DC) KNIGHTS	BYE	Gonzaga (DC) EAGLES	Our Lady of Good Counsel (MD) FALCONS	Washington Saint John's (DC) CADETS
Clarkson FOOTBALL NORTH	Erie Cathedral Prep (PA) RAMBLERS L, 34-53	BYE	BYE	Mentor CARDINALS L, 15-28	Lorain TITANS W, 32-22		IMG Academy (FL) Blue	Cincinnati St. Xavier BOMBERS	St. Edward EAGLES	Elder PANTHERS	Saint Frances Academy (MD)
Rockledge RAIDERS	Ware County (GA) GATORS W, 19-7	Lincoln (FL) TROJANS W, 34-20	Columbia (GA) EAGLES <i>CANCELED (Hurricane)</i>	Eau Gallie (FL) COMMODORES W, 42-6	Viera (FL) HAWKS W, 20-6	Atlantic (FL) SHARKS W, 41-0		Merritt Island (FL) MUSTANGS	Palm Bay (FL) PIRATES	BYE	Cocoa (FL) TIGERS
St. Edward EAGLES		Mentor CARDINALS L, 28-29	Detroit Cass Tech (MI) TECHNICIANS W, 41-20	Erie Cathedral Prep (PA) RAMBLERS W, 21-14	Cincinnati Elder PANTHERS W, 42-25	Winton Woods WARRIORS W, 51-31	Buchtel GRIFFINS		Clarkson FOOTBALL NORTH	Cincinnati Archbishop Moeller CRUSADERS	National Christian Academy (MD)
Cincinnati Archbishop Moeller CRUSADERS		Indianapolis Cathedral (IN) FIGHTING IRISH L, 0-28	Louisville Trinity (KY) SHAMROCKS L, 0-41	Lexington Lafayette (KY) GENERALS W, 68-7	Winton Woods WARRIORS L, 0-34	Cincinnati St. Xavier BOMBERS L, 24-27	Cincinnati LaSalle LANCERS	Cincinnati Elder PANTHERS		St. Edward EAGLES	Canada Prep Academy
Cincinnati St. Xavier BOMBERS		Brownsville (IN) BULLDOGS W, 38-17	Cincinnati Colerain CARDINALS W, 21-14	Penn (IN) KINGSMEN W, 37-7	Indianapolis Cathedral (IN) FIGHTING IRISH W, 41-37	Cincinnati Archbishop Moeller CRUSADERS W 27-24	Cincinnati Elder PANTHERS	Clarkson FOOTBALL NORTH	Cincinnati LaSalle LANCERS		Louisville (KY) St. Xavier TIGERS
West Toronto Prep SQUAD	Laurel St. Vincent Pallotti (MD) PANTHERS L, 0-20	Erie Cathedral Prep (PA) RAMBLERS L, 12-47	BYE	Erie (PA) ROYALS L, 0-22	Archbishop Hoban KNIGHTS L, 13-49	Brentwood Academy (TN) EAGLES L, 0-40	New Philadelphia QUAKERS	Erie McDowell (PA) TROJANS	Warren Harding RAIDERS	BYE	



**CLEVELAND HOME TITLE**  
INSURING A CLEAR PAST FOR YOUR FUTURE



**Insurance Consultants Group, LLC**

20180 Center Ridge Road, Rocky River, OH 44116



Corner of Crocker and Center Ridge Roads in Westlake. See [KolickJewelers.com](http://KolickJewelers.com)