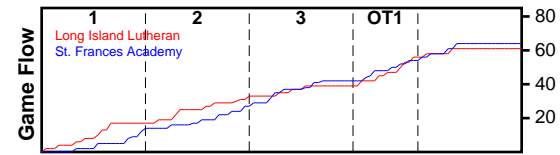


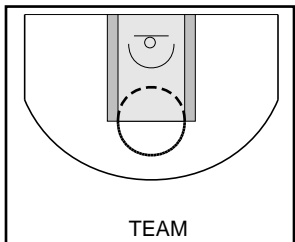
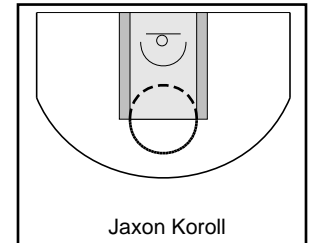
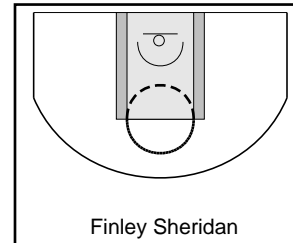
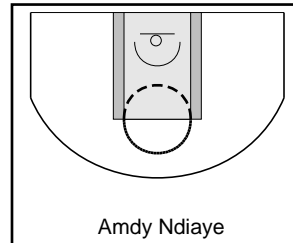
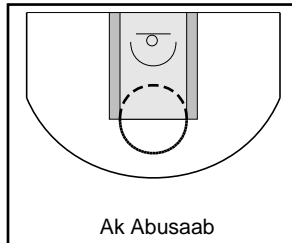
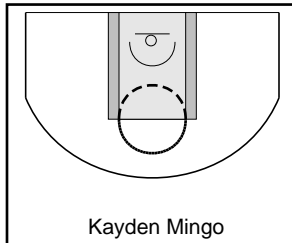
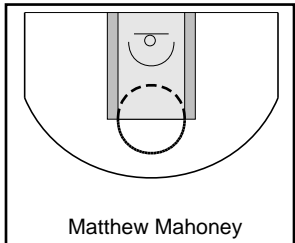
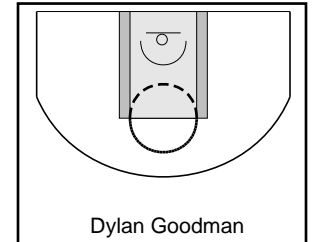
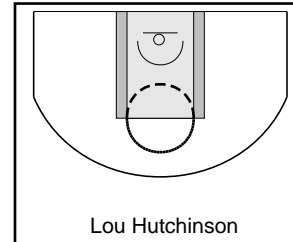
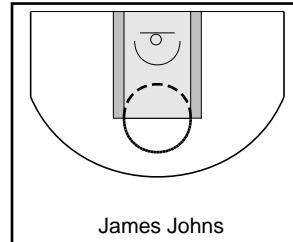
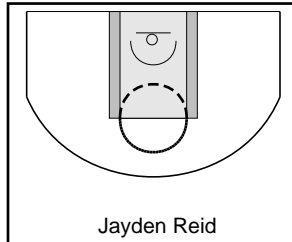
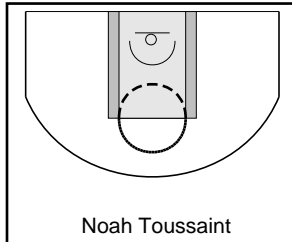
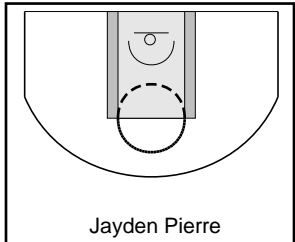
Long Island Lutheran

	1	2	3	OT1	T
Long Island	17	14	8	22	61
St. Frances	12	15	15	22	64



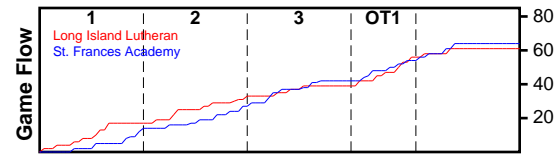
3/12/22 Long Island Lutheran at St. Frances Academy Game 11

#	Name	G	MIN	PTS	FGM	FGA	FG%	2PM	2PA	2P%	3PM	3PA	3P%	FTM	FTA	FT%	OREB	DREB	REB	AST	STL	DFL	BLK	TO	PF	PM	CHG	A/T	GmSc
1	Jayden Pierre	1	22	9	3	6	0.500	2	4	0.500	1	2	0.500	2	2	1.000	-	3	3	5	1	-	-	2	4	2	-	2.5	7.8
2	Noah Toussaint	-	-	0	0	0	-	-	-	-	-	-	-	-	-	-	-	-	0	-	-	-	-	-	-	-	-	-	-
3	Jayden Reid	1	32	28	9	17	0.529	5	6	0.833	4	11	0.364	6	6	1.000	1	2	3	1	1	-	-	3	4	-3	-	0.3	18.1
4	James Johns	-	-	0	0	0	-	-	-	-	-	-	-	-	-	-	-	-	0	-	-	-	-	-	-	-	-	-	-
5	Lou Hutchinson	1	27	7	2	6	0.333	-	1	0.000	2	5	0.400	1	2	0.500	-	3	3	1	2	-	-	3	1	2	-	0.3	3.4
10	Dylan Goodman	1	11	0	0	3	0.000	-	1	0.000	-	2	0.000	-	-	-	1	-	1	2	-	-	-	1	-	1	-	2.0	-1.0
11	Matthew Mahoney	1	4	0	0	0	-	-	-	-	-	-	-	-	-	-	-	-	0	-	-	-	-	1	2	-1	-	0.0	-1.8
12	Kayden Mingo	-	-	0	0	0	-	-	-	-	-	-	-	-	-	-	-	-	0	-	-	-	-	-	-	-	-	-	-
13	Ak Abusaab	1	4	0	0	0	-	-	-	-	-	-	-	-	-	-	1	-	1	-	-	-	-	1	-	-3	-	0.0	-0.3
20	Amy Ndiaye	1	13	1	0	1	0.000	-	1	0.000	-	-	-	1	2	0.500	1	5	6	-	-	-	-	1	1	-1	-	0.0	0.7
21	Finley Sheridan	1	26	4	2	4	0.500	2	2	1.000	-	2	0.000	-	-	-	-	5	5	1	1	-	2	1	1	-10	-	1.0	5.2
25	Jaxon Koroll	1	22	12	6	6	1.000	6	6	1.000	-	-	-	-	2	0.000	3	5	8	1	1	-	-	1	2	1	-	1.0	12.9
	TEAM	1	-	0	0	0	-	-	-	-	-	-	-	-	-	-	-	-	0	-	-	-	-	5	-	-	-	0.0	-5.0
	TOTALS	1	32	61	22	43	0.512	15	21	0.714	7	22	0.318	10	14	0.714	7	23	30	11	6	-	2	19	15	-3	-	0.6	40.0



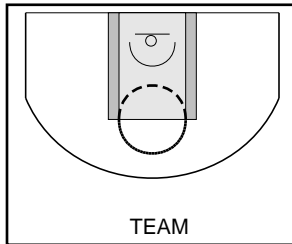
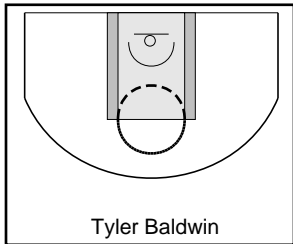
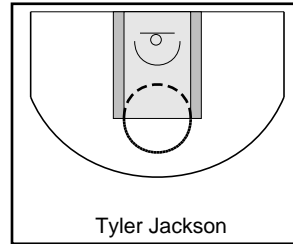
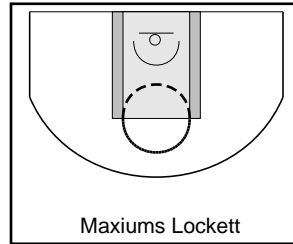
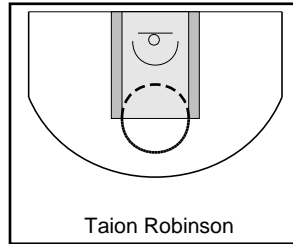
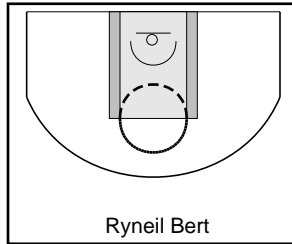
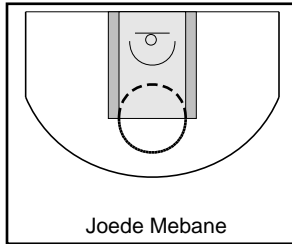
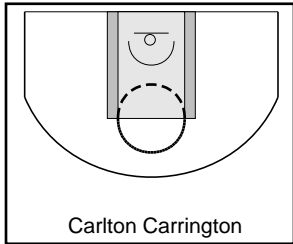
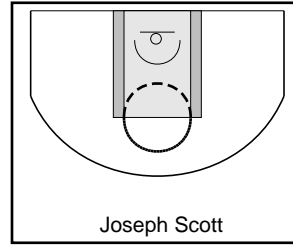
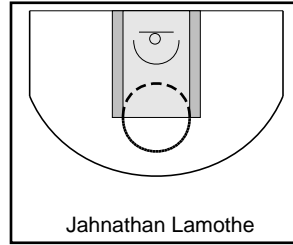
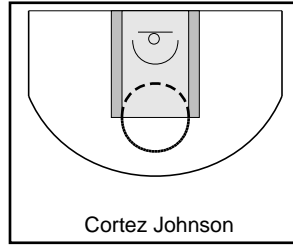
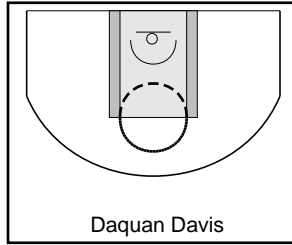
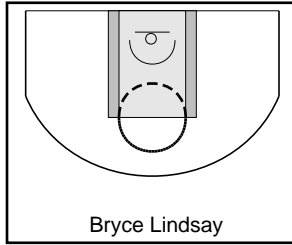
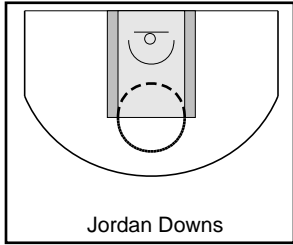
St. Frances Academy

	1	2	3	OT1	T
Long Island	17	14	8	22	61
St. Frances	12	15	15	22	64



3/12/22 Long Island Lutheran at St. Frances Academy Game 11

#	Name	G	MIN	PTS	FGM	FGA	FG%	2PM	2PA	2P%	3PM	3PA	3P%	FTM	FTA	FT%	OREB	DREB	REB	AST	STL	DFL	BLK	TO	PF	PM	CHG	A/T	GmSc
0	Jordan Downs	1	13	11	4	8	0.500	1	3	0.333	3	5	0.600	-	-	-	-	1	1	1	1	-	-	-	2	15	-	-	8.2
2	Bryce Lindsay	1	27	11	2	10	0.200	2	6	0.333	-	4	0.000	7	7	1.000	-	1	1	2	1	-	-	2	3	-7	-	1.0	4.3
3	Daquan Davis	-	-	0	0	0	-	-	-	-	-	-	-	-	-	-	-	-	0	-	-	-	-	-	-	-	-	-	-
4	Cortez Johnson	1	20	4	2	4	0.500	2	4	0.500	-	-	-	-	-	-	1	3	4	1	1	-	-	1	-	-4	-	1.0	4.3
5	Jahnathan Lamothe	1	20	5	1	6	0.167	-	2	0.000	1	4	0.250	2	4	0.500	-	2	2	2	-	-	-	1	-	-2	-	2.0	1.4
10	Joseph Scott	1	11	2	1	4	0.250	1	4	0.250	-	-	-	-	2	0.000	2	3	5	-	-	-	-	1	1	5	-	0.0	-0.3
11	Carlton Carrington	1	23	7	2	9	0.222	1	5	0.200	1	4	0.250	2	4	0.500	1	2	3	2	-	-	-	-	1	-2	-	-	3.0
12	Joede Mebane	-	-	0	0	0	-	-	-	-	-	-	-	-	-	-	-	-	0	-	-	-	-	-	-	-	-	-	-
13	Ryneil Bert	1	13	0	0	2	0.000	-	2	0.000	-	-	-	-	-	-	2	2	4	2	-	-	-	2	3	-1	-	1.0	-1.2
15	Taion Robinson	1	21	13	4	6	0.667	4	6	0.667	-	-	-	5	6	0.833	4	-	4	-	1	-	-	-	2	5	-	-	13.0
21	Maxiums Lockett	-	-	0	0	0	-	-	-	-	-	-	-	-	-	-	-	-	0	-	-	-	-	-	-	-	-	-	-
24	Tyler Jackson	1	16	11	4	7	0.571	2	4	0.500	2	3	0.667	1	1	1.000	2	1	3	4	1	-	-	-	2	10	-	-	12.4
30	Tyler Baldwin	1	3	0	0	1	0.000	-	1	0.000	-	-	-	-	-	-	1	-	1	-	-	-	-	-	-	-4	-	-	0.0
	TEAM	1	-	0	0	0	-	-	-	-	-	-	-	-	-	-	-	-	0	-	-	-	-	6	-	-	-	0.0	-6.0
	TOTALS	1	32	64	20	57	0.351	13	37	0.351	7	20	0.350	17	24	0.708	13	15	28	14	5	-	-	13	14	3	-	1.1	39.1



Game Summary Comparison

Statistic	Long Island Lutheran	St. Frances Academy
Points	61	64
<i>Field Goals</i>	22 / 43	20 / 57
<i>2 Point</i>	15 / 21	13 / 37
<i>3 Point</i>	7 / 22	7 / 20
<i>Free Throws</i>	10 / 14	17 / 24
Assists	11	14
Rebounds	30	28
<i>Offensive</i>	7	13
<i>Defensive</i>	23	15
Blocks	2	-
Steals	6	5
Deflections	-	-
Turnovers	19	13
Charges Taken	-	-
Personal Fouls	15	14
Technical Fouls	-	-

Long Island Lutheran



St. Frances Academy



Long Island Lutheran Turnovers

Period	Clock	Player	Turnover Type
1st Period	4:59	#1 Jayden Pierre	Other
1st Period	1:09	#10 Dylan Goodman	Other
1st Period	1:07	Team	Steal
2nd Period	1:59	#3 Jayden Reid	Other
3rd Period	7:05	#25 Jaxon Koroll	Other
3rd Period	6:29	#1 Jayden Pierre	Other
3rd Period	6:08	Team	Steal
3rd Period	6:05	#5 Lou Hutchinson	Other
3rd Period	4:17	#5 Lou Hutchinson	Other
3rd Period	4:14	Team	Steal
3rd Period	3:53	#3 Jayden Reid	Other
3rd Period	2:35	#11 Matthew Mahoney	Other
3rd Period	2:10	Team	Steal
3rd Period	2:09	#3 Jayden Reid	Other
3rd Period	2:03	#21 Finley Sheridan	Other
3rd Period	0:53	#13 Ak Abusaab	Other
3rd Period	0:07	#20 Amdy Ndiaye	Other
4th Period	6:25	Team	Steal
4th Period	6:22	#5 Lou Hutchinson	Other

Long Island Lutheran Fouls

Period	Clock	Player	Foul
1st Period	3:29	#1 Jayden Pierre	Pushing (Def)
1st Period	0:45	#20 Amdy Ndiaye	Blocking (Def)
2nd Period	6:08	#25 Jaxon Koroll	Blocking (Def)
2nd Period	4:06	#1 Jayden Pierre	Reaching in (Def)
2nd Period	4:06	#1 Jayden Pierre	Adjustment (Added)
3rd Period	6:04	#5 Lou Hutchinson	Reaching in (Def)
3rd Period	5:13	#1 Jayden Pierre	Blocking (Def)
3rd Period	4:13	#11 Matthew Mahoney	Reaching in (Def)
3rd Period	3:37	#25 Jaxon Koroll	Blocking (Def)
3rd Period	2:08	#11 Matthew Mahoney	Blocking (Def)
3rd Period	1:21	#3 Jayden Reid	Blocking (Def)
4th Period	6:38	#21 Finley Sheridan	Blocking (Def)
4th Period	4:59	#3 Jayden Reid	Pushing (Def)
4th Period	3:24	#3 Jayden Reid	Reaching in (Def)
4th Period	0:00	#3 Jayden Reid	Blocking (Def)

St. Frances Academy Turnovers

Period	Clock	Player	Turnover Type
1st Period	5:19	#4 Cortez Johnson	Other
1st Period	5:17	Team	Steal
1st Period	2:42	#13 Ryneil Bert	Other
1st Period	2:39	Team	Steal
1st Period	2:24	#13 Ryneil Bert	Other
1st Period	2:23	Team	Steal
3rd Period	7:44	#2 Bryce Lindsay	Other
3rd Period	7:43	Team	Steal
3rd Period	3:59	#5 Jahnathan Lamothe	Other
3rd Period	3:54	Team	Steal
3rd Period	2:21	#2 Bryce Lindsay	Other
3rd Period	2:19	Team	Steal

St. Frances Academy Fouls

Period	Clock	Player	Foul
1st Period	6:37	#11 Carlton Carrington	Pushing (Def)
1st Period	4:27	#2 Bryce Lindsay	Blocking (Def)
1st Period	1:38	#0 Jordan Downs	Blocking (Def)
2nd Period	7:01	#13 Ryneil Bert	Tripping (Def)
2nd Period	0:53	#13 Ryneil Bert	Reaching in (Def)
2nd Period	0:27	#0 Jordan Downs	Reaching in (Def)
3rd Period	1:03	#10 Joseph Scott	Tripping (Off)
4th Period	5:47	#13 Ryneil Bert	Tripping (Def)
4th Period	4:33	#24 Tyler Jackson	Blocking (Def)
4th Period	4:05	#2 Bryce Lindsay	Blocking (Def)
4th Period	3:05	#15 Taion Robinson	Blocking (Def)
4th Period	2:51	#15 Taion Robinson	Blocking (Def)
4th Period	2:51	#2 Bryce Lindsay	Blocking (Def)
4th Period	2:09	#24 Tyler Jackson	Blocking (Def)