

Stillwater Basketball Live Streaming Guide

Stand Suggestion:

[45inch Tripod](#)



Streaming Device Suggestions:

1) GoPro

[GoPro 8](#)

[GoPro 9](#)

2) Mobile Phone or Tablet

Placement Suggestions:

PAC:

- Midcourt in the stands
- GoPro on Superview (widest view)

High School:

- Place camera in the corner (leave plenty of space from the court)
- GoPro on wide view (2nd to widest)

Live Stream with GoPro

1. Open the GoPro app and tap the camera icon in the bottom left corner of the screen.

2. Now tap the blue button in the center of the screen: **Control Your GoPro.**

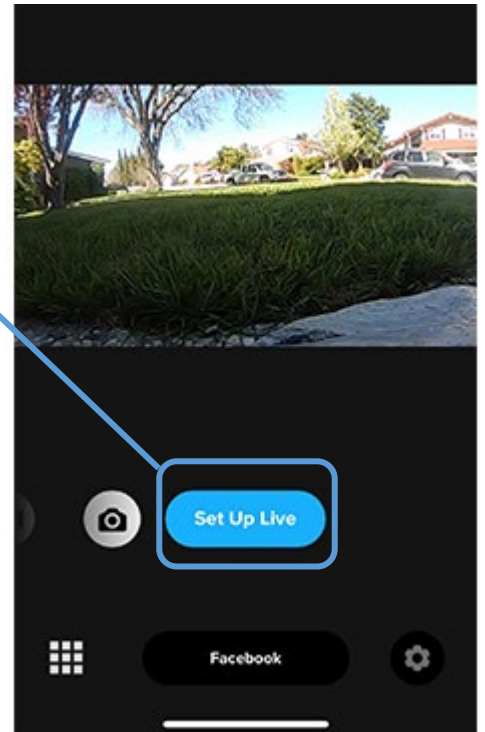
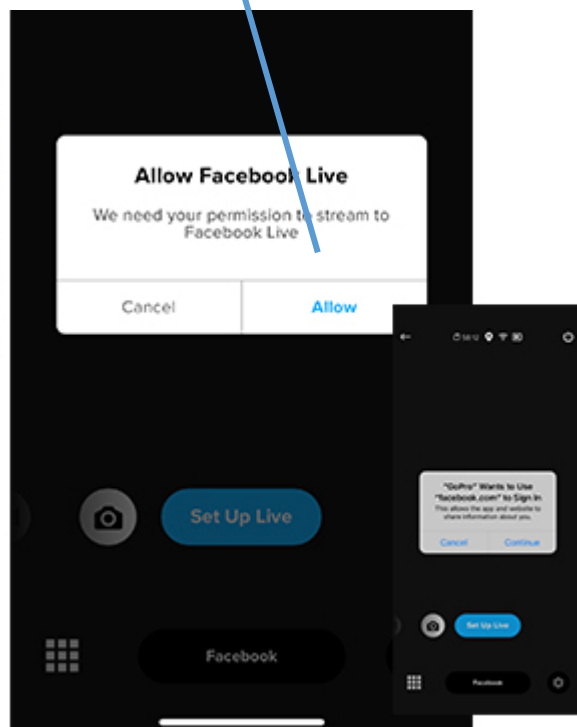
3. Scroll through the icons on the bottom of the screen and tap on **Live**.



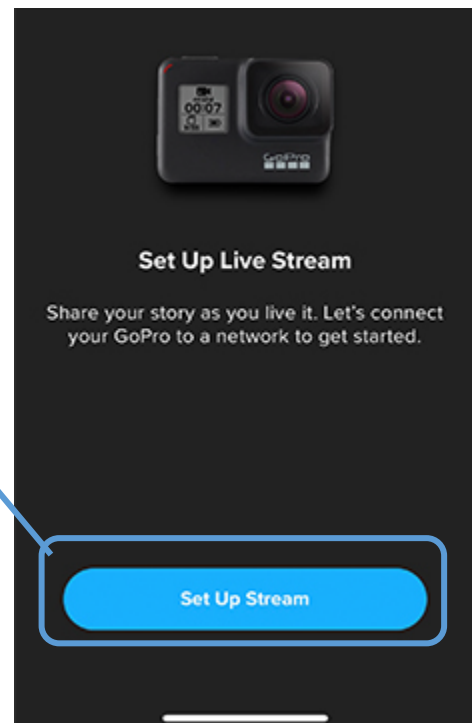
4. That icon will become a blue button that says **Set Up Live**. Underneath it you should see Facebook is listed.

5. Now tap on **Set Up Live**.

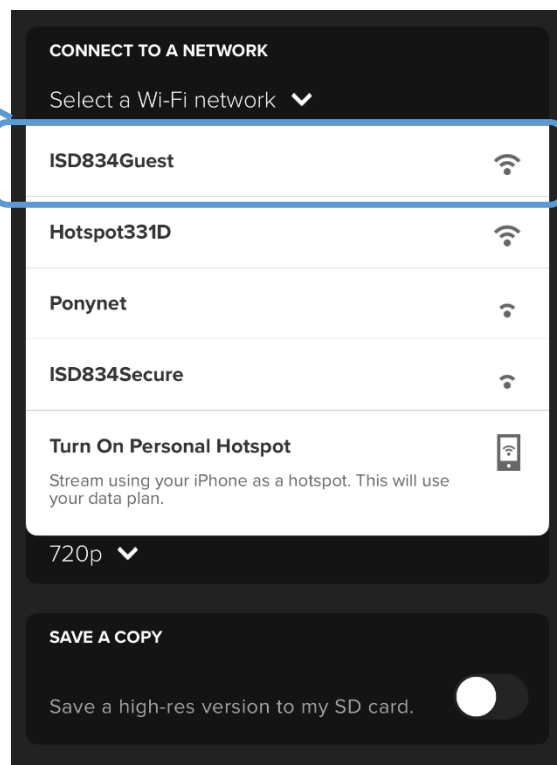
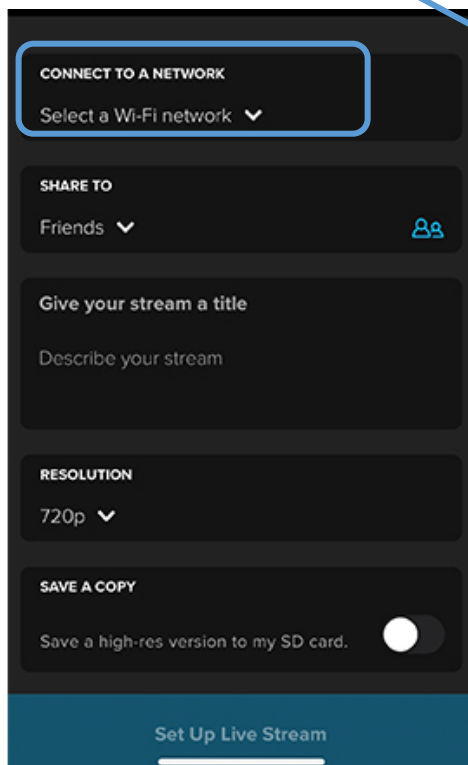
6. Allow permissions and connect your Facebook account.



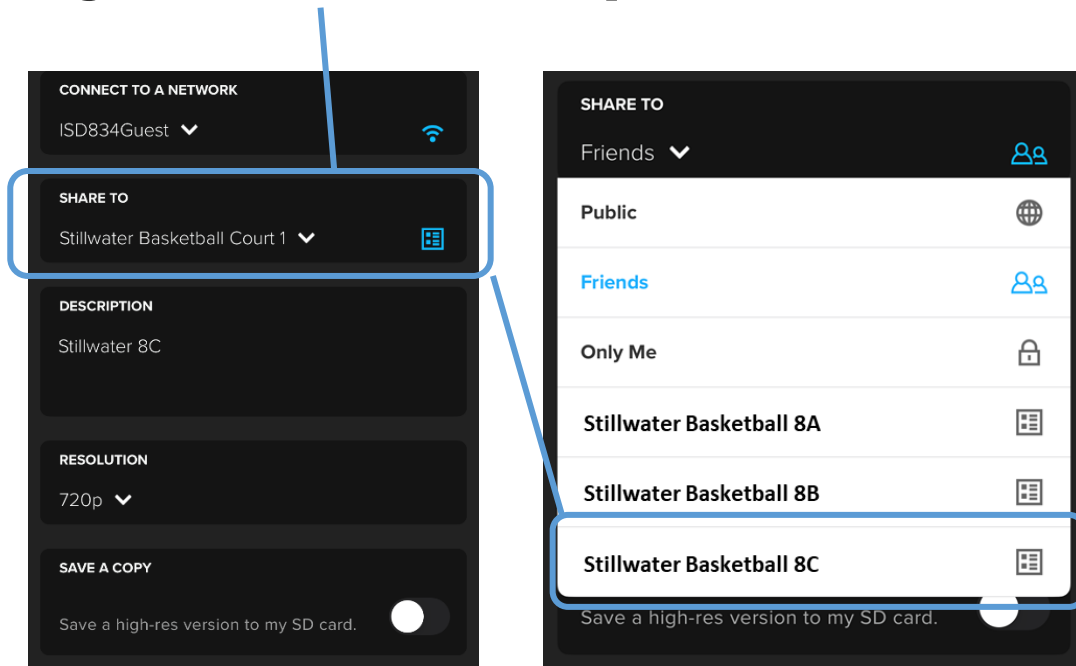
7. A new screen will appear. Tap the blue button: **Set Up Stream**.



8. Another screen will appear to set up your live stream. At the top, choose to connect to the school's **ISD834Guest**.



9. Choose your team's Facebook page from the sharing settings in the 'Share To' dropdown.



-If your team does not show up, contact donniefellows@hotmail.com to be added as an administrator and enable live streaming

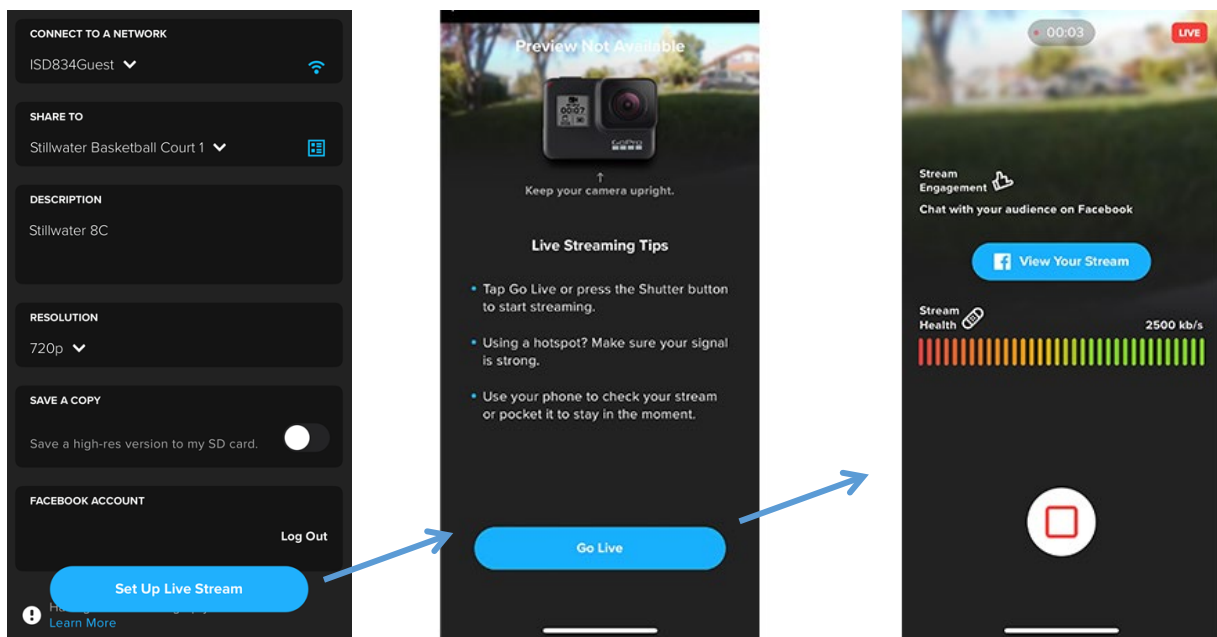
10. *Optional*: Give the stream a title and a short description.

11. Choose 720p resolution.

12. There is no need to save your stream to your SD card (you can always view the archive on Facebook).

13. Tap 'Set Up Live Stream' and then 'Go Live' or press the Shutter button to start live streaming.

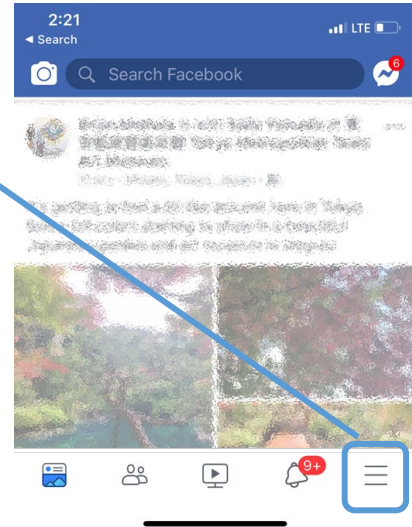
14. You can now close the app on your phone. Press the shutter button when you are ready to stop the stream.



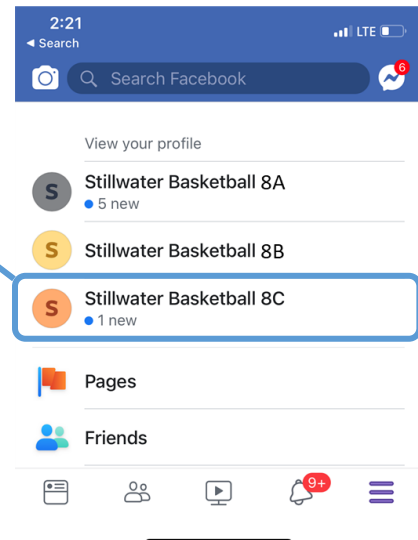
Live Stream with the Facebook App

from any smartphone or tablet

1. Press the **'hamburger menu'** in the bottom right corner.

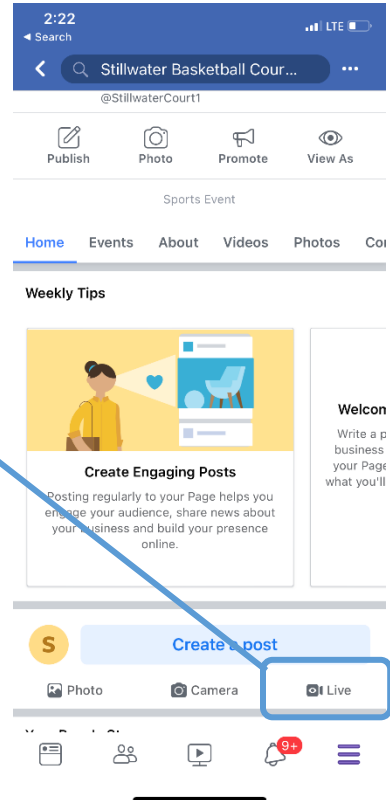


2. Select your team's **Facebook Page**.

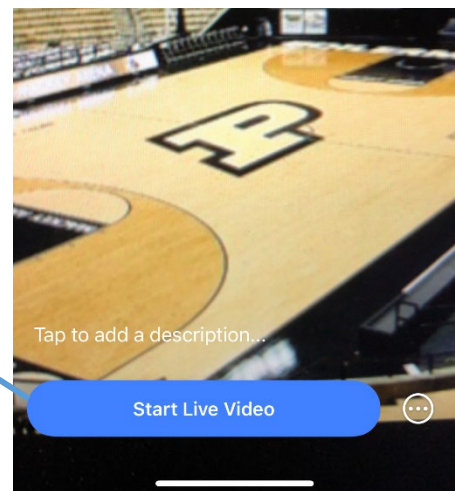


-If your team does not show up, contact donniefellows@hotmail.com to be added as an administrator and enable live streaming.

3. Tap the **Live** button at the bottom of the post composer.



4. Tap **Start Live Video**.



Tap **Finish** when you want to end your broadcast.