

SAINT IGNATIUS
FOOTBALL



@SIHSSports



sihsathletics



sihssports



2018 GAME NOTES
WEEK SEVEN:
WEST TORONTO PREP

THE MATCHUP



**WEST
TORONTO
PREP**

at



**Saint Ignatius
WILDCATS**

**October 6, 2018
Brooklyn High School
Kickoff: 7 p.m.**

Saint Ignatius Schedule

Date	Opponent	Time/Score
8/25	vs. Archbishop Hoban	L, 14-21
9/1	vs. Mentor	L, 7-28
9/7	@ Euclid	W, 21-6
9/14	@ COF Academy	W, 35-0
9/22	vs. Cincinnati Elder	W, 17-7
9/29	vs. Clarkson Football North	W, 45-13
10/6	vs. West Toronto Prep	7 p.m.
10/13	vs. Archbishop Moeller	2 p.m.
10/20	@ St. Xavier	2 p.m.
10/26	vs. St. Edward	7 p.m.

Follow the Wildcats on social media for full coverage of every Saint Ignatius team.



@SIHSSports



sihsathletics



sihssports

Team Information

Saint Ignatius High School: 4-2
OHSAA Division I, Region 1
Head Coach: Chuck Kyle '69
Record at School: 349-89-1
Overall Record: 349-89-1

West Toronto Prep: 0-5
OHSAA Division III equivalent
Toronto, Ontario (Canada)
Head Coach: O'Neil Wilson
Record at School: 0-5
Overall Record: 1-8

Media Information

For information and credential requests, contact:
Joe Ginley '12
Communications Coordinator for Athletics
(P): 216-651-0222 x242
email: jginley@ignatius.edu
For full coverage of the Wildcats, visit ignatiuswildcats.com.

Broadcast Information

Saint Ignatius Broadcasting Network

Play-by-Play: Zack Strom '19
Color Analyst: Jack O'Rourke '20
Moderator: Jeff McCormick '83
(P): 216-651-0222 x228
email: jmccormick@ignatius.edu



And also visit ... ignatiuswildcats.com

ABOUT THE WILDCATS ...

A Look Back ... Oct. 6, 1984

Saint Ignatius football was not always a respected powerhouse.

Entering a showdown with Lake Catholic on October 6, 1984, the Wildcats possessed a 5-0 record, but were not ranked in the state-wide Associated Press poll. On the flipside, the Cougars boasted a 4-0 mark and the No. 6 spot in the poll.

The Wildcats showed they belonged in a 31-7 blowout of Lake in a stunning win in front of a large crowd at Mentor Memorial Stadium.

In the next day's Plain Dealer, the legendary sportswriter Dick Zunt, a member of the Saint Ignatius Athletic Hall of Fame, called it "one of the biggest victories in school history."

The men of Ohio City dominated nearly from the start. Kevin Ginley and Pete Landino each scored on rushing touchdowns in the second quarter, sending the Wildcats into the break with a 14-0 lead.

The party continued into the third stanza. On the opening kickoff, Landino galloped 94 yards for a TD.

The Cougars notched their only score after picking off a Wildcats' pass on the first play of the fourth quarter. An interception by John Spellacy allowed the Wildcats to strike back quickly, on a 52-yard Landino score.

The Wildcats completed the scoring soon after, with a Mark Pfaff fumble recovery setting up a 28-yard Mike McLaughlin field goal.

McLaughlin, now the head coach of the Soccer Cats, drove straight from a 3 p.m. soccer game in Toledo for the Wildcats' game vs. Lake. McLaughlin converted four extra points in addition to the field goal.

"I'm numb," second-year head coach Chuck Kyle '69 told Zunt after the win.

Following the win, the Wildcats dropped two of the last four games to finish 8-2 on the year, missing the 1984 Class AAA playoffs.

Wildcats Storylines ...

MILESTONE WATCH: Saturday's contest could be historic for Saint Ignatius football, with two significant milestones in reach. With a victory, Chuck Kyle '69 would reach 350 career wins as the Wildcats' head coach. A win on Saturday would also represent the 700th victory in school history. Kyle is two wins away from surpassing the win total for every other Saint Ignatius head coach combined.

PATRICK'S DELI: Quarterback Patrick Delahunty has led a steadily improving Wildcats to glory in the last few weeks. The 6'0, 195-pound signalcaller has thrown for 919 yards and 9 touchdowns. Delahunty has shown a particular skill in hitting the deep ball off of playaction passes and hitting receivers in the intermediate game across the middle of the field.

BO-JACK HORSEMEN: Jahadge "Bo" Floyd and Jack Welcsh have shared the rock this season, with ever-improving results. Against Football North, Floyd turned 9 carries into 61 yards and a touchdown, while Welcsh notched 99 yards and 2 touchdowns on 17 attempts. Look for both to receive some carries before the Wildcats give the ball to Michael Mangan, Jack Schroer, Mike Simcak, and James Crosby in the second half.

UNDER PRESSURE: The Wildcats' front six has thrived in recent weeks, especially since Tommy Eichenberg moved to middle line-backer prior to Week 3. Since then, the Wildcats have allowed just 26 points, all scored in the second half and none vs. the 1st string Saint Ignatius defense. The Wildcats have 49 tackles for loss and 22 sacks on the year, including 4 vs. Football North last week. Look for Anthony Gerace, Seamus Cooney, Rico Levert, and Aidan Wells to keep opening space for the blitzing 'backers.

FLYING PROHIBITED: The Saint Ignatius secondary has limited opposing quarterbacks all season, especially in the last four weeks. Opponents average just 5.5 yards per pass and 130.3 passing yards per game. The Wildcats' corners - Jett Elad, Jack Kennedy, Aidan Rechin, and Connor Cmiel - have played a large role in this effort.

KICKING CANCER, ONE POINT AT A TIME: The Wildcats special teams unit has dedicated the 2018 season to raising money for pediatric cancer research. Teaming up with Kick-It for Cancer, the Wildcats have tallied 27 points and raised \$2,600 for the cause thus far this season. Kicker Matt Colella '14 began the Kick-It program during his time with the Wildcats, and since then, Saint Ignatius has helped Kick-It to raise nearly \$1 million for children's cancer research.

SCHEDULE UPDATE: Last week, the OHSAA ruled that the Wildcats' game vs. COF Academy will not count towards the Harbin ratings. The game will be considered a bye officially. However, Saint Ignatius will continue to consider it a 35-0 win and will count the stats.

CAPTAINS: The four captains for the 2018 season are Tommy Eichenberg, Grant Abbott, Chris Velotta, Jr., and Nigel Drummond II.

ABOUT WEST TORONTO PREP ...

Learning about West Toronto Prep ...

TOUGH START: Without a doubt, the 2018 season is off to a rough start for West Toronto Prep. The program, equivalent to an OHSAA Division III school in terms of size, has not started out the season well. In its first five games of the year, West Toronto Prep has an 0-5 record. In those five losses, the Torontonians have been outscored 234-26, an average score 46.8-5.2. West Toronto Prep has not scored more than 7 points on offense and has not surrendered less than 35 points in a game on defense.

BATTLE OF LAKE ERIE: Saint Ignatius and West Toronto Prep have never faced off before. However, the Wildcats did defeat Clarkson Football North last week and own a 5-0 all-time record against Canadian teams. West Toronto Prep has played two other Ohio teams already this season - Pickerington Central and Massillon Perry. The Wildcats played Massillon Perry last season in the playoffs, winning, 24-7.

SPREAD IT OUT: On offense, West Toronto Prep employs a spread offense. The quarterback typically lines up in the pistol or in a shotgun formation. WTP will often send out 3-4 wideouts to spread the field and open space in the middle. Wesley Tshimanga leads the WTP offense as its signalcaller. Tshimanga completed 8-of-17 passes for 120 yards and two interceptions vs. Cardinal Mooney.

TOUGH SLEDDING: West Toronto Prep has struggled to gain any traction on the ground this season. WTP has not surpassed 100 yards rushing in a game this season. The squad lost 47 yards on the ground vs. Cardinal Mooney last week. As a team, WTP notched 50 total yards vs. Peters Township, 85 vs. Brentwood Academy, and 73 vs. Mooney. The team's season-high total was 201 vs. Massillon Perry.

DEFENSIVE SCHEMING: On defense, West Toronto Prep typically relies on a 3-man front, varying between a 3-2 and 3-3 on passing downs. When WTP anticipates the run or is getting gashed on the ground, they will add a fourth player to the line.

WILSON'S WARRIORS: O'Neil Wilson is West Toronto Prep's head coach. The 40-year old coach is a native of Scarborough, Ontario. Wilson played college ball at the University of Connecticut as a wideout. Wilson hauled in 85 receptions for 1,034 yards and 11 touchdowns during his time with the Huskies from 2001-03. Following his senior year, Wilson was drafted in the 3rd round of the 2004 Canadian Football League (CFL) Draft by the Montreal Alouettes. Wilson played 7 seasons in the CFL with the Alouettes, Winnipeg Blue Bombers, Hamilton Tiger-Cats, and the BC Lions.

2018 Schedule

8/24	@Peters Township <i>Peters Township (PA)</i>	L, 7-43
8/31	@Pickerington Cent. <i>Pickerington Central Football Stadium</i>	L, 6-56
9/7	@Massillon Perry <i>Massillon Perry</i>	L, 0-35
9/14	@Brentwood Acad. <i>Brentwood Academy</i>	L, 7-48
9/28	@Cardinal Mooney <i>Cardinal Mooney HS</i>	L, 6-52
10/6	@Saint Ignatius <i>Brooklyn Stadium</i>	7 p.m.
10/12	@Cathedral Prep <i>Dollinger Field</i>	7 p.m.
10/19	@Erie McDowell <i>McDowell HS</i>	7 p.m.
10/26	@Dayton Dunbar <i>Dunbar HS</i>	7 p.m.
11/10	@Bishop Sullivan (VA) <i>Finch Field</i>	1 p.m.*
11/16	@Saint Frances Academy (MD) <i>UTZ Field*</i>	7 p.m.*

Will not count towards OHSAA computer ratings



BY THE NUMBERS/ WILDCATS TO WATCH

1,051

Passing yards by the Wildcats' offense

60

Points scored by the Wildcats in the second quarter this season

5-0

Wildcats' record against teams from Canada

3.67

Sacks per game by the Wildcats' defense

1-0

Wildcats' record at Brooklyn Stadium

0

First half points allowed in the last 4 games

RB MICHAEL MANGAN '19



A bowling ball of a running back, Michael Mangan will receive significant carries this week for the Wildcats. The senior is a “heart and soul” player, always ready to fire up his teammates and provide energy. Mangan will look to utilize his bruising running style to eat yardage and kill clock against West Toronto Prep.

CB AIDAN RECHIN '19



With several Wildcats playing both ways, Aidan Rechin has been a critical corner for the Wildcats. The senior has provided reliable coverage this season, limiting opposing wideouts in both man and zone coverage. Rechin will be an important cog on defense both against West Toronto Prep and in the other three games left in the regular season.

SAINT IGNATIUS ROSTER

#	Name	Yr.	Ht.	Wt.	Position	#	Name	Yr.	Ht.	Wt.	Position
2	Zachary LaPorte	Sr.	5'9	150	WR	59	Maximilian Watters	Jr.	6'2	250	DL
3	Michael Sarko	Sr.	6'2	175	WR	60	Michael Hilbig	Sr.	6'2	226	OL
4	Rory McConville	Jr.	5'9	160	K/P	61	Zachary Sertz	Sr.	6'2	205	OL
5	Declan Mangan	So.	5'10	155	K/P	62	Rico Levert	Jr.	5'11	245	DL
6	Jett Elad	Sr.	6'1	180	DB	63	Zachary McMahan	Sr.	6'0	250	DL
7	Nigel Drummond II	Sr.	5'11	163	WR/DB	64	Tony Georges	Jr.	6'3	275	OL/DL
8	Connor Cmiel	Jr.	6'2	170	WR/DB	65	Grant Abbott	Sr.	6'4	280	OL
9	Erik Daugenti	Jr.	6'1	160	WR/DB	66	Seamus McCarthy	Sr.	6'0	270	OL/DL
10	Griffin Hanna	Jr.	6'1	175	QB	70	Owen Keane	Jr.	6'3	265	OL
11	Luke Cooper	Sr.	5'10	162	WR	71	Nicholas Schwitzgebel	Jr.	6'3	270	OL/DL
13	Jacob Riedl	Sr.	5'11	130	DB	72	William McCormick	Sr.	6'4	230	OL
15	Merick Hartley	Jr.	5'10	165	DB	74	Owen Murphy	Sr.	6'6	265	OL/DL
16	Ryan Coyne	Sr.	5'11	160	DB	76	Xavier Everett	Sr.	6'3	277	OL
17	Patrick Delahunty	Sr.	6'0	195	QB	78	Seamus Cooney	Sr.	6'3	260	DL/OL
18	Patrick Keane	Jr.	6'0	170	QB	79	Benjamin Kormos	Jr.	6'6	245	OL
19	Nathan Conry	Sr.	5'11	170	WR	80	Sam Daugstrup	Jr.	6'5	230	TE
20	Michael Simcak	So.	5'8	175	RB	82	Domenic Fabe	Jr.	6'0	160	WR
21	Henry Cook	Jr.	5'10	160	WR	83	James Spear	Jr.	6'0	150	WR
22	Jahadge Floyd	Sr.	5'7	190	RB	84	Ethan Biacsi	Sr.	6'3	185	WR
23	Ian Lucic	Sr.	5'11	190	RB	85	Timothy Lewis	Jr.	6'1	175	WR
24	John Kennedy	Sr.	6'0	180	DB/WR	86	Aidan Wells	Sr.	6'4	260	TE/DL
25	Aidan Rechin	Sr.	5'11	155	DB	88	John Cannon	Sr.	6'0	220	TE
26	Mitchell Puhalsky	Sr.	5'11	185	DB	89	Alex Tuason	Jr.	5'10	130	WR
27	James Crosby	Jr.	5'9	172	RB	90	Aidan Conway	So.	6'1	215	LB
28	Owen Adler	Sr.	6'0	190	DB	91	Daniel Finnan	Jr.	5'10	155	DB
29	Dominic DeVengencie	Jr.	5'9	150	DB/WR	92	AJ Canzano	Sr.	6'0	209	TE
30	Jack Schroer	Jr.	5'7	165	RB	95	Sean Wracher	Sr.	6'4	205	LS
31	Caden Campolieti	Sr.	6'1	218	LB	96	Patrick Otter	Sr.	5'10	175	K/P
32	Vincent Fagnilli	Jr.	5'8	140	DB		Michael Gallipoli	Sr.			Manager
33	Michael Corte	Jr.	6'0	166	DB		Declan McCarthy	Sr.			Manager
35	Christopher Mathews	Jr.	5'11	180	DB		Ryan Paul	Sr.			Manager
37	Michael McNamara	Jr.	6'1	210	RB/LB		Luke Van De Walle	Sr.			Manager
38	Charles Kinzel	Jr.	5'10	150	DB		Elias Yazbeck	Sr.			Manager
39	Jacob Davis	Jr.	5'11	185	DB		Benjamin Rossi	Jr.			Coaching Intern
40	Sam Kempton	Jr.	5'10	170	DB		Nathan Sommerfeld	Jr.			Student Training Aid
41	John Wetula	Sr.	6'2	180	DB/WR						
42	Jake Lang	Jr.	6'3	195	TE/LB						
44	Christopher Velotta, Jr.	Sr.	5'11	195	DB						
45	Thomas Eichenberg	Sr.	6'3	228	LB						
46	Jack Welcsh	Jr.	6'0	190	RB/DB						
47	Kyle Sullivan	Sr.	6'0	205	LB						
48	Daniel Scelza	Sr.	5'11	205	DB						
49	Michael Mangan	Sr.	5'9	195	RB						
51	Connor Francz	Jr.	6'2	210	LB						
52	Anthony Gerace	Jr.	6'2	240	DL						
54	Aidan Crummie	Jr.	6'1	197	LB						
55	C. Bennett Adler	So.	6'2	180	DL						
56	Matthew Kall	Jr.	6'0	251	OL						
57	Aidan Hubbard	So.	6'4	200	LB						
58	Kevin Kempffer	Jr.	6'1	200	LB						
						Coaches:					
						Chuck Kyle '69		Head Coach			
						Nick Restifo		Offensive Coordinator/QB			
						Ryan Franzinger '02		Defensive Coordinator/LB			
						Jim Cahill '89		Quarterbacks Coach			
						Terry Fergus '72		Running Backs Coach			
						Jack Hyland '14		Wide Receivers Coach			
						Adam Rini '99		Offensive Line Coach			
						Paul Yappel		Offensive Line Coach			
						Dave Cicetti		Defensive Line Coach			
						Mark Sullivan		Defensive Line Coach			
						Kevin Johnson '10		Defensive Backs Coach			
						John Pieschalski '89		Defensive Backs Coach			
						Mo Sizemore		Head Athletic Trainer			
						Tony Connacher		Assistant Athletic Trainer			

WEST TORONTO PREP ROSTER

#	Name	Year	Position	Height	Weight
1	Jason Briones	Sr	WR	5'11"	195
2	Kevin Nsabua	Jr	DB	6'1"	191
3	Eli Cruickshank	Sr	DB	6'2"	192
4	King Ambers	Sr	WR/DB	6'3"	190
5	Anesu Lattmore	Sr	DB	5'11"	181
6	DeMarr Ramsden	Sr	RB	6'0"	205
7	Ethan Payne	So	QB	6'2"	185
8	Wesley Tshimanga	Jr	QB	5'10"	179
9	Moses Spielman	Jr.	DB/WR	5'6"	140
10	Donneal Kerr	Sr	WR	6'6"	195
12	Richard Lu	Sr	DB	5'9"	172
13	Kymani Simpson	Sr	WR	6'3"	195
15	Tyleke Phillip	Fr	DB	5'9"	170
20	Justin Fawcett	Jr	RB	5'9"	195
21	Melchis Ilunga	Jr	RB/DB	5'10"	180
22	Ryan Butler	Jr	DB	6'0"	191
23	Jacob Benjamin	Sr	RB	6'1"	232
24	Jon Menary	So	WR/DB	6'4"	185
28	Rashad Lee-Brown	So	LB	6'1"	222
29	John Lubemba	Jr	RB	6'0"	188
32	Akeen Miller	Jr	WR	6'4"	180
38	Shamal Sterling	So	LB	5'10"	210
40	Michael Rochon	So	LB	6'2"	225
42	Paul Morizio	So	LB	5'10"	199
45	Vincent Ricci	Sr	LB	6'1"	200
46	Troy Holness	Sr	LB	6'0"	205
49	Dontae Kerr	Fr	DB	5'11"	176
51	Niko Sevic	So	OL/DL	6'0"	250
52	Samson Medeiros	Sr	OL	6'2"	275
53	Antuane Geddes	So	OL/DL	6'1"	342
55	Joshua Grant	Sr	DE/TE	6'6"	242
56	Sabry Shafi	Sr	LB	6'0"	215
67	Nehemiah Forde-Bowen	So	DL	6'0"	255
70	Jahiem Johnson	So	OL/DL	6'5"	273
72	Malcolm Missinga	Sr	OL	6'2"	275
73	Tyler Horswell	So	OL	6'0"	300
78	Kristoffer Chandler-Long	Fr	DL/OL	6'3"	221
79	Omari Hastings	Sr	OL/DL	6'3"	268
80	Jaylan Greaves	Sr	WR/DB	6'0"	179

SAINT IGNATIUS DEPTH CHART

OFFENSE

QB	17	Patrick Delahunty	6'0"	195 lbs	Sr.
	10	Griffin Hanna	6'1"	175 lbs	Jr.
RB	22	Jahadge Floyd	5'7"	190 lbs	Sr.
	46	Jack Welcsh	6'0"	190 lbs	Jr.
	37	Michael McNamara	6'1"	210 lbs.	Jr.
FB	49	Michael Mangan	5'9"	195 lbs	Sr.
	37	Michael McNamara	6'1"	210 lbs.	Jr.
TE	42	Jake Lang	6'3"	195 lbs.	Jr.
	86	Aidan Wells	6'4"	260 lbs	Sr.
WR	24	Jack Kennedy	6'0"	180 lbs	Sr.
	19	Nathan Conry	5'11"	170 lbs	Sr.
WR	8	Connor Cmiel	6'2"	170 lbs	Jr.
	9	Erik Daugenti	6'1"	160 lbs	Jr.
Slot	11	Luke Cooper	5'10"	162 lbs	Sr.
	84	Ethan Biacsi	6'3"	185 lbs	Sr.
LT	76	Xavier Everett	6'3"	277 lbs	Sr.
	70	Owen Keane	6'3"	265 lbs	Jr.
LG	64	Tony Georges	6'3"	275 lbs	Jr.
	70	Owen Keane	6'3"	265 lbs	Jr.
C	66	Seamus McCarthy	6'0"	270 lbs	Sr.
	65	Grant Abbott	6'4"	280 lbs	Sr.
RG	65	Grant Abbott	6'4"	280 lbs	Sr.
	70	Owen Keane	6'3"	265 lbs	Jr.
RT	71	Nick Schwitzgebel	6'3"	270 lbs	Jr.
	70	Owen Keane	6'3"	265 lbs	Jr.

PRONUNCIATION GUIDE

#2 Zach LAH-port	#48 Daniel SKEL-za
#6 JET EE-lad	#52 Anthony Ger-RACE-ee
#7 NYE-gel DRUM-mond	#62 Rico Le-VERT
#8 Connor Kah-meel	#63 Zachary Mick-MAN
#15 MARE-ick HEART-lee	#66 SHAY-mus McCarthy
#17 Patrick DELL-ah-HUNT-tee	#70 Owen CANE
#20 Ja-HODGE "Bo" Floyd	#71 Nick SCH-witz-ga-bel
#25 Mitchell Puh-HALL-ski	#84 Ethan BEE-ah-chee
#31 KAY-den CAMP-oh-lett-ee	#95 Sean RA-cher
#41 John WET-oo-la	
#45 Thomas EYE-ken-berg	
#46 Jack WELSH	

DEFENSE

LE	52	Anthony Gerace	6'2"	240 lbs	Jr.
	55	C. Bennett Adler	6'2"	180 lbs	So.
NT	78	Seamus Cooney	6'3"	260 lbs	Sr.
	62	Rico Levert	5'11"	245 lbs	Jr.
RE	86	Aidan Wells	6'4"	260 lbs	Sr.
	59	Max Watters	6'2"	250 lbs	Jr.
OLB	37	Michael McNamara	6'1"	210 lbs.	Jr.
	51	Connor Francz	6'2"	210 lbs	Jr.
MLB	45	Tommy Eichenberg	6'3"	228 lbs	Sr.
	47	Kyle Sullivan	6'0"	205 lbs	Sr.
OLB	31	Caden Campolieti	6'1"	218 lbs	Sr.
	57	Aidan Hubbard	6'4"	200 lbs	So.
CB	24	Jack Kennedy	6'0"	180 lbs	Sr.
	25	Aidan Rechin	5'11"	155 lbs	Sr.
SS	48	Danny Scelza	5'11"	205 lbs	Sr.
	46	Jack Welcsh	6'0"	190 lbs	Jr.
SS	44	Chris Velotta, Jr.	5'10"	195 lbs	Sr.
	46	Jack Welcsh	6'0"	190 lbs	Jr.
FS	26	Mitchell Puhalsky	5'10"	185 lbs	Sr.
	15	Merick Hartley	5'10"	165 lbs	Jr.
CB	6	Jett Elad	6'1"	180 lbs	Sr.
	8	Connor Cmiel	6'2"	170 lbs	Jr.

**Depth chart is subject to change*

SPECIAL TEAMS

KO	96	Patrick Otter	5'10"	175 lbs	Sr.
	4	Rory McConville	5'9"	160 lbs	Jr.
PK	4	Rory McConville	5'9"	160 lbs	Jr.
	96	Patrick Otter	5'10"	175 lbs	Sr.
P	96	Patrick Otter	5'10"	175 lbs	Sr.
	5	Declan Mangan	5'10"	155 lbs	So.
H	21	Henry Cook	5'10"	160 lbs	Jr.
LS	95	Sean Wracher	6'4"	205 lbs	Sr.
PR	19	Nathan Conry	5'11"	170 lbs	Sr.
	2	Zach LaPorte	5'9"	150 lbs	Jr.
KR	8	Connor Cmiel	6'2"	170 lbs	Jr.
	2	Zach LaPorte	5'9"	150 lbs	Jr.

RANKINGS/ HISTORY

Cleveland.com Top 25

1. (1) Mentor (6-0)
2. (2) Archbishop Hoban (6-0)
3. (3) St. Edward (3-2)
4. (4) Avon Lake (6-0)
5. (5) Solon (6-0)
6. (6) Saint Ignatius (4-2)
7. (7) Euclid (5-1)
8. (8) Avon (5-1)
9. (9) Garfield Heights (6-0)
10. (10) Kenston (6-0)
11. (11) Perry (5-1)
12. (12) Olmsted Falls (5-1)
13. (13) Wadsworth (6-0)
14. (15) Maple Heights (6-0)
15. (16) Kirtland (6-0)
16. (21) Barberton (6-0)
17. (23) Notre Dame-Cathedral Latin (6-0)
18. (22) Nardonina (5-1)
19. 25 Shaker Heights (5-1)
20. (-) Akron East (5-1)
21. (17) St. Vincent-St. Mary (3-3)
22. (14) Padua (4-2)
23. (19) Strongsville (3-3)
24. (20) Amherst (5-1)
25. (-) Highland (5-1)

This Day in History

Games	13
First Game	1922
Most Recent Game.....	2012
Saint Ignatius Wins.....	11
Last Saint Ignatius Win.....	2012
Saint Ignatius Losses.....	2
Last Saint Ignatius Loss.....	2001
Ties.....	0

Largest Margin of Victory

Saint Ignatius.....56, 2007 vs. Harding
Opponents.....6, 2001 vs. McKinley

Games on Oct. 6 (11-2):

1922	vs. Holy Name HS	W	13-0
1923	vs. University School	L	25-27
1945	vs. Cleveland West Tech	W	28-18
1950	vs. Cleveland West HS	W	34-6
1951	vs. Cleveland Lincoln HS	W	6-0
1956	vs. Cleveland Lincoln HS	W	39-6
1961	vs. Cleveland Rhodes HS	W	44-30
1962	vs. Holy Name HS	W	30-20
1984	vs. Lake Catholic HS	W	31-7
1995	vs. Erie (PA) Central HS	W	37-0
2001	vs. Canton McKinley HS	L	14-20 OT
2007	vs. Warren Harding HS	W	56-0
2012	vs. John Adams HS	W	49-0

Joe Eitel, Division I, Region 1

Rank	W-L	Mailing City	School	Avg	Level 1	L2	L2 divisor
1	6-0	Canton	Canton McKinley	15.6667	34.0	99.0	99
2	6-0	Mentor	Mentor	15.5170	38.0	90.0	98
3	6-0	Solon	Solon	13.2000	37.5	69.5	100
4	5-1	Euclid	Euclid	12.4722	31.5	71.5	99
5	3-2	Cleveland	Saint Ignatius	11.4966	19.0	68.5	89
6	4-2	Austintown	Austintown-Fitch	11.2222	24.0	71.5	99
7	3-2	Lakewood	St Edward	10.7778	17.5	65.5	90
8	4-2	Massillon	Jackson	9.6333	24.5	55.5	100
9	5-1	Shaker Heights	Shaker Heights	8.3667	31.0	32.0	100
10	4-2	Cleveland Heights	Cleveland Heights	8.1833	24.5	41.0	100
11	2-4	Medina	Medina	7.5333	12.5	54.5	100
12	3-3	Strongsville	Strongsville	7.2833	17.0	44.5	100
13	4-2	Berea	Berea-Midpark	5.2000	24.0	12.0	100
14	3-3	Cleveland	John Marshall	3.3056	16.5	5.5	99
15	1-5	Stow	Stow-Munroe Falls	2.2000	6.0	12.0	100
16	1-5	Cleveland	Rhodes	2.0167	5.5	11.0	100
17	1-5	Canton	GlenOak	0.9369	3.5	3.5	99
18	0-6	Brunswick	Brunswick	0.0000	0.0	0.0	100

Statewide Division I AP Poll

Week 3 Poll: Released September 10

School	Last Wk.	1st votes	Record	Points
1. Colerain	(1)	13	6-0	224
2. Mentor	(2)	8	6-0	210
3. Pickerington Cent.	(3)	3	6-0	199
4. Reynoldsburg	(4)	2	6-0	155
5. Canton McKinley	(5)	-	6-0	152
6. Solon	(7)	-	6-0	102
7. Dublin Coffman	(6)	-	6-0	97
8. Springfield	(10)	-	6-0	74
9. St. Edward	(9)	-	3-2	48
10. Kettering Fairmont (-)	-	-	5-1	28

Others receiving 12 or more points: 11. Cincinnati Moeller (25); Euclid (22); Saint Ignatius (18); Hilliard Davidson (17)

USA TODAY Super 25 Regional Football Rankings

MIDWEST

Illinois, Indiana, Iowa, Kansas, Kentucky, Michigan, Minnesota, Missouri, Nebraska, North Dakota, Ohio, South Dakota, West Virginia and Wisconsin

- (2) Warren Central (Indianapolis, IN), 7-0
- (1) Pickerington Central (Columbus, OH), 6-0
- (3) Akron Archbishop Hoban, 6-0
- (4) Mentor, 6-0
- (5) Lincoln Way East (Frankfort, IL), 6-0
- (6) Colerain (Cincinnati, OH), 6-0
- (7) Martinsburg (WV), 6-0
- (8) Covington Catholic (KY), 5-0
- (9) Cass Tech (Detroit, MI), 6-0
- (10) Muskegon (MI), 6-0

GAME PREVIEW

WILDCATS HOPE TO ENTER HOME STRETCH ON A HOT STREAK

By Joe Ginley

In the last four seasons, since Saint Ignatius added an annual Week 8 game vs. Archbishop Moeller to its slate, the Wildcats have dominated Week 7 games. The Wildcats have won these Week 7 contests by an average score of about 41-12.

Despite the history, and the 0-5 mark of this week's opponent, Head Coach Chuck Kyle '69 and the Wildcats are not taking the week lightly.

Kyle and the Cats are using Saturday's 7 p.m. contest vs. West Toronto Prep as a chance to grow and prepare for the stretch run.

"We talked with the kids [on Monday] - as they look at the film, what does each kid have to work on? Find something to work on this week," Kyle said. "We'll play the game, and the opponent we're playing hasn't won a game yet. What's more important is finding something you have to work on. Take this week to work on it, and that should make us a better team. I've been challenging them with it every day. By the end of the week, you've mastered it, and we'll play the game and see how we're doing. It's important to get out there under the lights and just play."

WEST TORONTO PREP OFFENSE VS. SAINT IGNATIUS DEFENSE

Under the direction of Head Coach O'Neil Wilson, West Toronto Prep runs a spread offense. Wilson played wideout at the University of Connecticut and spent 7 seasons playing in the CFL.

Wesley Tshimanga leads the WTP offense looking to pick up momentum. Tshimanga is the team's top offensive playmaker, anchoring the unit at quarterback. He completed 8-of-17 passes for 120 yards and two interceptions vs. Cardinal Mooney.

The running game has scuffled to start the season. Mooney limited West Toronto Prep to negative 47 yards on the ground last week. The offense's season-high overall yard total is 201 vs. Massillon Perry.

The Wildcats' defense has thrived in the last four games, preventing any scoring in the first half. The defense has allowed just 26 points in the second half, with 20 of those occurring in the final minutes of the fourth quarter.

Tommy Eichenberg has made a big difference this year at middle linebacker. The senior has a

team-best 49.5 tackles, 10.5 tackles for loss and 5.5 sacks. The defensive line has stepped up in recent weeks, with players such as Zach McMahan, Anthony Gerace, and Aidan Wells hurrying the QB consistently.



SAINT IGNATIUS OFFENSE VS. WEST TORONTO PREP DEFENSE

When the Saint Ignatius offense can run the ball, opponents beware. The Wildcats have done a masterful job of luring extra defenders into the box before popping the ball over the top via play-action.

The Wildcats will look to continue doing so against West Toronto Prep.

Jahadge "Bo" Floyd and Jack Welcsh have picked up steam in recent weeks, with the offensive line continuing to show improvement. Quarterback Patrick Delahunty has taken advantage of the extra attention to the ground game. Delahunty has hit foes with the deep ball, targeting weapons such as Connor Cmiel and Jack Kennedy. Delahunty now has 919 passing yards and 9 TDs on the year.

On the flipside, West Toronto Prep typically plays a 3-man front, switching between two and three linebackers.

When WTP senses a run play, or is struggling to stop the ground game, the Torontonians will bring in an extra defensive lineman to stop the run. Opponents have feasted on WTP's defense this season, so the visitors will be hungry for success on Saturday.

SAINT IGNATIUS SPECIAL TEAMS VS. WEST TORONTO PREP NORTH SPECIAL TEAMS

In recent weeks, the Wildcats have showcased a strong special teams unit. Rory McConville has done well as the kickoff specialist, extra point man, and the field goal kicker. Pat Otter has pinned foes deep as the punter. Sean Wracher has hit almost all of his snaps perfectly, and Henry Cook has served as a good holder.

West Toronto Prep also features nice special teams.

On the whole, Kyle is confident in his charges as they keep working this season.

"We're pleased with our progress, as are the kids," Kyle said. "They're hungry to keep improving. They have a serious understanding that we have to keep going."

FOOTBALL NORTH RECAP

WILDCATS SCORE IN ALL FASHIONS TO BEAT FOOTBALL NORTH

By Joe Ginley

The Wildcats dominated all aspects of the game on a chilly Senior Night at Byers Field. The Football Cats earned a complete victory over Clarkson Football North on Saturday, 45-13. The triumph marked the Wildcats' fourth straight win, advancing the squad to 4-2 on the season.

The men of Chuck Kyle '69 used all kinds of different ways to score – rushing touchdowns, passing strikes, two safeties, two field goals, and plentiful extra points.

Following one possession by each team, the Wildcats fired up its rushing attack.

Jack Welcsh pounded Football North's defense both inside and outside. The junior bullied his way down the field, doing nearly all of the work behind a punishing offensive line. Welcsh completed the 8-play, 55-yard drive with a 3-yard touchdown over the left side. Rory McConville nailed the extra point for the 7-0 lead with 3:53 left in the first quarter.

The score remained 7-0 entering the second stanza, thanks to continued strong play by the Wildcats' defense. The Saint Ignatius offense started to drive down the field at the end of the first, with Floyd doing the heavy lifting.

On the first play of the second quarter, Football North dialed up a big blitz. The Saint Ignatius offensive line ate it up, giving Delahunty extra time for his wide receivers to get open. Just as the Football North blitz arrived, the senior signalcaller hefted a beautiful ball in front of Kennedy. The senior ran to it, beating double coverage, and galloped into the end zone for a 54-yard score and 14-0 lead.

The Wildcats' defense gave the offense great field position again on the next drive. Anthony Gerace and Zach McMahan sacked Football North on third down to force a punt by the visitors.

On the ensuing drive, the Wildcats cashed in. Following a short march to the edge of the red zone, the Wildcats sent out McConville for a 39-yard field goal. The junior did not disappoint, sailing the ball perfectly through the uprights to extend the lead to 17-0 midway at the 8:16 mark.

The squads traded punts following McConville's trey. On Football North's fifth drive of the day, the Wildcats' defense earned some points.

Kyle Sullivan started the drive with a sack, breaking through on a blitz. On the next play, Football North's quarterback found no one open, so he rolled out to his left. Connor Francz, on a zone assignment over the middle, sniffed an opportunity. The junior rushed

forward and caught the signalcaller unaware, sacking him in the end zone for two points.

Now leading 19-0, the Wildcats' offense took the field with a cushion and confidence. Using a balanced attack, the Wildcats marched down the field. Welcsh ate yards on the ground and via a screen, and Connor Cmiel hauled in a nice first down pass.

With two minutes left to play, the Wildcats spotted the ball at the 1-yard on first down. Football North stood strong against the run for three plays before the Wildcats dialed up a pass. Delahunty found a cutting Jake Lang for a 1-yard strike on fourth down. McConville's extra point placed the score at 26-0 with 1:28 remaining in the half.

Thanks to the stout defense for the Wildcats, which limited Football North to negative-3 yards in the first half, Saint Ignatius received one more chance to score. Delahunty drove the Cats into the red zone into McConville territory. The junior took care of business, knocking a 35-yard field goal through the uprights to set the score at 29-0 at halftime.

Football North showed no signs of surrender early in the second half. Brendon Barrow pierced the Wildcats for a 52-yard rushing strike, ending the shutout bid. Football North also stopped the Wildcats' offense, but Pat Otter pinned the visitors at their own 1-yard line with a 50-yard punt.

Football North could not generate any offense, so the visitors decided to take a safety instead of attempting a punt. The two points advanced the Wildcats' lead to 31-7 with nine minutes left in the third.

On the ensuing kick, Cmiel dashed down the Wildcats' sideline, setting the men of Ohio City up with great field position. Less than two minutes later, the Wildcats cashed in. Welcsh used his physicality inside to push the rock across from one yard out, sending the score to 38-7 Wildcats after a McConville PAT.

Following a failed Football North drive, the Wildcats killed some clock. Griffin Hanna sent the squad into the red zone with a beautiful pass to Cmiel on the next drive. Floyd finished off the drive with a 9-yard off tackle run with 9:33 left to play. Declan Mangan notched the extra point for the 45-7 lead.

Football North scored in response, taking 10 plays to drive down the field for a Quincy Vaughn touchdown pass. The two-point conversion did not succeed, leaving the score at 45-13 Wildcats.

A failed onside kick allowed the Wildcats to run out the rest of the clock, handing Football North its third defeat of the season.

QUICK STATS / BYERS FIELD

Week Six:

Saint Ignatius: 45 Football North: 13

Saturday, September 29

Score by Quarters	1	2	3	4	Total
Football North	0	0	7	6	13
Saint Ignatius	7	22	9	7	45

1st Quarter

03:53 SIHS - Welch 3 yd run (McConville kick)

2nd Quarter

11:52 SIHS - Kennedy 54 yd pass from Delahunty (McConville kick)

08:16 SIHS - McConville 39 yd field goal

04:31 SIHS - Francz safety

01:28 SIHS - Lang 1 yd pass from Delahunty (McConville kick)

00:03 SIHS - McConville 36 yd field goal

3rd Quarter

10:56 FBN - Barrow 53 yd run (Frustaglio kick)

08:47 SIHS - TEAM safety

06:23 SIHS - Welch 1 yd run (McConville kick)

4th Quarter

09:33 SIHS - Floyd 9 yd run (D. Mangan kick)

04:05 FBN - Demontagnac 10 yd pass from Vaughn (pass failed)

	FBN	SIHS
FIRST DOWNS	6	19
RUSHES-YARDS (NET)	19-69	40-161
PASSING YDS (NET)	81	212
Passes Att-Comp-Int	22-8-1	23-13-1
TOTAL OFF. PLAYS-YARDS	41-150	63-373
Fumble Returns-Yards	0-0	0-0
Punt Returns-Yards	1-(-4)	1-0
Kickoff Returns-Yards	6-106	4-120
Interception Returns-Yards	1-37	1-73
Punts (Number-Avg)	6-33.2	3-35.7
Fumbles-Lost	4-0	2-0
Penalties-Yards	5-27	1-5
Possession Time	19:06	28:54
Third-Down Conversions	3 of 10	4 of 11
Fourth-Down Conversions	0 of 1	2 of 3
Red-Zone Scores-Chances	1-2	5-6
Sacks By: Number-Yards	1-11	4-22

RUSHING: Saint Ignatius- Welch 17-99; Floyd 9-61; Mangan 1-5;

Delahunty 6-1; McNamara 3-0; TEAM 1-0;

Schroer 1-0; Simcak 1-(-2); Hanna 1-(-3)

FBN- Barrow 7-73; Martin 3-9; Kemayou 2-4; Charles 1-(-1);

DeJesus 1-(-2); Smith 1-(-3); Vaughn 4-(-11)

PASSING: Saint Ignatius- Delahunty 12-20-0-183; Hanna 1-2-0-29;

Keane 0-1-1-0

FBN- DeJesus 3-13-0-7; Vaughn 5-9-1-74

RECEIVING: Saint Ignatius- Conry 4-50; Cmiel 3-59; Kennedy 2-59;

Welch 2-30; Floyd 1-13; Lang 1-1

FBN- Demontagnac 3-26; Charles 2-12; Beckford 1-43;

Phillips 1-5; Barrow 1-(-5)

INTERCEPTIONS: Saint Ignatius- Adler 1-73

FBN- Onyemenam 1-37

FUMBLES: Saint Ignatius- Hanna 1-0; Delahunty 1-0

FBN- Smith 1-0; Barrow 1-0; Straker 1-0; Martin 1-0

Byers Field

Kickoff time: 7 PM • End of Game: 9:30 PM •

Total elapsed time: 2:30

BROOKLYN STADIUM



4480 Ridge Road - (Left on to Hurricane Alley - located behind the Cuyahoga County Library)

Brooklyn, OH 44144

Seating Capacity: 3,024

Playing Surface: Field Turf

Built: 1966 (Major Renovations in 2014 and 2016)

In 1966, Brooklyn High School constructed a stadium just off of Ridge Road. The stadium has hosted the Brooklyn Hurricanes ever since.

Nestled behind the Cuyahoga County Library's Brooklyn branch, the stadium is 52-year-old facility, but recently received nice upgrades.

In May 2014, Brooklyn Stadium had significant renovations, including new field turf, goal posts, and a press box. Two years later in 2016, the stadium's locker rooms and stands were renovated.

Following the facelift, the stadium now seats 3,024 fans - 2,006 on the home side, and 1,018 in the away stands.

In the long history of Saint Ignatius football, the Wildcats have only played at Brooklyn once - on November 7, 1992. The Wildcats defeated Holy Name, 35-7, to conclude the regular season with a 10-0 record. Quarterback Scott Mutryn tossed 3 touchdowns and running back Tom Rini scored on an 18-yard run to key the victory.



2018 TEAM STATS

Team Statistics	SIHS	OPP
SCORING	139	75
Points Per Game	23.2	12.5
Points Off Turnovers	0	7
FIRST DOWNS	77	73
Rushing	27	32
Passing	40	35
Penalty	10	6
RUSHING YARDAGE	468	562
Yards gained rushing	676	753
Yards lost rushing	208	191
Rushing Attempts	184	195
Average Per Rush	2.5	2.9
Average Per Game	78.0	93.7
TDs Rushing	8	6
PASSING YARDAGE	1051	782
Comp-Att-Int	62-121-4	63-143-3
Average Per Pass	8.7	5.5
Average Per Catch	17.0	12.4
Average Per Game	175.2	130.3
TDs Passing	9	5
TOTAL OFFENSE	1519	1344
Total Plays	305	338
Average Per Play	5.0	4.0
Average Per Game	253.2	224.0
KICK RETURNS: #-Yards	14-259	14-257
PUNT RETURNS: #-Yards	17-122	6-19
INT RETURNS: #-Yards	3-117	4-37
KICK RETURN AVERAGE	18.5	18.4
PUNT RETURN AVERAGE	7.2	3.2
INT RETURN AVERAGE	39.0	9.2
FUMBLES-LOST	13-2	10-1
PENALTIES-Yards	28-254	50-404
Average Per Game	42.3	67.3
PUNTS-Yards	27-1005	38-1237
Average Per Punt	37.2	32.6
Net punt average	35.8	29.3
KICKOFFS-Yards	27-1542	18-890
Average Per Kick	57.1	49.4
Net kick average	38.0	30.6
TIME OF POSSESSION/Game	21:40	26:20
3RD-DOWN Conversions	16/60	28/82
3rd-Down Pct	27%	34%
4TH-DOWN Conversions	4/10	5/12
4th-Down Pct	40%	42%
SACKS BY-Yards	22-115	11-79
MISC YARDS	21	0
TOUCHDOWNS SCORED	18	11
FIELD GOALS-ATTEMPTS	3-5	0-2
ON-SIDE KICKS	0-0	0-1
RED-ZONE SCORES	(14-18) 78%	(6-11) 55%
RED-ZONE TOUCHDOWNS	(12-18) 67%	(6-11) 55%
PAT-ATTEMPTS	(18-18) 100%	(9-10) 90%
ATTENDANCE	13906	3413
Games/Avg Per Game	4/3476	2/1706
Neutral Site Games		0/0

Score by Quarters	1st	2nd	3rd	4th	OT	Total
SAINT IGNATIUS	28	60	37	14	0	139
Opponents	7	21	21	26	0	75

2018 INDIVIDUAL STATS

Date	Opponent	Score	Att.
Aug 25, 2018	ARCHBISHOP HOBAN	L 14-21	4200
Sep 1, 2018	MENTOR HIGH SCHOOL	L 7-28	4700
Sep 7, 2018	at EUCLID	W 21-6	3268
Sep 14, 2018	at COF ACADEMY	W 35-0	145
Sep 22, 2018	ELDER	W 17-7	2638
Sep 29, 2018	CANADA N-CLARKSON	W 45-13	2368
Oct 6, 2018	WEST TORONTO PREP		
Oct 13, 2018	ARCHBISHOP MOELLER		
Oct 20, 2018	at ST. XAVIER		
Oct 26, 2018	ST. EDWARD		

Rushing	gp	att	gain	loss	net	avg	td	lg	avg/g
FLOYD, Jahadge	6	79	328	21	307	3.9	3	44	51.2
WELCSH, Jack	6	31	183	3	180	5.8	3	42	30.0
DELAHUNTY, P.	6	34	101	62	39	1.1	2	12	6.5
MANGAN, Michael	4	6	28	3	25	4.2	0	9	6.2
CMIEL, Connor	6	1	4	0	4	4.0	0	4	0.7
CROSBY, James	1	6	12	9	3	0.5	0	7	3.0
SCHROER, Jack	2	3	2	1	1	0.3	0	2	0.5
MCMANARA, M.	6	3	1	1	0	0.0	0	1	0.0
Total	6	184	676	208	468	2.5	8	44	78.0
Opponents	6	195	753	191	562	2.9	6	53	93.7

Passing	gp	effc	comp-att-int	pct	yds	td	lg	avg/g
DELAHUNTY, P.	6	158.23	49-96-2	51.0	919	9	86	153.2
HANNA, Griffin	4	91.32	12-23-1	52.2	131	0	29	32.8
KEANE, Patrick	2	-45.80	1-2-1	50.0	1	0	1	0.5
Total	6	142.14	62-121-4	51.2	1051	9	86	175.2
Opponents	6	97.33	63-143-3	44.1	782	5	55	130.3

Receiving	gp	no.	yds	avg	td	lg	avg/g
CMIEL, Connor	6	17	390	22.9	3	86	65.0
KENNEDY, Jack	6	12	231	19.2	3	72	38.5
COOPER, Luke	5	9	88	9.8	0	17	17.6
CONRY, Nathan	5	6	137	22.8	1	58	27.4
WELCSH, Jack	6	4	48	12.0	0	23	8.0
FLOYD, Jahadge	6	4	19	4.8	0	13	3.2
BIACSI, Ethan	3	3	31	10.3	0	24	10.3
DRUMMOND II, N.	1	2	67	33.5	0	59	67.0
LANG, Jake	2	2	12	6.0	2	11	6.0
MANGAN, Michael	4	1	15	15.0	0	15	3.8
CANZANO, AJ	1	1	12	12.0	0	12	12.0
SARKO, Michael	1	1	1	1.0	0	1	1.0
Total	6	62	1051	17.0	9	86	175.2
Opponents	6	63	782	12.4	5	55	130.3

Field Goals	fg	pct.	01-19	20-29	30-39	40-49	50-99	lg	blk
OTTER, Patrick	0-2	0.0	0-0	0-0	0-0	0-1	0-1	0	1
MCCONVILLE, Rory	3-3	100.0	0-0	0-0	3-3	0-0	0-0	39	0

Scoring	td	fg	kick	PAT	rush	rcv	pass	dxp	saf	pts
MCCONVILLE, Rory	-	3-3	17-17	-	-	-	-	-	-	26
FLOYD, Jahadge	3	-	-	-	-	-	-	-	-	18
CMIEL, Connor	3	-	-	-	-	-	-	-	-	18
WELCSH, Jack	3	-	-	-	-	-	-	-	-	18
KENNEDY, Jack	3	-	-	-	-	-	-	-	-	18
LANG, Jake	2	-	-	-	-	-	-	-	-	12
DELAHUNTY, P.	2	-	-	-	-	-	-	-	-	12
CONRY, Nathan	1	-	-	-	-	-	-	-	-	6
PUHALSKY, M.	1	-	-	-	-	-	-	-	-	6
TEAM	-	-	-	-	-	-	-	-	1	2
FRANCZ, Connor	-	-	-	-	-	-	-	-	1	2
MANGAN, Declan	-	-	1-1	-	-	-	-	-	-	1
Total	18	3-5	18-18	-	-	-	-	2	139	
Opponents	11	0-2	9-10	-	-	0-1	-	-	75	

Score by Quarters	1st	2nd	3rd	4th	OT	Total
SAINT IGNATIUS	28	60	37	14	0	139
Opponents	7	21	21	26	0	75

Record:	Overall	Home	Away	Neutral
All games	4-2	2-2	2-0	0-0
Conference	0-0	0-0	0-0	0-0
Non-Conference	4-2	2-2	2-0	0-0

Team Statistics	SIHS	OPP
FIRST DOWNS	77	73
Rushing	27	32
Passing	40	35
Penalty	10	6
RUSHING YARDAGE	468	562
Rushing Attempts	184	195
Average Per Rush	2.5	2.9
Average Per Game	78.0	93.7
TDs Rushing	8	6
PASSING YARDAGE	1051	782
Comp-Att-Int	62-121-4	63-143-3
Average Per Pass	8.7	5.5
Average Per Catch	17.0	12.4
Average Per Game	175.2	130.3
TDs Passing	9	5
TOTAL OFFENSE	1519	1344
Average Per Play	5.0	4.0
Average Per Game	253.2	224.0
KICK RETURNS: # Yards	14-259	14-257
PUNT RETURNS: # Yards	17-122	6-19
INT RETURNS: # Yards	3-117	4-37
FUMBLES-LOST	13-2	10-1
PENALTIES-Yards	28-254	50-404
PUNTS-AVG	27-37.2	38-32.6
TIME OF POSSESSION/Game	21:40	26:20
3RD-DOWN Conversions	16/60	28/82
4TH-DOWN Conversions	4/10	5/12

Interceptions	no.	yds	avg	td	lg
SCELZA, Daniel	1	39	39.0	0	33
CAMPOLIETI, C.	1	5	5.0	0	5
ADLER, Owen	1	73	73.0	0	73

Punting	no.	yds	avg	lg	tb	fc	i20	50+	blk
OTTER, Patrick	26	1005	38.7	66	1	3	12	3	1
TEAM	1	0	0.0	0	0	0	0	0	0

Punt Returns	no.	yds	avg	td	lg
LAPORTE, Zach	13	58	4.5	0	14
SCELZA, Daniel	2	42	21.0	0	0
DEVENGENCIE, D.	1	0	0.0	0	0
CONRY, Nathan	1	14	14.0	0	14
PUHALSKY, M.	0	3	0.0	1	3
WELCSH, Jack	0	5	0.0	0	5
Total	17	122	7.2	1	14
Opponents	6	19	3.2	0	7

Kick Returns	no.	yds	avg	td	lg
CMIEL, Connor	6	195	32.5	0	43
CONRY, Nathan	5	52	10.4	0	20
SCELZA, Daniel	1	0	0.0	0	0
WELCSH, Jack	1	6	6.0	0	6
DRUMMOND II, N.	1	6	6.0	0	6
Total	14	259	18.5	0	43
Opponents	14	257	18.4	0	38

All Purpose	g	rush	rcv	pr	kr	ir	total	avg/g
CMIEL, Connor	6	4	390	0	195	0	589	98.2
FLOYD, Jahadge	6	307	19	0	0	0	326	54.3
WELCSH, Jack	6	180	48	5	6	0	239	39.8
KENNEDY, Jack	6	0	231	0	0	0	231	38.5
CONRY, Nathan	5	0	137	14	52	0	203	40.6
Total	6	468	1051	122	259	117	2017	336.2
Opponents	6	562	782	19	257	37	1657	276.2

Total Offense	g	plays	rush	pass	total	avg/g
DELAHUNTY, P.	6	130	39	919	958	159.7
FLOYD, Jahadge	6	79	307	0	307	51.2
WELCSH, Jack	6	31	180	0	180	30.0
HANNA, Griffin	4	34	-22	131	109	27.2
MANGAN, Michael	4	6	25	0	25	6.2
Total	6	305	468	1051	1519	253.2

DEFENSIVE STATS

#	Defensive Leaders	gp	Tackles				Sacks	Pass defense			Fumbles		blkd	
			ua	a	tot	tfl/yds		int-yds	brup	qbh	rcv-yds	ff	kick	saf
45	EICHENBERG,T.	6	36	27	49.5	10.5-44	5.5-33	.	2	3	.	2	.	.
6	ELAD,Jett	6	15	9	19.5	2.5-6	.	.	4	.	.	.	2	.
48	SCELZA,Daniel	6	15	9	19.5	4.0-21	.	1-39	2	.
26	PUHALSKY,M.	6	14	7	17.5	2.0-11	.	.	2
63	MCMAHAN,Zachary	6	10	14	17.0	6.0-23	6.5-22	.	.	2
46	WELCSH,Jack	6	8	14	15.0	1.0-1	.	.	1	.	1-0	.	.	.
31	CAMPOLIETI,C.	6	9	9	13.5	1.5-7	1.0-6	1-5	2	1
37	MCNAMARA,M.	6	6	14	13.0	5.5-23	2.0-12	.	1	5
47	SULLIVAN,Kyle	5	6	14	13.0	3.0-18	2.0-12	.	1
52	GERACE,Anthony	6	6	10	11.0	4.0-24	3.0-20	.	.	2
86	WELLS,Aidan	6	7	8	11.0	2.5-5	.	.	1
TM	TEAM	6	8	.	8.0	2.0-7	5	.	1
44	VELOTTA JR., C.	5	3	9	7.5	0.5-0	.	.	2
15	HARTLEY,Merick	6	4	6	7.0	.	.	.	2
25	RECHIN,Aidan	4	6	1	6.5	.	.	.	1
51	FRANCZ,Connor	5	5	1	5.5	2.0-12	1.0-8	.	1	1	.	.	.	1
8	CMIEL,Connor	6	3	.	3.0
24	KENNEDY,Jack	6	3	.	3.0	.	.	.	2
90	CONWAY,Aidan	2	2	2	3.0
62	LEVERT,Rico	2	2	2	3.0	1.0-2	1.0-2
57	HUBBARD,Aidan	1	2	2	3.0	1.0-1	1	.
4	MCCONVILLE,Rory	6	2	1	2.5
35	MATHEWS,C.	2	2	.	2.0	.	.	.	1
55	ADLER,Bennett	3	1	2	2.0	1
9	DAUGENTI,Erik	3	2	.	2.0	.	.	.	1
29	DEVENGENCIE,D.	1	2	.	2.0	1	.	.
49	MANGAN,Michael	4	1	1	1.5
38	KINZEL,Charles	2	1	1	1.5
66	MCCARTHY,Seamus	1	1	1	1.5
79	KORMOS,Benjamin	1	1	.	1.0
71	SCHWITZGEBEL,N.	1	.	2	1.0
11	COOPER,Luke	5	1	.	1.0
16	COYNE,Ryan	1	1	.	1.0
13	RIEDL,Jacob	2	.	2	1.0
5	MANGAN,Declan	1	1	.	1.0
33	CORTE,Michael	1	1	.	1.0
58	KEMPPFER,Kevin	1	.	1	0.5
39	DAVIS,Jacob	1	.	1	0.5
59	WATTERS,M.	2	.	1	0.5	1
78	COONEY,Seamus	1	.	1	0.5
28	ADLER,Owen	1	1-73
Total		6	187	172	273.0	49-205	22-115	3-117	24	16	1-0	8	5	2
Opponents		6	244	34	261.0	46-201	11-79	4-37	9	16	2-0	12	2	.

MONEY PLAYS

Money plays are defined as plays resulting in first down or a touchdown

MONEY RUSHERS	1st	TD	No.	Att
FLOYD, Jahadge	13	3	16	79
WELCSH, Jack	8	3	11	31
DELAHUNTY, P.	3	2	4	27
MANGAN, Michael	1	0	1	6
CROSBY, James	1	0	1	6
HANNA, Griffin	1	0	1	7
TOTALS	27	8	34	173

MONEY RECEPTIONS	1st	TD	No.	Rec
CMIEL, Connor	14	3	14	17
COOPER, Luke	7	0	7	9
KENNEDY, Jack	7	3	7	12
CONRY, Nathan	5	1	5	6
LANG, Jake	1	2	2	2
WELCSH, Jack	2	0	2	4
CANZANO, AJ	1	0	1	1
BIACSI, Ethan	1	0	1	3
DRUMMOND II, N.	1	0	1	2
FLOYD, Jahadge	1	0	1	4
TOTALS	40	9	41	62

1ST DOWN MONEY RUSHERS	1st	TD	No.	Att
FLOYD, Jahadge	3	1	4	43
WELCSH, Jack	3	0	3	13
DELAHUNTY, P.	0	1	1	11
HANNA, Griffin	1	0	1	4
TOTALS	7	2	9	86

1ST DOWN MONEY RECEPTIONS	1st	TD	No.	Rec
CMIEL, Connor	7	1	7	8
CONRY, Nathan	3	1	3	3
COOPER, Luke	1	0	1	1
KENNEDY, Jack	1	1	1	3
WELCSH, Jack	1	0	1	2
FLOYD, Jahadge	1	0	1	3
TOTALS	14	3	14	22

2ND DOWN MONEY RUSHERS	1st	TD	No.	Att
FLOYD, Jahadge	6	1	7	26
WELCSH, Jack	3	2	5	13
DELAHUNTY, P.	2	1	2	8
CROSBY, James	1	0	1	2
MANGAN, Michael	1	0	1	1
TOTALS	13	4	16	57

2ND DOWN MONEY RECEPTIONS	1st	TD	No.	Rec
CMIEL, Connor	5	1	5	6
KENNEDY, Jack	3	1	3	6
COOPER, Luke	2	0	2	4
CONRY, Nathan	2	0	2	3
LANG, Jake	1	1	1	1
DRUMMOND II, N.	1	0	1	1
WELCSH, Jack	1	0	1	1
CANZANO, AJ	1	0	1	1
TOTALS	16	3	16	24

3RD DOWN MONEY RUSHERS	1st	TD	No.	Att
FLOYD, Jahadge	3	0	3	8
WELCSH, Jack	2	1	3	5
DELAHUNTY, P.	1	0	1	7
TOTALS	6	1	7	24

3RD DOWN MONEY RECEPTIONS	1st	TD	No.	Rec
COOPER, Luke	4	0	4	4
KENNEDY, Jack	3	1	3	3
BIACSI, Ethan	1	0	1	1
CMIEL, Connor	1	1	1	2
TOTALS	9	2	9	14

4TH DOWN MONEY RUSHERS	1st	TD	No.	Att
FLOYD, Jahadge	1	1	2	2
TOTALS	1	1	2	6

4TH DOWN MONEY RECEPTIONS	1st	TD	No.	Rec
CMIEL, Connor	1	0	1	1
LANG, Jake	0	1	1	1
TOTALS	1	1	2	2

LONG PLAYS

20-YARD PLUS PLAYS

Yds	Type	Player(s)	Opponent
86*	Pass	CMIEL,Connor from DELAHUNTY,P.	COF ACADEMY
73	INT	ADLER,Owen	CANADA N-CLARKSO
72*	Pass	KENNEDY,Jack from DELAHUNTY,P.	ELDER
59	Pass	DRUMMOND II, N. from DELAHUNTY,P.	ARCHBISHOP HOBAN
58*	Pass	CONRY,Nathan from DELAHUNTY,P.	COF ACADEMY
54*	Pass	KENNEDY,Jack from DELAHUNTY,P.	CANADA N-CLARKSO
53*	Pass	CMIEL,Connor from DELAHUNTY,P.	EUCLID
44	Rush	FLOYD,Jahadge	EUCLID
43	KR	CMIEL,Connor	CANADA N-CLARKSO
42	Rush	WELCSH,Jack	EUCLID
39	KR	CMIEL,Connor	ELDER
37	Pass	CMIEL,Connor from DELAHUNTY,P.	MENTOR HIGH SCHO
36	KR	CMIEL,Connor	COF ACADEMY
33	INT	SCELZA,Daniel	MENTOR HIGH SCHO
31	KR	CMIEL,Connor	CANADA N-CLARKSO
29	Pass	CMIEL,Connor from DELAHUNTY,P.	ARCHBISHOP HOBAN
29	Pass	CMIEL,Connor from HANNA,Griffin	CANADA N-CLARKSO
29	Pass	CONRY,Nathan from DELAHUNTY,P.	COF ACADEMY
26	Rush	WELCSH,Jack	CANADA N-CLARKSO
25	KR	CMIEL,Connor	CANADA N-CLARKSO
24	Pass	BIACSI,Ethan from DELAHUNTY,P.	ELDER
24	Pass	KENNEDY,Jack from DELAHUNTY,P.	ELDER
24	Rush	FLOYD,Jahadge	EUCLID
23	Pass	WELCSH,Jack from DELAHUNTY,P.	CANADA N-CLARKSO
23	Pass	CONRY,Nathan from DELAHUNTY,P.	CANADA N-CLARKSO
22	Pass	CMIEL,Connor from DELAHUNTY,P.	ARCHBISHOP HOBAN
22	Pass	KENNEDY,Jack from DELAHUNTY,P.	ELDER
21	KR	CMIEL,Connor	CANADA N-CLARKSO
20	KR	CONRY,Nathan	ARCHBISHOP HOBAN

* touchdown scored on play

LONG PLAYS BY THE NUMBERS

Long Plays By Yards	No.	TD
100+	0	0
90-99	0	0
80-89	1	1
70-79	2	1
60-69	0	0
50-59	4	3
40-49	3	0
30-39	5	0
20-29	14	0

Long Plays By Type	No.	TD
Rushing	4	0
Passing	16	5
Punt returns	0	0
Kick returns	7	0
Interceptions	2	0
Fumble returns	0	0
Other	0	0
TOTAL	29	5

20-YARD PLUS BY PLAYER

Player	No.	TD	R	P	KR	PR	IR	FR
CMIEL,Connor	12	2	0	6	6	0	0	0
KENNEDY,Jack	4	2	0	4	0	0	0	0
CONRY,Nathan	4	1	0	3	1	0	0	0
WELCSH,Jack	3	0	2	1	0	0	0	0
FLOYD,Jahadge	2	0	2	0	0	0	0	0
SCELZA,Daniel	1	0	0	0	0	0	1	0
BIACSI,Ethan	1	0	0	1	0	0	0	0
ADLER,Owen	1	0	0	0	0	0	1	0
DRUMMOND II, N.	1	0	0	1	0	0	0	0
TOTAL	29	5	4	16	7	0	2	0

LONGEST PLAYS OF THE YEAR

Rushing

44 FLOYD,Jahadge vs EUCLID (9/7/2018)

Rushing Touchdown

9 DELAHUNTY,P. vs ARCHBISHOP HOBAN (8/25/2018)
9 FLOYD,Jahadge vs CANADA N-CLARKSON (9/29/2018)

Passing

86 CMIEL,Connor from DELAHUNTY,P.
vs COF ACADEMY (9/14/2018)

Passing Touchdown

86 CMIEL,Connor from DELAHUNTY,P.
vs COF ACADEMY (9/14/2018)

Punt Return

14 LAPORTE,Zach vs MENTOR HIGH SCHOOL (9/1/2018)
14 LAPORTE,Zach vs MENTOR HIGH SCHOOL (9/1/2018)
14 CONRY,Nathan vs COF ACADEMY (9/14/2018)

Kick Return

43 CMIEL,Connor vs CANADA N-CLARKSON (9/29/2018)

Interception Return

73 ADLER,Owen vs CANADA N-CLARKSON (9/29/2018)

Fumble Return

None










Punt

66 OTTER,Patrick vs ARCHBISHOP HOBAN (8/25/2018)

Field Goal

39 MCCONVILLE,Rory vs CANADA N-CLARKSON (9/29/2018)

COMPOSITE SCHEDULE

Opponent	Aug 24/25	Aug 31/Sept 1	Sept 7/8	Sept 14/15	Sept 21/22	Sept 28/29	Oct 5/6	Oct 12/13	Oct 19/20	Oct 26/27
Archbishop Hoban KNIGHTS		Cardinal Mooney CARDINALS W, 42-13	Huber Heights Wayne WARRIORS W, 47-28	Ursuline FIGHTING IRISH W, 56-28	St. Vincent-St. Mary FIGHTING IRISH W, 35-3	Benedictine BENGALS W, 42-14	Lake Catholic COUGARS	Padua BRUINS	Walsh Jesuit WARRIORS	Notre Dame-Cathedral Latin LIONS
Mentor CARDINALS	St. Edward EAGLES W, 42-39		Glenville TARBLOODERS W, 42-18	Strongsville MUSTANGS W, 45-20	Brunswick BLUE DEVILS W, 35-0	Medina BEES W, 49-10	Shaker Hts RED RAIDERS	Solon COMETS	Euclid PANTHERS	Elyria PIONEERS
Euclid PANTHERS	Glenville TARBLOODERS W, 42-17	Lorain TITANS W, 42-21		Medina BEES W, 37-14	Elyria PIONEERS W, 55-0	Strongsville MUSTANGS W, 50-31	Solon COMETS	Brunswick BLUE DEVILS	Mentor CARDINALS	Shaker Hts RED RAIDERS
COF Academy IRONMEN	North Allegheny (PA) TIGERS L, 20-45	Huber Heights Wayne WARRIORS L, 6-42	Lima Senior SPARTANS L, 14-26		BYE	Detroit Catholic Central SHAMROCKS L, 14-35	Bloomfield Hills Brother Rice (MI) WARRIORS	Dayton Dunbar WOLVERINES	Christian Brothers (MO) CADETS	IMG Academy (FL)
Elder PANTHERS	Gahanna Lincoln GOLDEN LIONS W, 31-0	Indianapolis Cathedral (IN) FIGHTING IRISH W, 39-34	Clarkson FOOTBALL NORTH W, 21-13	St. Edward EAGLES L, 30-36		Cincinnati St. Xavier BOMBERS W, 51-26	Cincinnati Archbishop Moeller CRUSADERS	Winton Woods WARRIORS	St. John Vianney (MO) GRIFFINS	Cincinnati LaSalle LANCERS
Clarkson FOOTBALL NORTH	Archbishop Moeller CRUSADERS L, 14-27	BYE	Elder PANTHERS L, 13-21	Erie (PA) ROYALS W, 42-28	Lorain TITANS W, 38-28		St. Frances Academy (MD) PANTHERS	St. Xavier BOMBERS	Cheshire Academy (CT) CATS	vs. Erie Cathedral Prep (PA) RAMBLERS
West Toronto Prep SQUAD	Peters Township (PA) INDIANS L, 7-43	Pickerington Central TIGERS L, 6-56	Massillon Perry PANTHERS L, 0-35	Brentwood Academy (TN) EAGLES L, 7-48	BYE	Cardinal Mooney CARDINALS L, 6-52		vs. Erie Cathedral Prep (PA) RAMBLERS	Erie McDowell TROJANS	Dayton Dunbar WOLVERINES
Cincinnati Archbishop Moeller CRUSADERS	Clarkson FOOTBALL NORTH W, 27-14	Louisville Trinity (KY) SHAMROCKS W, 21-14	Scott County (KY) CARDINALS L, 7-10	Lexington Lafayette (KY) GENERALS W, 39-0	Cincinnati St. Xavier BOMBERS W, 19-14	Cincinnati LaSalle LANCERS W, 21-14 OT	Cincinnati Elder PANTHERS		St. Edward EAGLES	Winton Woods WARRIORS
Cincinnati St. Xavier BOMBERS	Lakota West FIREBIRDS W, 34-0	Cincinnati Colerain CARDINALS L, 12-14	Walnut Hills EAGLES W, 41-7	Indianapolis Cathedral (IN) FIGHTING IRISH L, 14-20 OT	Cincinnati Archbishop Moeller CRUSADERS L, 14-19	Cincinnati Elder PANTHERS L, 26-51	Cincinnati LaSalle LANCERS	Clarkson FOOTBALL NORTH		Louisville (KY) St. Xavier Tigers
St. Edward EAGLES	vs. Mentor CARDINALS L, 39-42	vs. Detroit Cass Tech (MI) TECHNICIANS L, 20-21	vs. Erie Cathedral Prep (PA) RAMBLERS W, 35-3	Cincinnati Elder PANTHERS W, 36-30	BYE	Buchtel GRIFFINS W, 42-7	Indianapolis Cathedral (IN) FIGHTING IRISH	ST. JOSEPH Football North, Ontario	Cincinnati Archbishop Moeller CRUSADERS	