


**IRONMAN**  
**70.3**  **KRAICHGAU**

Powered By **KraichgauEnergie**   
Stadtwerke Bretten

# RELAY TEAM GUIDE

Some helpful information for relay teams  
competing at IRONMAN 70.3 Kraichgau



# REGISTRATION

## RELAY INFORMATION

The majority of information in the Athlete Guide applies to relay teams, with regards to timings and requirements to register and rack. Where there are variations due to team logistics, we have provided the information below.

## REGISTRATION

Registration for all athletes will take place on Friday and Saturday. It is recommended that all members of the relay team arrive together to collect the starting documents (please note that you attend registration onsite together with your team captain).

You will need to bring your ID and QR Code from your race week e-mail. All team members must sign the Active waiver online during the registration process before registering onsite.

Team captions will confirm the details of their athletes prior to registration on site. If changes need to be made, they will be done at the helpdesk. Please note that you cannot change team members at registration, only their details. **PLEASE MAKE THE CHANGES AT THE HELP DESK BEFORE COLLECTING YOUR RACE PACK.**

## REGISTRATION OPENING TIMES

Friday 19th August / 12 - 7 pm

Saturday 20th August / 10 am - 6 pm

## REGISTRATION LOCATION

EXPO, Bad Schönborn-Mingolsheim  
(near Schönbornhalle)

## RACE PACK

As a relay team you will receive three athlete backpacks as well as:

2 x Race BIBs – one for the bike, one for the run

3 x athlete wristbands – one for each team member

1 x swim cap

1 x Sticker Sheet – for the bike and transition bags



# TRANSITION

## TRANSITION

Relay teams must rack their bike on raceday morning. We do advise that all team members attend Transition so you can familiarise yourselves with the meeting point and the route. Information regarding openings times and location of Transition are below:

## TRANSITION OPENING TIMES (BIKE CHECK IN)

Sunday 21th May / 6:30 - 7:45 am

## TRANSITION LOCATION

Transition 1, Hardtsee -  
Ubstadt-Weiher

## TIMING CHIP

The athlete checking the bike in will be the one who receives the timing chip as they exit bike check-out. This athlete is responsible for ensuring that the relay member doing the swim, receives this before the race starts. If the swimmer is not wearing the timing chip, the swimmer will not be able to start the race. Please note that each relay team will only receive one timing chip, it is not one timing chip per person.

## TRANSITION BAGS

At the Registration you will receive the transitions bags. For the relay teams it is not mandatory to use them, but you can hand them in if needed (optional).

## TRANSITION MEET POINT

In Transition, there will be a dedicated area for RELAYS. This is the area where you may exchange your timing chip with the other relay team member during the race. Please make sure all team members are aware of this area when racing on Sunday.

For example:

The swimmer will run to Transition where the Relay Meeting Point will be at the entrance of T1 – they will then exchange the timing chip with the cyclist who will then run to their bike and start their bike leg.

Once the cyclist has completed the bike leg, they will re-rack their bike and run back towards the same Relay Meeting Point. The cyclist will give the timing chip to the runner who will run out on to the run course.

# THE FINISH LINE

## THE FINISH LINE

You have all earned the achievement of finish an IRONMAN 70.3 distance so we think you should all get the opportunity to run down the Finish Line together, as a team.

We recommend to meet at Pestalozzistraße – before the grids start leading into the finish channel where you will be able to meet the rest of your team members at. Don't forget that it is still a race so make sure you're in time to meet your runner!

## AFTER THE RACE

- All team members will receive one finisher medal (right after the finish line) and one finisher T-shirt (in the athlete garden).
- After the race all the relay team members have access to the Athlete Garden with refreshments.

## BIKE CHECK-OUT

Don't forget to do the bike check-out and chip return.

Note that the runner needs to return the chip to the biker, so she/he is able to check out the bike and return the timing chip.

## BIKE CHECK-OUT TIMES

Sunday 21<sup>th</sup> May / 3 pm - 6:30 pm

## BIKE CHECK-OUT LOCATION

Transition 2, Bad Schönborn-Mingolsheim

## SPORTOGRAF

Sportograf is proud to be the official photographic service of the athletes at IRONMAN 70.3 Kraichgau. We will provide you with our "Foto-Flat" which includes all your amazing personal content from various prime locations along the course, as well as beautiful photographs of the scenic views and the race day in general.

The whole race photo pack can be purchased by only one team member.

Order your race images here: [www.sportograf.com](http://www.sportograf.com).

# RULES AND REGULATIONS

## RULES AND REGULATIONS

Please make sure that you are familiar with the [general rules for IRONMAN](#) and the specific rules that relate to each discipline for the relevant athlete. These are outlined in the Athlete Guide but we have also included the main ones below for you.

It is the responsibility of each team member to understand the course they must complete, and what time they must be in place for the swim start, changeovers and the finish.

## LOCAL RULES


- Littering will result in a disqualification
- Race numbers must be worn on the back for bike and front for the run
- Any graffiti painted on the road will result in disqualification of the athlete (chalk can be used)


## General Rules

- Outside assistance is not allowed. Friends, family members, coaches or supporters may not bike, drive or run alongside an athlete, may not pass food or other items to an athlete
- No iPods, video recording, listening or recording devices are allowed
- Athletes who abuse Race Officials will be disqualified
- Athletes who fail to follow instructions of a Race Official will be disqualified
- If, in the view of the Race Officials, an athlete is unable to complete that section of the course within the cut off time, they may be withdrawn from the race immediately

## Penalties

Penalties will be issued by referees, as well as a team of motorcycle marshals on the bike course using the following card system.

 Yellow Card – 30 second penalty

 Blue Card – 5 Minute Penalty

 Red Card – Disqualification

If you break a rule on the course, a referee will show you a card and report your race number to the penalty staff. You must serve your penalty in the penalty box located in transition. A red card will result in an immediate withdrawal from the race.

# RULES AND REGULATIONS

## SWIM COURSE RULES

- Athletes must wear the swim cap provided by race
- No fins, gloves, paddles, or flotation devices (including pull buoys) of any kind are allowed
- Neoprene or any other booties are prohibited unless the water temperature is 24,5 degrees or colder
- When the use of wetsuits is forbidden, clothing covering any part of the arms below the elbows and clothing covering any of the leg below the knee is deemed illegal equipment and is not permitted. Compression sleeves or compression calf guards/socks may NOT be worn during non-wetsuit swims, but may be worn upon completion of the swim
- Swim goggles may be worn. Snorkels are prohibited
- No individual paddlers or escorts allowed. The course will be adequately patrolled by boats, canoes and paddleboards
- Any assistance required during the swim will result in disqualification if forward progress was made. Athletes are permitted to use kayaks and boats as aid, as long as forward progress is not made. Course officials and medical personnel reserve the right to remove athletes from the course if determined medically necessary
- The swim course will close 1 hour and 10 minutes after the last athlete enters the water. Each athlete will have 1 hour and 10 minutes to complete the 1.9 km swim. Individual athletes who take longer than 1 hour and 10 minutes to complete the swim will receive a DNF. IRONMAN officials reserve the right to pull athletes off the course who exceed any established course time cut-offs.



[Click here to see the Swim Course](#)



# RULES AND REGULATIONS

## BIKE COURSE RULES

*Athletes must wear their IRONMAN issued BIB number on their backs, clearly visible at all times on the bike course. BIB numbers identify the official athletes in the race. Folding, cutting the BIB number, intentional alteration of any kind, or failure to wear race number is strictly prohibited and may result in disqualification.*

1. Bicycles must be racked in a manner such that the majority of the bicycle is on the athlete's side of the bike rack.

2. No tandems, fixed-gear bikes, recumbents, fairings, or any add-on device designed exclusively to reduce resistance are allowed. Any new, unusual, or prototype equipment will be subject to a determination of legality by the event organizer and/or Head Referee.

3. The sole responsibility of knowing and following the prescribed cycling course rests with each athlete. No adjustments in times or results shall be made for athletes who fail to follow the proper course for any reason whatsoever.

4. Athletes must obey all traffic laws while on the cycling course unless otherwise specifically directed by an official, race monitor or designee with actual authority. Failure to do so may result in disqualification.

5. No athlete shall endanger himself or another athlete. Athletes who intentionally present a danger to any athlete or who, in the judgment of the Head Referee, appear to present a danger to any athlete may be disqualified.

6. Helmets, bike shoes, and other cycling gear cannot be placed around the athlete's bike in transition but cleats can be attached to the pedals. A shirt must be worn at all times.

7. Cameras, phone cameras, and video cameras are prohibited unless permission is given by IRONMAN. If permission is given by IRONMAN, it is the athlete's responsibility to notify the Head Referee prior to race start. Athletes seen with a camera, phone camera, or video camera without permission will be disqualified.

8. Athletes must wear a bike helmet number on the front of their helmet and their BIB on their back for the bike section.

9. A bicycle helmet must be worn and fastened during the entire bike section. It must be securely fastened before the bike is removed from the rack and remain in place and fastened until the bike is re-racked.

10. No individual support allowed. Ample aid and food stations will be provided. Friends, family members, coaches, or supporters of any type may NOT bike, drive, or run alongside athlete, may not pass food or other items to athlete, or receive anything from the athlete and should be warned to stay completely clear of all athletes to avoid the disqualification of the athlete. It is incumbent upon each athlete to immediately reject any attempt to assist, follow, or escort.

# RULES AND REGULATIONS

**11.Do not litter.** Any item that needs to be discarded, including but not limited to water bottles, gel wrappers, energy bar wrappers, broken bike parts, or clothing items, may only be discarded in the trash drop zones at each aid station. Any littering on the bike course will result in disqualification. We are privileged to be able to hold this race in an area of outstanding natural beauty and all have a responsibility to leave it unspoiled.

**12.Athletes** must be individually responsible for repair and maintenance of their own bike. Athletes should be prepared to handle any possible mechanical malfunction. Assistance from official race personnel is permitted. A bike service will be available at the expo and transition 1 before the race. A bike service on the bike course is available at km 22.

**13.Athletes** may walk with their bike, if necessary, but may not make progress on the bike course unaccompanied by their bicycle.

**14.Bike inspection** is not mandatory and will not be provided at Bike Check-In, although technicians will be available. Athletes are ultimately responsible for their own bikes. However, race officials may at their own discretion make final judgment as to the soundness of the bike.

**15.Headphones, headsets** which are inserted in or covering the ears are not allowed during any portion of the event.

**16.Please** be aware that you could be DNF'ed after the race based on final timing verified by the timing company which shows that you failed to meet the cut off applicable to your start.

**17.Helmet mirrors** or mirrors attached to the bike or body are prohibited unless needed for a verifiable medical reason. Athletes granted permission to use a mirror will be ineligible for awards or World Championship entry slots. Athletes using a mirror without permission will be disqualified.

**18.Athletes** may not use communication devices of any type, including but not limited to cell phones, smart watches, Bluetooth enabled or “smart” helmets, and two-way radios, in any distractive manner during the Race. A “distractive manner” includes but is not limited to making and receiving phone calls, sending and receiving text messages, playing music, using social media, taking photographs, and mounting the device to a bike for purposes of using the device like a bike computer. Using a communication device in a distractive manner during the Race will result in disqualification.

**19.Cycling** with a bare torso is prohibited. Athletes must wear a shirt, jersey, or sport top/sports bra at all times during the cycling segment of the Race. Uniforms with a front zipper may be unzipped to any length, provided, the zipper is connected at the bottom of the uniform at all times and the top of the uniform covers the shoulders.



[Click here to see the Bike Course](#)



# RULES AND REGULATIONS

## SWIM COURSE RULES

1. Athletes may run, walk, or crawl

2. Athletes must wear their IRONMAN issued BIB number in front of them clearly visible at all times on the course. BIB numbers identify the official athletes in the race. Folding, cutting the bib number, intentional alteration of any kind, or failure to wear race number is strictly prohibited and may result in disqualification

3. Headphones or headsets of any type are not allowed during any portion of the event

4. Cameras, phone cameras, and video cameras are prohibited unless permission is given by IRONMAN. If permission is given by IRONMAN, it is the athlete's responsibility to notify the Head Referee prior to race start. Athletes seen with a camera, phone camera, or video camera without permission will be disqualified

5. Athletes are expected to follow the directions and instructions of all race officials and public authorities

6. The sole responsibility of knowing and following the prescribed running course rests with each athlete. No adjustments in times or results shall be made for athletes who fail to follow the proper course for any reason whatsoever.

7. No individual support allowed. Ample aid and food stations will be provided. Friends, family members, coaches, or supporters of any type may NOT bike, drive, or run alongside athlete, may not pass food or other items to athlete, or receive anything from the athlete and should be warned to stay completely clear of all athletes to avoid the disqualification of the athlete. It is incumbent upon each athlete to immediately reject any attempt to assist, follow, or escort.

8. Running with a bare torso is prohibited. Athletes must wear a shirt, jersey or sports top/sports bra at all times during the run segment on the race. Uniforms with a front zipper may be unzipped to any length, provided that the zipper is connected at the bottom of the uniform at all times and the top of the uniform covers the shoulders. The uniform should be fully zipped when crossing the finish line.

9. The run course will officially close 8 and a half hours after the last athlete enters the water



[Click here to see the Run Course](#)