

How to apply for a Day License Ironman 70.3 / 5i50 Westfriesland

Everyone participating in the Ironman 70.3 or in the 5i50 Westfriesland needs a Triathlon License or a (Dutch) Day License. This also applies to relay teams, however one License per relay team is sufficient.

A Triathlon License is:

- An Atletenlicentie or Jeugdlicentie from the NTB.
- A foreign Triathlon License, for example a Triathlon License from the Belgian, German, French, Spanish etc. Triathlon Association.

Do you have one of these licenses? You do **not** need a Day License. Just show your (foreign) Triathlon License on site at the registration in Hoorn.

If you do not have a (foreign) Triathlon License you will need a Day License from the Dutch Triathlon Association, the NTB.

You can apply for a Day License via mijntriathlonNL by going through the following steps.

Step 1 – You need a (free) user account for mijntriathlonNL

Do you already have an user account? Then proceed directly to Step 2.

To create an account:

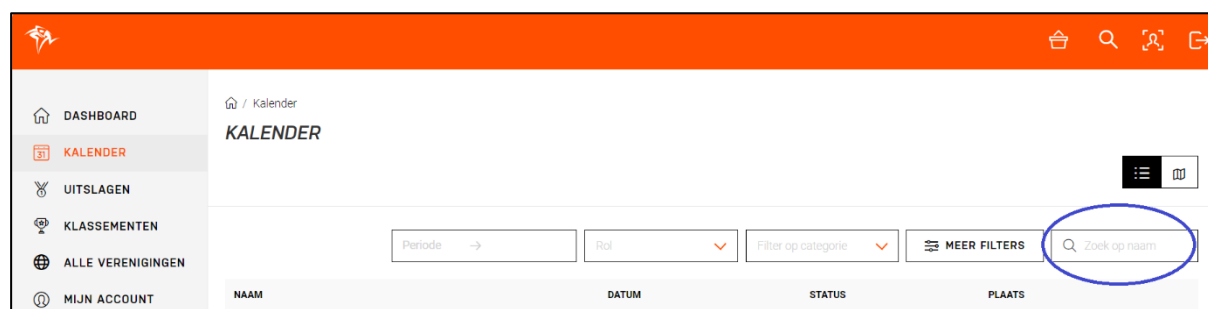
- Go to [Registreren voor mijntriathlonNL](https://registreren.voor.mijntriathlonNL). Fill in your details and click on the orange button REGISTREREN.
- You will receive two emails at the email address you entered:
 1. An email with your username and a temporary password.
 2. An email to confirm your email address.
- Click on the link in the second email to confirm your email address and login with the details from the first email.

If all went well you are now logged in. You can change your password if you wish by clicking on MIJN ACCOUNT and then on INSTELLINGEN.

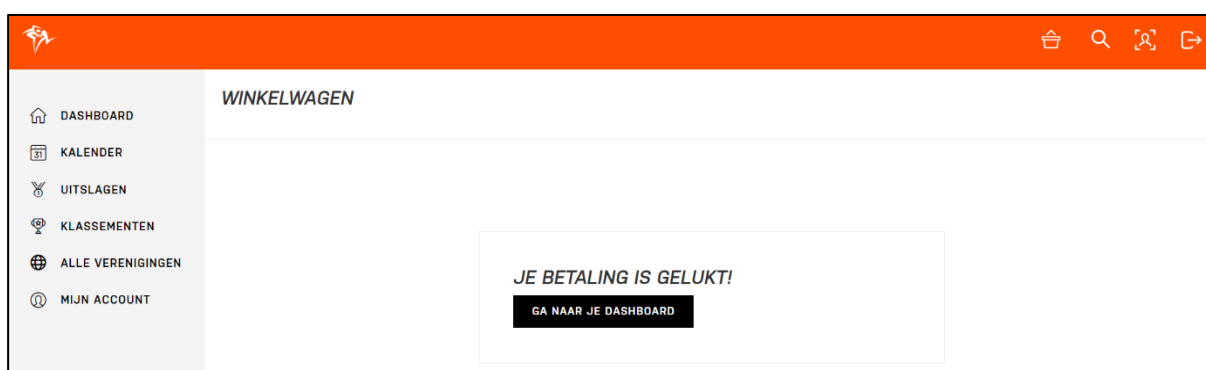
Are you unable to create an account and/or to log in? Please contact the NTB office via info@triathlonbond.nl

Step 2 – To apply a Day License

- Log in (again) to mijntriathlonNL
- Click on KALENDER at the top left.
- Look up the event. A handy way to do that is to type 'Ironman' in the search field *Zoek op naam*.



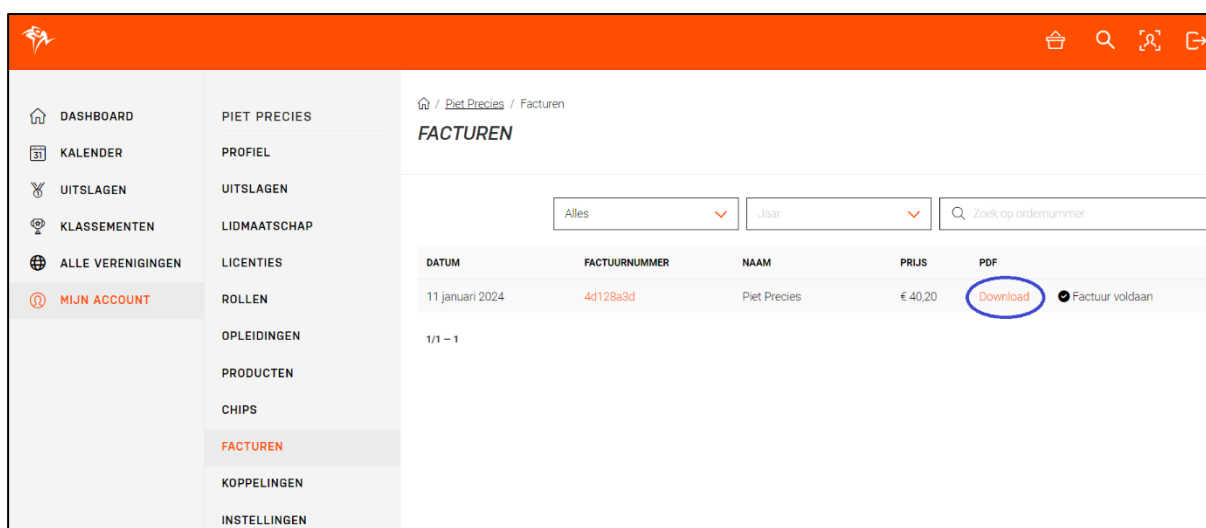
- Click on the name of the event.
- Click on the race you are going to do and for which you need a Day License.
- You will see a screen with details of the race. Are you sure you are at the right race? Then click on the orange button INSCHRIJVEN.
- You will now be asked whether the race for which you need a Day License is really correct. Tick the race you are going to do and click on the orange button INSCHRIJVEN.
- You now enter the shopping cart so that you can pay for your Day License. Go through all the steps by clicking on the orange button VOLGENDE each time.
- In step 4 you agree to the general terms and conditions and to the cancellation policy of the NTB regarding the costs of the Day License. Tick it and click the button VOLGENDE again.
- In step 5 you pay for the Day License. If the payment was successful you will see the screen below.



Step 3 – Download your Day License certificate

When registering on site in Hoorn, you will be asked for your Day License certificate. The invoice for the Day License is your Day License certificate and simply showing the invoice will be sufficient. You can find the invoice in your account:

- Log in again to [mijntriathlonNL](https://mijntriathlonNL.nl)
- Click on MIJN ACCOUNT.
- Click on FACTUREN.



- Click on **Download** behind the invoice. This download is your Day License certificate.

Do you have any questions regarding the Day Licenses? Please contact the NTB office via info@triathlonbond.nl