

2014-2015 8 & UNDER MEMBERSHIP REPORT



TABLE OF CONTENTS

Background	Page 1
National Analysis	Page 2
Mid-Am Analysis	Pages 3-4
2 and 2 Challenge	Pages 5-6
Mid-Am's 2014-15 Association Performance	Pages 7-10
District and Local Association Analysis	Pages 11-40
Program Services Contact for Affiliate	Shannon Webster (719) 538-1118/ shannonw@usahockey.org





This report focuses on the foundation of USA Hockey’s player base – the 8 & under age category. It examines the entry-level age group both at the National and Affiliate level for the past five seasons, as well as the past three seasons at the association level. The objective is to help all levels of USA Hockey’s structure understand their past performance and create achievable growth goals for the 2015-16 season.

Recently, concentrated growth efforts in the 8 & under age category have produced positive results:

- 8 & under participation saw an increase for the second year in a row and four out of the last five seasons.
- During the 2014-15 season there were 105,925 players; the 2nd highest total in USA Hockey history.

To continue increasing participation, USA Hockey’s efforts remain focused on these key initiatives:

- Attracting new players each season
- Retaining players from one season to the next

By increasing the number of players at the 8 & under age level, associations are positively impacting growth at the older age levels. The table below demonstrates that recent growth at the 8 & under age level is improving the larger 9 to 14 age groups, thus supplementing long-term growth.

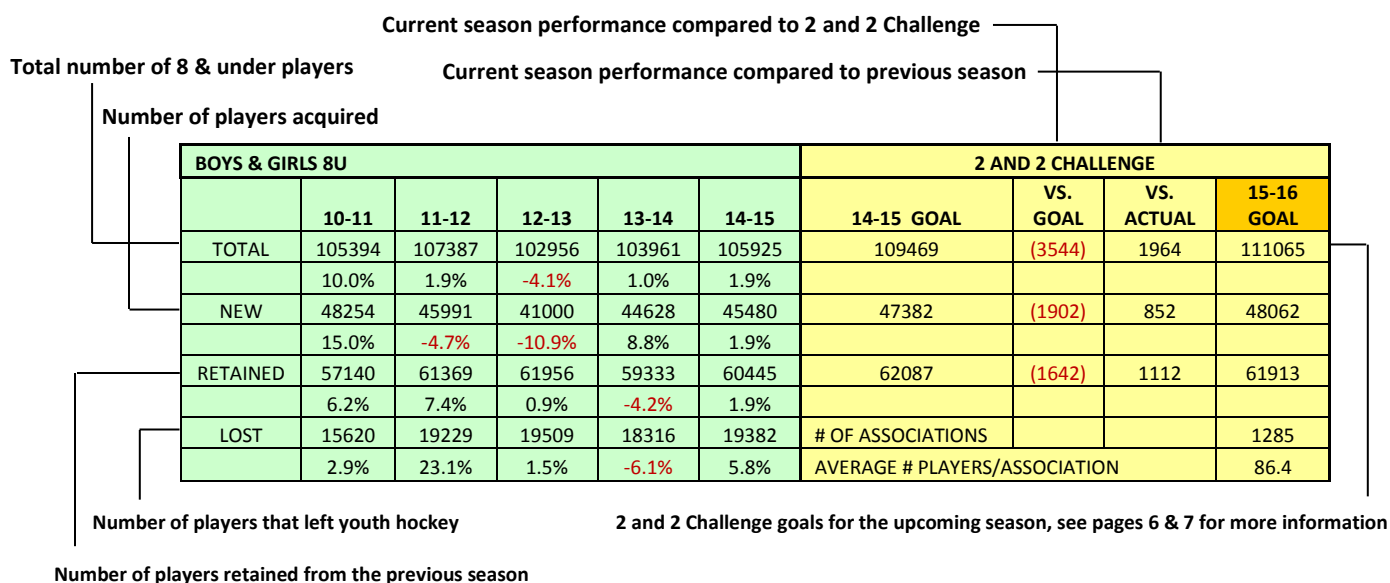
TOTAL BOYS & GIRLS HOCKEY PARTICIPATION: AGES 9 THROUGH 14

	2010-11	2011-12	2012-13	2013-14	2014-15
Participants	171,826	174,884	175,867	177,906	181,107
% increase	1.7%	1.8%	0.6%	1.2%	1.8%

Putting growth initiatives into action requires a coordinated effort between USA Hockey national staff and local youth hockey volunteers. In an effort to work more closely with local associations, USA Hockey has instituted the 2 and 2 Challenge. The 2 and 2 Challenge, further explained on page 5, is a comprehensive program that utilizes existing national growth programs, resources, and tools to help youth hockey leaders grow participation with their local associations. To achieve these growth goals, the 2 and 2 Challenge asks participating associations to add two new players and retain two additional players than the previous season’s total.

Combining established growth initiatives with USA Hockey’s American Development Model will ensure greater skill development and increased participation.

HOW TO READ THE DATA CHARTS IN THIS REPORT





2014-15 KEY TAKEAWAYS—NATIONAL

Total

- In 2014-15, the total number of players ages 8 & under increased by 1,964 (1.9%) to 105,925.
- With this increase, the 2014-15 season represents the 2nd largest total of players at the 8 & under level in USA Hockey history.

Acquisition

- New players increased from 44,628 to 45,480 in 2014-15, an addition of 852 (1.9%).
- This is the second consecutive season of growth in new players.

Retention

- Retained players increased by 1,112 (1.9%) to a total of 60,445.

NATIONAL BOYS AND GIRLS 8U

	10-11	11-12	12-13	13-14	14-15
TOTAL	105394	107387	102956	103961	105925
%	10.0%	1.9%	-4.1%	1.0%	1.9%
NEW	48254	45991	41000	44628	45480
%	15.0%	-4.7%	-10.9%	8.8%	1.9%
RETAINED	57140	61396	61956	59333	60445
%	6.2%	7.4%	0.9%	-4.2%	1.9%
LOST	15620	19229	19509	18316	19382
%	2.9%	23.1%	1.5%	-6.1%	5.8%

NATIONAL BOYS 8U

	10-11	11-12	12-13	13-14	14-15
TOTAL	89907	91199	87805	88168	89386
%	9.7%	1.4%	-3.7%	0.4%	1.4%
NEW	40058	37875	33917	36744	37184
%	15.0%	-5.4%	-10.5%	8.3%	1.2%
RETAINED	49849	53324	53888	51424	52202
%	5.7%	7.0%	1.1%	-4.6%	1.5%
LOST	12350	15149	15308	14559	15304
%	3.5%	22.7%	1.0%	-4.9%	5.1%

NATIONAL GIRLS 8U

	10-11	11-12	12-13	13-14	14-15
TOTAL	15487	16188	15152	15794	16539
%	-1.9%	4.5%	-6.4%	4.2%	4.7%
NEW	8197	8116	7085	7887	8299
%	3.9%	-1.0%	-12.7%	11.3%	5.2%
RETAINED	7290	8072	8067	7907	8240
%	-7.8%	10.7%	-0.1%	-2.0%	4.2%
LOST	3272	4081	4201	3759	4082
%	-13.0%	24.7%	2.9%	-10.5%	8.6%



2014-15 KEY TAKEAWAYS—MID-AM

Total

- The total number of players ages 8 & under in Mid-Am increased by 100 (1.4%) to 7,400.

Acquisition

- New players increased by 14 (0.4%) to 3,281.
- This is the second consecutive season Mid-Am has seen growth in new players.

Retention

- Retained players increased by 86 (2.1%) from 2013-14 to 4,119.

MID-AM BOYS AND GIRLS 8U

	10-11	11-12	12-13	13-14	14-15
TOTAL	6877	7668	7420	7300	7400
%	5.7%	11.5%	-3.2%	-1.6%	1.4%
NEW	3513	3498	3199	3267	3281
%	10.6%	-0.4%	-8.5%	2.1%	0.4%
RETAINED	3364	4170	4221	4033	4119
%	1.0%	24.0%	1.2%	-4.5%	2.1%
LOST	1194	1602	1603	1463	1446
%	24.9%	34.2%	0.1%	-8.7%	-1.2%

MID-AM BOYS 8U

	10-11	11-12	12-13	13-14	14-15
TOTAL	6239	6945	6731	6545	6650
%	4.5%	11.3%	-3.1%	-2.8%	1.6%
NEW	3107	3092	2830	2825	2871
%	8.6%	-0.5%	-8.5%	-0.2%	1.6%
RETAINED	3132	3853	3901	3720	3779
%	0.7%	23.0%	1.2%	-4.6%	1.6%
LOST	1040	1329	1358	1250	1202
%	27.9%	27.8%	2.2%	-8.0%	-3.8%

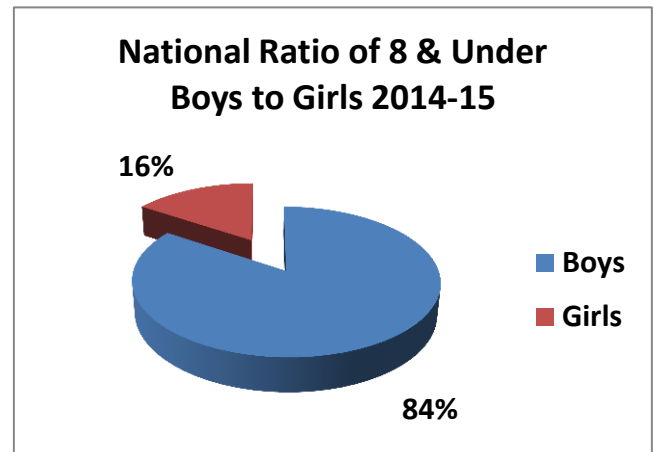
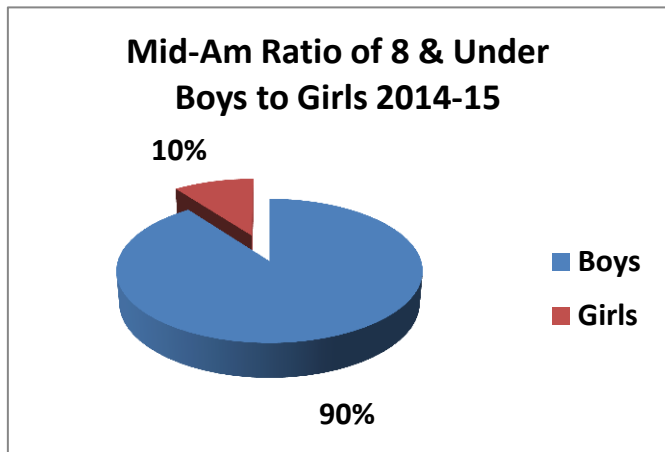
MID-AM GIRLS 8U

	10-11	11-12	12-13	13-14	14-15
TOTAL	638	723	689	755	750
%	19.5%	13.3%	-4.7%	9.6%	-0.7%
NEW	406	406	369	442	410
%	29.7%	0.0%	-9.1%	19.8%	-7.2%
RETAINED	232	317	320	313	340
%	5.0%	36.6%	0.9%	-2.2%	8.6%
LOST	154	273	245	213	244
%	7.7%	77.3%	-10.3%	-13.1%	14.6%

RATIO OF BOYS TO GIRLS—8 & UNDERS

Mid-Am: Boys represented 90% of all 8 & under youth hockey participants, while girls represented 10%.

National: Boys represented 84% of all 8 & under youth hockey participants, while girls represented 16%.



RETENTION INCREASES WITH AGE

Youth hockey retention increases with both age and seasons accrued. While retention rates increase from 10 & under on up, the overall growth of hockey relies on acquiring more 8 & under players.

Mid-Am's retention results for 2014-15 by age segment:

- 33.7% of all 4 Year Olds returned as 5 Year Olds
- 52.4% of all 5 Year Olds returned as 6 Year Olds
- 65.4% of all 6 Year Olds returned as 7 Year Olds
- 76.2% of all 7 Year Olds returned as 8 Year Olds
- 84.6% of all 10 & Under returned in 2014-15
- 90.1% of all 12 & Under returned in 2014-15
- 93.0% of all 14 & Under returned in 2014-15

National Average 37.4%
 National Average 55.2%
 National Average 70.1%
 National Average 77.2%

National Average 86.0%
 National Average 91.6%
 National Average 94.5%



2 AND 2 CHALLENGE

The 2 and 2 Challenge is a comprehensive growth program for local associations. It is a blueprint that guides youth hockey leadership through national programs and tools to reach their growth goals of acquiring two new players and retaining two additional players than the previous season’s total.

To complete the 2 and 2 Challenge, associations utilize three programs that drive growth – **Retention**, **Acquisition** & **Conversion**.

RETENTION—*Welcome Back Week* September 14th - 20th

Reaching out with a personal invitation to return to youth hockey is crucial. For this program, associations coordinate phone calls inviting families back to youth hockey.



ACQUISITION—*Try Hockey For Free Days* November 7th & February 20th

Try Hockey events provide associations the opportunity to attract new families to the rink. Last season over 25,000 kids were introduced to youth hockey through this program.



CONVERSION—*Transition Program*

Children that sample youth hockey don’t always become new hockey players. A low-cost, low-commitment program to easily transition families from trying hockey to participating in youth hockey programs will significantly increase the likelihood of adding more players. Examples of how this can be achieved is offering a Learn-to-Play program or mixing prospective players into existing beginner programs.



By taking advantage of these national programs, participating associations will be nationally recognized as achieving the 2 and 2 Challenge and be rewarded for their efforts.

To learn more and to accept the 2 and 2 Challenge, visit www.2and2Challenge.com or call (719) 538-1124.





2 AND 2 CHALLENGE GOALS

ASSOCIATION

The 2 and 2 Challenge goals for every association are to add two new players and retain two additional players than the previous season's 8 & under player total.

Below is an example of an association that achieved their 2 and 2 Challenge goals from this past season and their new goals for 2015-16:

Previous three seasons results				2 and 2 Challenge results and goals			
BOYS & GIRLS_8 & UNDER				2 AND 2 CHALLENGE			
	12-13	13-14	14-15	14-15 GOAL	VS. GOAL	VS. ACTUAL	15-16 GOAL
TOTAL	71	64	79	68	11	15	83
NEW	37	32	42	34	8	10	44
RETAINED	34	32	37	34	3	5	39
LOST	23	25	15				

If the 2 and 2 Challenge goals are achieved again in 2015-16, this program will enjoy a 5.1% increase.

- **TOTAL:** 44 new + 39 retained = 83 total players
- **NEW:** 42 + 2 = 44 new players
- **RETAINED:** 37 + 2 = 39 retained players

MID-AM

MID-AM	2014-15 GOAL	2014-15 ACTUAL	2015-16 GOAL
TOTAL	7,628	7,400	7,744
NEW	3,431	3,281	3,453
RETAINED	4,197	4,119	4,291

Based on 86 associations that registered 5 players or more, the 2015-16 goals are:

- **TOTAL:** 7,400 + 344 = 7,744 (4.7%)
- **NEW:** 3,281 + 172 = 3,453 (5.4%)
- **RETAINED:** 4,119 + 172 = 4,291 (4.2%)

NATIONAL

NATIONAL	2014-15 GOAL	2014-15 ACTUAL	2015-16 GOAL
TOTAL	109,469	105,925	111,065
NEW	47,382	45,480	48,050
RETAINED	62,087	60,445	63,015

Based on 1,285 associations that registered 5 players or more, the 2015-16 goals are:

- **TOTAL:** 105,925 + 5,140 = 111,065 (4.9%)
- **NEW:** 45,480 + 2,570 = 48,050 (5.7%)
- **RETAINED:** 60,445 + 2,570 = 63,015 (4.3%)



ASSOCIATIONS ACCOMPLISHING THEIR 2 AND 2 CHALLENGE GOALS

While many associations experienced growth, only Butler Valley Youth Hockey, Geauga Youth Hockey Association, Johnstown Jets Hockey, Mentor Youth Hockey, Mt. Lebanon Hockey Association, Newark Ice Hockey Association, Ohio Junior Hockey Association, Tam-O-Shanter Hockey, and Winterhurst Hockey Association successfully met their 2 and 2 Challenge goals of growing by two for both new and retained players.

MID-AM'S 2014-15 ASSOCIATION PERFORMANCE

<u>Association</u>	<u>Net Growth</u>
1. Little Penguins	+894
2. Pepsi Coliseum Youth Hockey League	+42
3. Phantom Fireworks Youth Hockey Inc.	+37
4. Newark Ice Hockey Association	+30
5. North Olmsted Hockey Club	+30
6. Indianapolis Racers Travel Hockey Association	+26
7. South Fayette Hockey Club	+26
8. Erie Youth Hockey Association	+25
9. Steel City Selects Girls Hockey Association	+22
10. Allegheny Hockey Association	+21
11. Butler Valley Youth Hockey	+20
12. Tam-O-Shanter Hockey	+20
13. Wheeling Amateur Hockey Association	+20
14. Ohio Junior Hockey Association	+18
15. South Indy Youth Hockey	+18
16. Cambria County Student Hockey League	+17
17. Lawrence County Lightning	+17
18. Easton Youth Hockey Association	+15
19. Mt. Lebanon Hockey Association	+15
20. Bowling Green Youth Hockey	+14
21. Greensburg Salem Hockey Club	+14
22. Troy Recreation Hockey	+14



23. Mentor Youth Hockey	+13
24. Geauga Youth Hockey Association	+11
25. Johnstown Jets Hockey	+11
26. Columbus Blue Jackets Special Hockey	+10
27. Columbus Youth Hockey	+9
28. Garfield Heights Muny Hockey	+9
29. Indianapolis Special Hockey	+9
30. Tri-County Hockey Association	+9
31. Canlan Ice Sports Inc./McMillen Ice Arena	+7
32. Indiana Youth Hockey Association	+7
33. Winterhurst Hockey Association	+7
34. Adaptive Sports Ohio Sled Hockey	+6
35. Columbus Chill Youth Hockey Association	+6
36. Owensboro Youth Hockey	+6
37. Pittsburgh Hornets	+6
38. Findlay Amateur Hockey Association	+5
39. Greater Pittsburgh Special Hockey	+5
40. Ohio Sled Hockey Blades	+5
41. Wooster Hockey & Skating Club	+5
42. Morgantown Hockey Association	+4
43. Cincinnati Swords	+3
44. Midwest Ice Center Youth Hockey	+3
45. Cleveland Skating Club	+2
46. Fort Wayne Youth Hockey Inc.	0
47. South Hills Amateur Hockey Association	0
48. Altoona Area Youth Ice Hockey	-1
49. Ice Miners Hockey	-1
50. Columbus Ice Hockey Club	-2
51. Euclid Youth Hockey Association	-3



52. Strongsville Youth Hockey Club	-3
53. Westmoreland Hockey Association	-3
54. Bloomington Blades Youth Hockey	-4
55. Elyria Ice Hockey	-4
56. Mon Valley Youth Hockey Association	-4
57. Trinity Ice Hockey Club	-4
58. Beaver County AHA	-5
59. Shaker Youth Hockey Association	-5
60. Fremont Youth Hockey Boosters Assoc	-6
61. Athens Youth Hockey Association	-7
62. Charleston Amateur Hockey Association	-8
63. Greater Toledo Amateur Hockey Assoc	-8
64. Crawford County Youth Hockey Association	-9
65. North Pittsburgh Youth Hockey	-9
66. Pittsburgh Predators Hockey Club Inc.	-9
67. Pittsburgh Amateur Penguins	-10
68. Canton-Akron Hockey Association	-11
69. Airport Ice Arena	-12
70. Cleveland Heights Hockey League	-12
71. Indian Hill Winter Club	-14
72. Bluegrass Youth Hockey Association	-16
73. North Hills Amateur Hockey	-16
74. Rocky River Youth Hockey	-16
75. Southpointe Amateur Hockey Association	-17
76. Youth Hockey at Gilmour	-19
77. RMU Island Sports Center	-24
78. Northern Kentucky Youth Hockey	-27
79. Dayton Hockey Assoc	-28
80. Pittsburgh Ice	-28



81. Parma Hockey Association	-29
82. Indianapolis Youth Hockey Association	-32
83. Armstrong Amateur Hockey League	-42
84. Evansville Youth Hockey	-42
85. Irish Youth Hockey League	-50
86. Capital Amateur Hockey Association	-111



INDIANA

INH0045 BLOOMINGTON BLADES YOUTH HOCKEY

BOYS & GIRLS_8 & UNDER				2 AND 2 CHALLENGE			
	12-13	13-14	14-15	14-15 GOAL	VS. GOAL	VS. ACTUAL	15-16 GOAL
TOTAL	16	19	15	23	(8)	(4)	19
NEW	7	7	7	9	(2)	0	9
RETAINED	9	12	8	14	(6)	(4)	10
LOST	0	0	0				

BOYS_8 & UNDER				GIRLS_8 & UNDER			
	12-13	13-14	14-15		12-13	13-14	14-15
TOTAL	14	17	13	TOTAL	2	2	2
NEW	5	7	6	NEW	2	0	1
RETAINED	9	10	7	RETAINED	0	2	1
LOST	0	0	0	LOST	0	0	0
RATIO BOYS TO GIRLS			86.7%				13.3%

INH0061 CANLAN ICE SPORTS INC/MCMILLEN ICE ARENA

BOYS & GIRLS_8 & UNDER				2 AND 2 CHALLENGE			
	12-13	13-14	14-15	14-15 GOAL	VS. GOAL	VS. ACTUAL	15-16 GOAL
TOTAL	71	68	75	72	3	7	79
NEW	31	19	40	21	19	21	42
RETAINED	40	49	35	51	(16)	(14)	37
LOST	42	15	8				

BOYS_8 & UNDER				GIRLS_8 & UNDER			
	12-13	13-14	14-15		12-13	13-14	14-15
TOTAL	68	65	71	TOTAL	3	3	4
NEW	30	17	37	NEW	1	2	3
RETAINED	38	48	34	RETAINED	2	1	1
LOST	40	15	8	LOST	2	0	0
RATIO BOYS TO GIRLS			94.7%				5.3%

INH0033 COLUMBUS YOUTH HOCKEY

BOYS & GIRLS_8 & UNDER				2 AND 2 CHALLENGE			
	12-13	13-14	14-15	14-15 GOAL	VS. GOAL	VS. ACTUAL	15-16 GOAL
TOTAL	0	0	9	4	5	9	13
NEW	0	0	6	2	4	6	8
RETAINED	0	0	3	2	1	3	5
LOST	0	0	0				

BOYS_8 & UNDER				GIRLS_8 & UNDER			
	12-13	13-14	14-15		12-13	13-14	14-15
TOTAL	0	0	9	TOTAL	0	0	0
NEW	0	0	6	NEW	0	0	0
RETAINED	0	0	3	RETAINED	0	0	0
LOST	0	0	0	LOST	0	0	0
RATIO BOYS TO GIRLS			100.0%				0.0%



INH0038 EVANSVILLE YOUTH HOCKEY

BOYS & GIRLS_8 & UNDER				2 AND 2 CHALLENGE			
	12-13	13-14	14-15	14-15 GOAL	VS. GOAL	VS. ACTUAL	15-16 GOAL
TOTAL	110	119	77	123	(46)	(42)	81
NEW	43	52	17	54	(37)	(35)	19
RETAINED	67	67	60	69	(9)	(7)	62
LOST	22	27	27				

BOYS_8 & UNDER				GIRLS_8 & UNDER			
	12-13	13-14	14-15		12-13	13-14	14-15
TOTAL	102	115	77	TOTAL	8	4	0
NEW	42	51	17	NEW	1	1	0
RETAINED	60	64	60	RETAINED	7	3	0
LOST	18	25	25	LOST	4	2	2
RATIO BOYS TO GIRLS			100.0%				0.0%

INH0040 FORT WAYNE YOUTH HOCKEY INC

BOYS & GIRLS_8 & UNDER				2 AND 2 CHALLENGE			
	12-13	13-14	14-15	14-15 GOAL	VS. GOAL	VS. ACTUAL	15-16 GOAL
TOTAL	24	18	18	22	(4)	0	22
NEW	18	9	11	11	0	2	13
RETAINED	6	9	7	11	(4)	(2)	9
LOST	2	1	0				

BOYS_8 & UNDER				GIRLS_8 & UNDER			
	12-13	13-14	14-15		12-13	13-14	14-15
TOTAL	21	18	18	TOTAL	3	0	0
NEW	17	9	11	NEW	1	0	0
RETAINED	4	9	7	RETAINED	2	0	0
LOST	2	1	0	LOST	0	0	0
RATIO BOYS TO GIRLS			100.0%				0.0%

INH0075 INDIANAPOLIS RACERS TRAVEL HOCKEY ASSOCIATION (CIYHA)

BOYS & GIRLS_8 & UNDER				2 AND 2 CHALLENGE			
	12-13	13-14	14-15	14-15 GOAL	VS. GOAL	VS. ACTUAL	15-16 GOAL
TOTAL	11	5	31	9	22	26	35
NEW	6	4	30	6	24	26	32
RETAINED	5	1	1	3	(2)	0	3
LOST	0	0	0				

BOYS_8 & UNDER				GIRLS_8 & UNDER			
	12-13	13-14	14-15		12-13	13-14	14-15
TOTAL	11	4	31	TOTAL	0	1	0
NEW	6	3	30	NEW	0	1	0
RETAINED	5	1	1	RETAINED	0	0	0
LOST	0	0	0	LOST	0	0	0
RATIO BOYS TO GIRLS			100.0%				0.0%



INH0085 INDIANAPOLIS SPECIAL HOCKEY

BOYS & GIRLS_8 & UNDER				2 AND 2 CHALLENGE			
	12-13	13-14	14-15	14-15 GOAL	VS. GOAL	VS. ACTUAL	15-16 GOAL
TOTAL	0	0	9	4	5	9	13
NEW	0	0	8	2	6	8	10
RETAINED	0	0	1	2	(1)	1	3
LOST	0	0	2				

BOYS_8 & UNDER				GIRLS_8 & UNDER			
	12-13	13-14	14-15		12-13	13-14	14-15
TOTAL	0	0	8	TOTAL	0	0	1
NEW	0	0	7	NEW	0	0	1
RETAINED	0	0	1	RETAINED	0	0	0
LOST	0	0	1	LOST	0	0	1
RATIO BOYS TO GIRLS			88.9%				11.1%

INH0037 INDIANAPOLIS YOUTH HOCKEY ASSOCIATION

BOYS & GIRLS_8 & UNDER				2 AND 2 CHALLENGE			
	12-13	13-14	14-15	14-15 GOAL	VS. GOAL	VS. ACTUAL	15-16 GOAL
TOTAL	136	141	109	145	(36)	(32)	113
NEW	56	51	39	53	(14)	(12)	41
RETAINED	80	90	70	92	(22)	(20)	72
LOST	20	13	25				

BOYS_8 & UNDER				GIRLS_8 & UNDER			
	12-13	13-14	14-15		12-13	13-14	14-15
TOTAL	120	129	96	TOTAL	16	12	13
NEW	49	46	31	NEW	7	5	8
RETAINED	71	83	65	RETAINED	9	7	5
LOST	18	11	22	LOST	2	2	3
RATIO BOYS TO GIRLS			88.1%				11.9%

INH0036 IRISH YOUTH HOCKEY LEAGUE

BOYS & GIRLS_8 & UNDER				2 AND 2 CHALLENGE			
	12-13	13-14	14-15	14-15 GOAL	VS. GOAL	VS. ACTUAL	15-16 GOAL
TOTAL	235	257	207	261	(54)	(50)	211
NEW	85	124	60	126	(66)	(64)	62
RETAINED	150	133	147	135	12	14	149
LOST	49	41	70				

BOYS_8 & UNDER				GIRLS_8 & UNDER			
	12-13	13-14	14-15		12-13	13-14	14-15
TOTAL	209	222	184	TOTAL	26	35	23
NEW	71	106	53	NEW	14	18	7
RETAINED	138	116	131	RETAINED	12	17	16
LOST	41	36	55	LOST	8	5	15
RATIO BOYS TO GIRLS			88.9%				11.1%



INH0081 MIDWEST ICE CENTER YOUTH HOCKEY

BOYS & GIRLS_8 & UNDER				2 AND 2 CHALLENGE			
	12-13	13-14	14-15	14-15 GOAL	VS. GOAL	VS. ACTUAL	15-16 GOAL
TOTAL	48	57	60	61	(1)	3	64
NEW	20	33	29	35	(6)	(4)	31
RETAINED	28	24	31	26	5	7	33
LOST	7	3	3				

BOYS_8 & UNDER				GIRLS_8 & UNDER			
	12-13	13-14	14-15		12-13	13-14	14-15
TOTAL	46	55	58	TOTAL	2	2	2
NEW	18	32	29	NEW	2	1	0
RETAINED	28	23	29	RETAINED	0	1	2
LOST	7	3	3	LOST	0	0	0
RATIO BOYS TO GIRLS			96.7%				3.3%

INH0176 PEPSI COLISEUM YOUTH HOCKEY LEAGUE

BOYS & GIRLS_8 & UNDER				2 AND 2 CHALLENGE			
	12-13	13-14	14-15	14-15 GOAL	VS. GOAL	VS. ACTUAL	15-16 GOAL
TOTAL	64	48	90	52	38	42	94
NEW	24	20	67	22	45	47	69
RETAINED	40	28	23	30	(7)	(5)	25
LOST	8	12	9				

BOYS_8 & UNDER				GIRLS_8 & UNDER			
	12-13	13-14	14-15		12-13	13-14	14-15
TOTAL	60	46	77	TOTAL	4	2	13
NEW	22	18	56	NEW	2	2	11
RETAINED	38	28	21	RETAINED	2	0	2
LOST	8	9	8	LOST	0	3	1
RATIO BOYS TO GIRLS			85.6%				14.4%

INH0001 SOUTH INDY YOUTH HOCKEY

BOYS & GIRLS_8 & UNDER				2 AND 2 CHALLENGE			
	12-13	13-14	14-15	14-15 GOAL	VS. GOAL	VS. ACTUAL	15-16 GOAL
TOTAL	41	37	55	41	14	18	59
NEW	6	16	38	18	20	22	40
RETAINED	35	21	17	23	(6)	(4)	19
LOST	5	5	7				

BOYS_8 & UNDER				GIRLS_8 & UNDER			
	12-13	13-14	14-15		12-13	13-14	14-15
TOTAL	39	35	54	TOTAL	2	2	1
NEW	5	14	37	NEW	1	2	1
RETAINED	34	21	17	RETAINED	1	0	0
LOST	5	5	7	LOST	0	0	0
RATIO BOYS TO GIRLS			98.2%				1.8%



KENTUCKY

KYH0219 BLUEGRASS YOUTH HOCKEY ASSOCIATION

BOYS & GIRLS_8 & UNDER				2 AND 2 CHALLENGE			
	12-13	13-14	14-15	14-15 GOAL	VS. GOAL	VS. ACTUAL	15-16 GOAL
TOTAL	51	53	37	57	(20)	(16)	41
NEW	27	27	16	29	(13)	(11)	18
RETAINED	24	26	21	28	(7)	(5)	23
LOST	6	13	23				

BOYS_8 & UNDER				GIRLS_8 & UNDER			
	12-13	13-14	14-15		12-13	13-14	14-15
TOTAL	49	45	36	TOTAL	2	8	1
NEW	25	20	16	NEW	2	7	0
RETAINED	24	25	20	RETAINED	0	1	1
LOST	6	12	18	LOST	0	1	5
RATIO BOYS TO GIRLS			97.3%				2.7%

KYH0218 NORTHERN KENTUCKY YOUTH HOCKEY

BOYS & GIRLS_8 & UNDER				2 AND 2 CHALLENGE			
	12-13	13-14	14-15	14-15 GOAL	VS. GOAL	VS. ACTUAL	15-16 GOAL
TOTAL	78	63	36	67	(31)	(27)	40
NEW	32	23	8	25	(17)	(15)	10
RETAINED	46	40	28	42	(14)	(12)	30
LOST	34	26	26				

BOYS_8 & UNDER				GIRLS_8 & UNDER			
	12-13	13-14	14-15		12-13	13-14	14-15
TOTAL	71	56	34	TOTAL	7	7	2
NEW	29	20	8	NEW	3	3	0
RETAINED	42	36	26	RETAINED	4	4	2
LOST	30	22	24	LOST	4	4	2
RATIO BOYS TO GIRLS			94.4%				5.6%

KYH0217 OWENSBORO YOUTH HOCKEY

BOYS & GIRLS_8 & UNDER				2 AND 2 CHALLENGE			
	12-13	13-14	14-15	14-15 GOAL	VS. GOAL	VS. ACTUAL	15-16 GOAL
TOTAL	56	16	22	20	2	6	26
NEW	36	2	7	4	3	5	9
RETAINED	20	14	15	16	(1)	1	17
LOST	20	26	1				

BOYS_8 & UNDER				GIRLS_8 & UNDER			
	12-13	13-14	14-15		12-13	13-14	14-15
TOTAL	48	15	20	TOTAL	8	1	2
NEW	30	2	7	NEW	6	0	0
RETAINED	18	13	13	RETAINED	2	1	2
LOST	19	21	1	LOST	1	5	0
RATIO BOYS TO GIRLS			90.9%				9.1%



OHIO

OHH0503 ADAPTIVE SPORTS OHIO SLED HOCKEY

BOYS & GIRLS_8 & UNDER				2 AND 2 CHALLENGE			
	12-13	13-14	14-15	14-15 GOAL	VS. GOAL	VS. ACTUAL	15-16 GOAL
TOTAL	0	0	6	4	2	6	10
NEW	0	0	6	2	4	6	8
RETAINED	0	0	0	2	(2)	0	2
LOST	0	0	2				

BOYS_8 & UNDER				GIRLS_8 & UNDER			
	12-13	13-14	14-15		12-13	13-14	14-15
TOTAL	0	0	6	TOTAL	0	0	0
NEW	0	0	6	NEW	0	0	0
RETAINED	0	0	0	RETAINED	0	0	0
LOST	0	0	2	LOST	0	0	0
RATIO BOYS TO GIRLS			100.0%				0.0%

OHH1144 ATHENS YOUTH HOCKEY ASSOCIATION

BOYS & GIRLS_8 & UNDER				2 AND 2 CHALLENGE			
	12-13	13-14	14-15	14-15 GOAL	VS. GOAL	VS. ACTUAL	15-16 GOAL
TOTAL	39	35	28	39	(11)	(7)	32
NEW	15	13	13	15	(2)	0	15
RETAINED	24	22	15	24	(9)	(7)	17
LOST	6	5	9				

BOYS_8 & UNDER				GIRLS_8 & UNDER			
	12-13	13-14	14-15		12-13	13-14	14-15
TOTAL	35	29	24	TOTAL	4	6	4
NEW	13	8	11	NEW	2	5	2
RETAINED	22	21	13	RETAINED	2	1	2
LOST	6	4	6	LOST	0	1	3
RATIO BOYS TO GIRLS			85.7%				14.3%

OHH1026 BOWLING GREEN YOUTH HOCKEY

BOYS & GIRLS_8 & UNDER				2 AND 2 CHALLENGE			
	12-13	13-14	14-15	14-15 GOAL	VS. GOAL	VS. ACTUAL	15-16 GOAL
TOTAL	137	126	140	130	10	14	144
NEW	46	40	64	42	22	24	66
RETAINED	91	86	76	88	(12)	(10)	78
LOST	32	25	19				

BOYS_8 & UNDER				GIRLS_8 & UNDER			
	12-13	13-14	14-15		12-13	13-14	14-15
TOTAL	122	116	130	TOTAL	15	10	10
NEW	39	37	57	NEW	7	3	7
RETAINED	83	79	73	RETAINED	8	7	3
LOST	31	20	13	LOST	1	5	6
RATIO BOYS TO GIRLS			92.9%				7.1%



OHH0025 CANTON-AKRON HOCKEY ASSOCIATION

BOYS & GIRLS_8 & UNDER				2 AND 2 CHALLENGE			
	12-13	13-14	14-15	14-15 GOAL	VS. GOAL	VS. ACTUAL	15-16 GOAL
TOTAL	23	31	20	35	(15)	(11)	24
NEW	20	13	5	15	(10)	(8)	7
RETAINED	3	18	15	20	(5)	(3)	17
LOST	1	2	8				

BOYS_8 & UNDER				GIRLS_8 & UNDER			
	12-13	13-14	14-15		12-13	13-14	14-15
TOTAL	23	31	20	TOTAL	0	0	0
NEW	20	13	5	NEW	0	0	0
RETAINED	3	18	15	RETAINED	0	0	0
LOST	1	2	8	LOST	0	0	0
RATIO BOYS TO GIRLS			100.0%				0.0%

OHH1024 CAPITAL AMATEUR HOCKEY ASSOCIATION

BOYS & GIRLS_8 & UNDER				2 AND 2 CHALLENGE			
	12-13	13-14	14-15	14-15 GOAL	VS. GOAL	VS. ACTUAL	15-16 GOAL
TOTAL	133	127	16	131	(115)	(111)	20
NEW	56	62	2	64	(62)	(60)	4
RETAINED	77	65	14	67	(53)	(51)	16
LOST	31	14	68				

BOYS_8 & UNDER				GIRLS_8 & UNDER			
	12-13	13-14	14-15		12-13	13-14	14-15
TOTAL	129	119	16	TOTAL	4	8	0
NEW	54	56	2	NEW	2	6	0
RETAINED	75	63	14	RETAINED	2	2	0
LOST	29	14	61	LOST	2	0	7
RATIO BOYS TO GIRLS			100.0%				0.0%

OHH1073 CINCINNATI SWORDS

BOYS & GIRLS_8 & UNDER				2 AND 2 CHALLENGE			
	12-13	13-14	14-15	14-15 GOAL	VS. GOAL	VS. ACTUAL	15-16 GOAL
TOTAL	0	86	89	90	(1)	3	93
NEW	0	86	46	88	(42)	(40)	48
RETAINED	0	0	43	2	41	43	45
LOST	0	0	8				

BOYS_8 & UNDER				GIRLS_8 & UNDER			
	12-13	13-14	14-15		12-13	13-14	14-15
TOTAL	0	80	83	TOTAL	0	6	6
NEW	0	80	43	NEW	0	6	3
RETAINED	0	0	40	RETAINED	0	0	3
LOST	0	0	8	LOST	0	0	0
RATIO BOYS TO GIRLS			93.3%				6.7%



OHH0004 CLEVELAND HEIGHTS HOCKEY LEAGUE

BOYS & GIRLS_8 & UNDER				2 AND 2 CHALLENGE			
	12-13	13-14	14-15	14-15 GOAL	VS. GOAL	VS. ACTUAL	15-16 GOAL
TOTAL	38	32	20	36	(16)	(12)	24
NEW	21	13	7	15	(8)	(6)	9
RETAINED	17	19	13	21	(8)	(6)	15
LOST	7	3	4				

BOYS_8 & UNDER				GIRLS_8 & UNDER			
	12-13	13-14	14-15		12-13	13-14	14-15
TOTAL	35	28	18	TOTAL	3	4	2
NEW	18	10	7	NEW	3	3	0
RETAINED	17	18	11	RETAINED	0	1	2
LOST	4	2	3	LOST	3	1	1
RATIO BOYS TO GIRLS			90.0%				10.0%

OHH0053 CLEVELAND SKATING CLUB

BOYS & GIRLS_8 & UNDER				2 AND 2 CHALLENGE			
	12-13	13-14	14-15	14-15 GOAL	VS. GOAL	VS. ACTUAL	15-16 GOAL
TOTAL	30	25	27	29	(2)	2	31
NEW	19	9	14	11	3	5	16
RETAINED	11	16	13	18	(5)	(3)	15
LOST	5	4	4				

BOYS_8 & UNDER				GIRLS_8 & UNDER			
	12-13	13-14	14-15		12-13	13-14	14-15
TOTAL	26	23	24	TOTAL	4	2	3
NEW	17	8	12	NEW	2	1	2
RETAINED	9	15	12	RETAINED	2	1	1
LOST	4	3	3	LOST	1	1	1
RATIO BOYS TO GIRLS			88.9%				11.1%

OHH1301 COLUMBUS BLUE JACKETS SPECIAL HOCKEY

BOYS & GIRLS_8 & UNDER				2 AND 2 CHALLENGE			
	12-13	13-14	14-15	14-15 GOAL	VS. GOAL	VS. ACTUAL	15-16 GOAL
TOTAL	0	0	10	4	6	10	14
NEW	0	0	10	2	8	10	12
RETAINED	0	0	0	2	(2)	0	2
LOST	0	0	0				

BOYS_8 & UNDER				GIRLS_8 & UNDER			
	12-13	13-14	14-15		12-13	13-14	14-15
TOTAL	0	0	9	TOTAL	0	0	1
NEW	0	0	9	NEW	0	0	1
RETAINED	0	0	0	RETAINED	0	0	0
LOST	0	0	0	LOST	0	0	0
RATIO BOYS TO GIRLS			90.0%				10.0%



OHH1229 COLUMBUS CHILL YOUTH HOCKEY ASSOCIATION

BOYS & GIRLS_8 & UNDER				2 AND 2 CHALLENGE			
	12-13	13-14	14-15	14-15 GOAL	VS. GOAL	VS. ACTUAL	15-16 GOAL
TOTAL	157	149	155	153	2	6	159
NEW	63	77	72	79	(7)	(5)	74
RETAINED	94	72	83	74	9	11	85
LOST	20	13	11				

BOYS_8 & UNDER				GIRLS_8 & UNDER			
	12-13	13-14	14-15		12-13	13-14	14-15
TOTAL	151	140	143	TOTAL	6	9	12
NEW	59	68	65	NEW	4	9	7
RETAINED	92	72	78	RETAINED	2	0	5
LOST	20	12	11	LOST	0	1	0
RATIO BOYS TO GIRLS			92.3%				7.7%

OHH1241 COLUMBUS ICE HOCKEY CLUB

BOYS & GIRLS_8 & UNDER				2 AND 2 CHALLENGE			
	12-13	13-14	14-15	14-15 GOAL	VS. GOAL	VS. ACTUAL	15-16 GOAL
TOTAL	33	27	25	31	(6)	(2)	29
NEW	19	11	14	13	1	3	16
RETAINED	14	16	11	18	(7)	(5)	13
LOST	1	4	6				

BOYS_8 & UNDER				GIRLS_8 & UNDER			
	12-13	13-14	14-15		12-13	13-14	14-15
TOTAL	26	23	21	TOTAL	7	4	4
NEW	12	9	13	NEW	7	2	1
RETAINED	14	14	8	RETAINED	0	2	3
LOST	0	4	5	LOST	1	0	1
RATIO BOYS TO GIRLS			84.0%				16.0%

OHH1072 DAYTON HOCKEY ASSOC

BOYS & GIRLS_8 & UNDER				2 AND 2 CHALLENGE			
	12-13	13-14	14-15	14-15 GOAL	VS. GOAL	VS. ACTUAL	15-16 GOAL
TOTAL	0	192	164	196	(32)	(28)	168
NEW	0	192	62	194	(132)	(130)	64
RETAINED	0	0	102	2	100	102	104
LOST	0	0	58				

BOYS_8 & UNDER				GIRLS_8 & UNDER			
	12-13	13-14	14-15		12-13	13-14	14-15
TOTAL	0	169	151	TOTAL	0	23	13
NEW	0	169	59	NEW	0	23	3
RETAINED	0	0	92	RETAINED	0	0	10
LOST	0	0	45	LOST	0	0	13
RATIO BOYS TO GIRLS			92.1%				7.9%



OHH1234 EASTON YOUTH HOCKEY ASSOCIATION

BOYS & GIRLS_8 & UNDER				2 AND 2 CHALLENGE			
	12-13	13-14	14-15	14-15 GOAL	VS. GOAL	VS. ACTUAL	15-16 GOAL
TOTAL	103	93	108	97	11	15	112
NEW	54	46	63	48	15	17	65
RETAINED	49	47	45	49	(4)	(2)	47
LOST	10	14	10				

BOYS_8 & UNDER				GIRLS_8 & UNDER			
	12-13	13-14	14-15		12-13	13-14	14-15
TOTAL	97	86	104	TOTAL	6	7	4
NEW	49	44	62	NEW	5	2	1
RETAINED	48	42	42	RETAINED	1	5	3
LOST	9	14	10	LOST	1	0	0
RATIO BOYS TO GIRLS			96.3%				3.7%

OHH0007 ELYRIA ICE HOCKEY

BOYS & GIRLS_8 & UNDER				2 AND 2 CHALLENGE			
	12-13	13-14	14-15	14-15 GOAL	VS. GOAL	VS. ACTUAL	15-16 GOAL
TOTAL	20	30	26	34	(8)	(4)	30
NEW	9	15	11	17	(6)	(4)	13
RETAINED	11	15	15	17	(2)	0	17
LOST	2	0	5				

BOYS_8 & UNDER				GIRLS_8 & UNDER			
	12-13	13-14	14-15		12-13	13-14	14-15
TOTAL	19	28	23	TOTAL	1	2	3
NEW	8	14	8	NEW	1	1	3
RETAINED	11	14	15	RETAINED	0	1	0
LOST	2	0	5	LOST	0	0	0
RATIO BOYS TO GIRLS			88.5%				11.5%

OHH0008 EUCLID YOUTH HOCKEY ASSOCIATION

BOYS & GIRLS_8 & UNDER				2 AND 2 CHALLENGE			
	12-13	13-14	14-15	14-15 GOAL	VS. GOAL	VS. ACTUAL	15-16 GOAL
TOTAL	44	29	26	33	(7)	(3)	30
NEW	14	4	5	6	(1)	1	7
RETAINED	30	25	21	27	(6)	(4)	23
LOST	12	9	6				

BOYS_8 & UNDER				GIRLS_8 & UNDER			
	12-13	13-14	14-15		12-13	13-14	14-15
TOTAL	37	23	23	TOTAL	7	6	3
NEW	14	3	5	NEW	0	1	0
RETAINED	23	20	18	RETAINED	7	5	3
LOST	11	7	4	LOST	1	2	2
RATIO BOYS TO GIRLS			88.5%				11.5%



OHH1085 FINDLAY AMATEUR HOCKEY ASSOCIATION

BOYS & GIRLS_8 & UNDER				2 AND 2 CHALLENGE			
	12-13	13-14	14-15	14-15 GOAL	VS. GOAL	VS. ACTUAL	15-16 GOAL
TOTAL	72	68	73	72	1	5	77
NEW	40	29	40	31	9	11	42
RETAINED	32	39	33	41	(8)	(6)	35
LOST	21	20	20				

BOYS_8 & UNDER				GIRLS_8 & UNDER			
	12-13	13-14	14-15		12-13	13-14	14-15
TOTAL	68	64	68	TOTAL	4	4	5
NEW	37	26	36	NEW	3	3	4
RETAINED	31	38	32	RETAINED	1	1	1
LOST	20	18	18	LOST	1	2	2
RATIO BOYS TO GIRLS			93.2%				6.8%

OHH0060 FREMONT YOUTH HOCKEY BOOSTERS ASSOC

BOYS & GIRLS_8 & UNDER				2 AND 2 CHALLENGE			
	12-13	13-14	14-15	14-15 GOAL	VS. GOAL	VS. ACTUAL	15-16 GOAL
TOTAL	15	19	13	23	(10)	(6)	17
NEW	4	8	6	10	(4)	(2)	8
RETAINED	11	11	7	13	(6)	(4)	9
LOST	6	0	3				

BOYS_8 & UNDER				GIRLS_8 & UNDER			
	12-13	13-14	14-15		12-13	13-14	14-15
TOTAL	15	19	13	TOTAL	0	0	0
NEW	4	8	6	NEW	0	0	0
RETAINED	11	11	7	RETAINED	0	0	0
LOST	6	0	3	LOST	0	0	0
RATIO BOYS TO GIRLS			100.0%				0.0%

OHH0010 GARFIELD HEIGHTS MUNY HOCKEY

BOYS & GIRLS_8 & UNDER				2 AND 2 CHALLENGE			
	12-13	13-14	14-15	14-15 GOAL	VS. GOAL	VS. ACTUAL	15-16 GOAL
TOTAL	0	0	9	4	5	9	13
NEW	0	0	7	2	5	7	9
RETAINED	0	0	2	2	0	2	4
LOST	0	0	1				

BOYS_8 & UNDER				GIRLS_8 & UNDER			
	12-13	13-14	14-15		12-13	13-14	14-15
TOTAL	0	0	9	TOTAL	0	0	0
NEW	0	0	7	NEW	0	0	0
RETAINED	0	0	2	RETAINED	0	0	0
LOST	0	0	1	LOST	0	0	0
RATIO BOYS TO GIRLS			100.0%				0.0%



OHH0003 GEAUGA YOUTH HOCKEY ASSOCIATION

BOYS & GIRLS_8 & UNDER				2 AND 2 CHALLENGE			
	12-13	13-14	14-15	14-15 GOAL	VS. GOAL	VS. ACTUAL	15-16 GOAL
TOTAL	17	20	31	24	7	11	35
NEW	10	14	22	16	6	8	24
RETAINED	7	6	9	8	1	3	11
LOST	3	2	0				

BOYS_8 & UNDER				GIRLS_8 & UNDER			
	12-13	13-14	14-15		12-13	13-14	14-15
TOTAL	16	19	29	TOTAL	1	1	2
NEW	10	13	20	NEW	0	1	2
RETAINED	6	6	9	RETAINED	1	0	0
LOST	2	2	0	LOST	1	0	0
RATIO BOYS TO GIRLS			93.5%				6.5%

OHH1019 GREATER TOLEDO AMATEUR HOCKEY ASSOC

BOYS & GIRLS_8 & UNDER				2 AND 2 CHALLENGE			
	12-13	13-14	14-15	14-15 GOAL	VS. GOAL	VS. ACTUAL	15-16 GOAL
TOTAL	27	14	6	18	(12)	(8)	10
NEW	11	2	4	4	0	2	6
RETAINED	16	12	2	14	(12)	(10)	4
LOST	10	1	2				

BOYS_8 & UNDER				GIRLS_8 & UNDER			
	12-13	13-14	14-15		12-13	13-14	14-15
TOTAL	27	14	6	TOTAL	0	0	0
NEW	11	2	4	NEW	0	0	0
RETAINED	16	12	2	RETAINED	0	0	0
LOST	10	1	2	LOST	0	0	0
RATIO BOYS TO GIRLS			100.0%				0.0%

OHH1090 INDIAN HILL WINTER CLUB

BOYS & GIRLS_8 & UNDER				2 AND 2 CHALLENGE			
	12-13	13-14	14-15	14-15 GOAL	VS. GOAL	VS. ACTUAL	15-16 GOAL
TOTAL	71	65	51	69	(18)	(14)	55
NEW	43	28	17	30	(13)	(11)	19
RETAINED	28	37	34	39	(5)	(3)	36
LOST	6	5	11				

BOYS_8 & UNDER				GIRLS_8 & UNDER			
	12-13	13-14	14-15		12-13	13-14	14-15
TOTAL	67	61	46	TOTAL	4	4	5
NEW	42	26	13	NEW	1	2	4
RETAINED	25	35	33	RETAINED	3	2	1
LOST	5	5	10	LOST	1	0	1
RATIO BOYS TO GIRLS			90.2%				9.8%



OHH0019 MENTOR YOUTH HOCKEY

BOYS & GIRLS_8 & UNDER				2 AND 2 CHALLENGE			
	12-13	13-14	14-15	14-15 GOAL	VS. GOAL	VS. ACTUAL	15-16 GOAL
TOTAL	43	62	75	66	9	13	79
NEW	27	37	46	39	7	9	48
RETAINED	16	25	29	27	2	4	31
LOST	2	2	5				

BOYS_8 & UNDER				GIRLS_8 & UNDER			
	12-13	13-14	14-15		12-13	13-14	14-15
TOTAL	42	61	74	TOTAL	1	1	1
NEW	26	36	45	NEW	1	1	1
RETAINED	16	25	29	RETAINED	0	0	0
LOST	2	2	5	LOST	0	0	0
RATIO BOYS TO GIRLS			98.7%				1.3%

OHH1228 NEWARK ICE HOCKEY ASSOCIATION

BOYS & GIRLS_8 & UNDER				2 AND 2 CHALLENGE			
	12-13	13-14	14-15	14-15 GOAL	VS. GOAL	VS. ACTUAL	15-16 GOAL
TOTAL	32	29	59	33	26	30	63
NEW	12	16	40	18	22	24	42
RETAINED	20	13	19	15	4	6	21
LOST	12	7	1				

BOYS_8 & UNDER				GIRLS_8 & UNDER			
	12-13	13-14	14-15		12-13	13-14	14-15
TOTAL	31	28	54	TOTAL	1	1	5
NEW	12	16	35	NEW	0	0	5
RETAINED	19	12	19	RETAINED	1	1	0
LOST	11	7	1	LOST	1	0	0
RATIO BOYS TO GIRLS			91.5%				8.5%

OHH0012 NORTH OLMSTED HOCKEY CLUB

BOYS & GIRLS_8 & UNDER				2 AND 2 CHALLENGE			
	12-13	13-14	14-15	14-15 GOAL	VS. GOAL	VS. ACTUAL	15-16 GOAL
TOTAL	43	53	83	57	26	30	87
NEW	19	28	60	30	30	32	62
RETAINED	24	25	23	27	(4)	(2)	25
LOST	5	4	5				

BOYS_8 & UNDER				GIRLS_8 & UNDER			
	12-13	13-14	14-15		12-13	13-14	14-15
TOTAL	40	50	78	TOTAL	3	3	5
NEW	18	26	55	NEW	1	2	5
RETAINED	22	24	23	RETAINED	2	1	0
LOST	5	4	5	LOST	0	0	0
RATIO BOYS TO GIRLS			94.0%				6.0%



OHH006 OHIO JUNIOR HOCKEY ASSOCIATION

BOYS & GIRLS_8 & UNDER				2 AND 2 CHALLENGE			
	12-13	13-14	14-15	14-15 GOAL	VS. GOAL	VS. ACTUAL	15-16 GOAL
TOTAL	35	9	27	13	14	18	31
NEW	3	8	22	10	12	14	24
RETAINED	32	1	5	3	2	4	7
LOST	7	12	0				

BOYS_8 & UNDER				GIRLS_8 & UNDER			
	12-13	13-14	14-15		12-13	13-14	14-15
TOTAL	32	0	24	TOTAL	3	9	3
NEW	3	0	20	NEW	0	8	2
RETAINED	29	0	4	RETAINED	3	1	1
LOST	7	12	0	LOST	0	0	0
RATIO BOYS TO GIRLS			88.9%				11.1%

OHH1020 OHIO SLED HOCKEY BLADES

BOYS & GIRLS_8 & UNDER				2 AND 2 CHALLENGE			
	12-13	13-14	14-15	14-15 GOAL	VS. GOAL	VS. ACTUAL	15-16 GOAL
TOTAL	0	0	5	4	1	5	9
NEW	0	0	4	2	2	4	6
RETAINED	0	0	1	2	(1)	1	3
LOST	0	0	1				

BOYS_8 & UNDER				GIRLS_8 & UNDER			
	12-13	13-14	14-15		12-13	13-14	14-15
TOTAL	0	0	5	TOTAL	0	0	0
NEW	0	0	4	NEW	0	0	0
RETAINED	0	0	1	RETAINED	0	0	0
LOST	0	0	1	LOST	0	0	0
RATIO BOYS TO GIRLS			100.0%				0.0%

OHH0017 PARMA HOCKEY ASSOCIATION

BOYS & GIRLS_8 & UNDER				2 AND 2 CHALLENGE			
	12-13	13-14	14-15	14-15 GOAL	VS. GOAL	VS. ACTUAL	15-16 GOAL
TOTAL	110	103	74	107	(33)	(29)	78
NEW	47	35	13	37	(24)	(22)	15
RETAINED	63	68	61	70	(9)	(7)	63
LOST	34	26	19				

BOYS_8 & UNDER				GIRLS_8 & UNDER			
	12-13	13-14	14-15		12-13	13-14	14-15
TOTAL	103	93	69	TOTAL	7	10	5
NEW	45	31	13	NEW	2	4	0
RETAINED	58	62	56	RETAINED	5	6	5
LOST	28	25	17	LOST	6	1	2
RATIO BOYS TO GIRLS			93.2%				6.8%



OHH0005 PHANTOM FIREWORKS YOUTH HOCKEY INC

BOYS & GIRLS_8 & UNDER				2 AND 2 CHALLENGE			
	12-13	13-14	14-15	14-15 GOAL	VS. GOAL	VS. ACTUAL	15-16 GOAL
TOTAL	28	16	53	20	33	37	57
NEW	16	9	46	11	35	37	48
RETAINED	12	7	7	9	(2)	0	9
LOST	4	11	0				

BOYS_8 & UNDER				GIRLS_8 & UNDER			
	12-13	13-14	14-15		12-13	13-14	14-15
TOTAL	26	15	49	TOTAL	2	1	4
NEW	16	9	42	NEW	0	0	4
RETAINED	10	6	7	RETAINED	2	1	0
LOST	4	11	0	LOST	0	0	0
RATIO BOYS TO GIRLS			92.5%				7.5%

OHH0048 ROCKY RIVER YOUTH HOCKEY

BOYS & GIRLS_8 & UNDER				2 AND 2 CHALLENGE			
	12-13	13-14	14-15	14-15 GOAL	VS. GOAL	VS. ACTUAL	15-16 GOAL
TOTAL	91	88	72	92	(20)	(16)	76
NEW	69	38	34	40	(6)	(4)	36
RETAINED	22	50	38	52	(14)	(12)	40
LOST	12	7	9				

BOYS_8 & UNDER				GIRLS_8 & UNDER			
	12-13	13-14	14-15		12-13	13-14	14-15
TOTAL	84	84	69	TOTAL	7	4	3
NEW	64	37	33	NEW	5	1	1
RETAINED	20	47	36	RETAINED	2	3	2
LOST	11	6	9	LOST	1	1	0
RATIO BOYS TO GIRLS			95.8%				4.2%

OHH0050 SHAKER YOUTH HOCKEY ASSOCIATION

BOYS & GIRLS_8 & UNDER				2 AND 2 CHALLENGE			
	12-13	13-14	14-15	14-15 GOAL	VS. GOAL	VS. ACTUAL	15-16 GOAL
TOTAL	51	36	31	40	(9)	(5)	35
NEW	21	15	15	17	(2)	0	17
RETAINED	30	21	16	23	(7)	(5)	18
LOST	9	6	2				

BOYS_8 & UNDER				GIRLS_8 & UNDER			
	12-13	13-14	14-15		12-13	13-14	14-15
TOTAL	49	34	31	TOTAL	2	2	0
NEW	20	14	15	NEW	1	1	0
RETAINED	29	20	16	RETAINED	1	1	0
LOST	9	5	1	LOST	0	1	1
RATIO BOYS TO GIRLS			100.0%				0.0%



OHH0047 STRONGSVILLE YOUTH HOCKEY CLUB

BOYS & GIRLS_8 & UNDER				2 AND 2 CHALLENGE			
	12-13	13-14	14-15	14-15 GOAL	VS. GOAL	VS. ACTUAL	15-16 GOAL
TOTAL	66	97	94	101	(7)	(3)	98
NEW	9	50	37	52	(15)	(13)	39
RETAINED	57	47	57	49	8	10	59
LOST	41	8	13				

BOYS_8 & UNDER				GIRLS_8 & UNDER			
	12-13	13-14	14-15		12-13	13-14	14-15
TOTAL	66	96	92	TOTAL	0	1	2
NEW	9	49	35	NEW	0	1	2
RETAINED	57	47	57	RETAINED	0	0	0
LOST	39	8	13	LOST	2	0	0
RATIO BOYS TO GIRLS			97.9%				2.1%

OHH1232 TAM-O-SHANTER HOCKEY

BOYS & GIRLS_8 & UNDER				2 AND 2 CHALLENGE			
	12-13	13-14	14-15	14-15 GOAL	VS. GOAL	VS. ACTUAL	15-16 GOAL
TOTAL	146	158	178	162	16	20	182
NEW	79	46	60	48	12	14	62
RETAINED	67	112	118	114	4	6	120
LOST	78	54	49				

BOYS_8 & UNDER				GIRLS_8 & UNDER			
	12-13	13-14	14-15		12-13	13-14	14-15
TOTAL	136	148	163	TOTAL	10	10	15
NEW	74	41	54	NEW	5	5	6
RETAINED	62	107	109	RETAINED	5	5	9
LOST	73	45	45	LOST	5	9	4
RATIO BOYS TO GIRLS			91.6%				8.4%

OHH0001 TRI-COUNTY HOCKEY ASSOCIATION

BOYS & GIRLS_8 & UNDER				2 AND 2 CHALLENGE			
	12-13	13-14	14-15	14-15 GOAL	VS. GOAL	VS. ACTUAL	15-16 GOAL
TOTAL	29	36	45	40	5	9	49
NEW	16	21	29	23	6	8	31
RETAINED	13	15	16	17	(1)	1	18
LOST	4	3	3				

BOYS_8 & UNDER				GIRLS_8 & UNDER			
	12-13	13-14	14-15		12-13	13-14	14-15
TOTAL	26	35	42	TOTAL	3	1	3
NEW	14	21	26	NEW	2	0	3
RETAINED	12	14	16	RETAINED	1	1	0
LOST	4	2	3	LOST	0	1	0
RATIO BOYS TO GIRLS			93.3%				6.7%



OHH1214 TROY RECREATION HOCKEY

BOYS & GIRLS_8 & UNDER				2 AND 2 CHALLENGE			
	12-13	13-14	14-15	14-15 GOAL	VS. GOAL	VS. ACTUAL	15-16 GOAL
TOTAL	24	35	49	39	10	14	53
NEW	10	19	18	21	(3)	(1)	20
RETAINED	14	16	31	18	13	15	33
LOST	12	8	5				

BOYS_8 & UNDER				GIRLS_8 & UNDER			
	12-13	13-14	14-15		12-13	13-14	14-15
TOTAL	22	34	44	TOTAL	2	1	5
NEW	9	19	15	NEW	1	0	3
RETAINED	13	15	29	RETAINED	1	1	2
LOST	10	8	5	LOST	2	0	0
RATIO BOYS TO GIRLS			89.8%				10.2%

OHH0013 WINTERHURST HOCKEY ASSOCIATION

BOYS & GIRLS_8 & UNDER				2 AND 2 CHALLENGE			
	12-13	13-14	14-15	14-15 GOAL	VS. GOAL	VS. ACTUAL	15-16 GOAL
TOTAL	16	27	34	31	3	7	38
NEW	14	16	18	18	0	2	20
RETAINED	2	11	16	13	3	5	18
LOST	9	3	3				

BOYS_8 & UNDER				GIRLS_8 & UNDER			
	12-13	13-14	14-15		12-13	13-14	14-15
TOTAL	15	24	32	TOTAL	1	3	2
NEW	14	14	17	NEW	0	2	1
RETAINED	1	10	15	RETAINED	1	1	1
LOST	9	3	3	LOST	0	0	0
RATIO BOYS TO GIRLS			94.1%				5.9%

OHH0038 WOOSTER HOCKEY & SKATING CLUB

BOYS & GIRLS_8 & UNDER				2 AND 2 CHALLENGE			
	12-13	13-14	14-15	14-15 GOAL	VS. GOAL	VS. ACTUAL	15-16 GOAL
TOTAL	11	18	23	22	1	5	27
NEW	9	12	9	14	(5)	(3)	11
RETAINED	2	6	14	8	6	8	16
LOST	0	2	0				

BOYS_8 & UNDER				GIRLS_8 & UNDER			
	12-13	13-14	14-15		12-13	13-14	14-15
TOTAL	11	17	21	TOTAL	0	1	2
NEW	9	11	8	NEW	0	1	1
RETAINED	2	6	13	RETAINED	0	0	1
LOST	0	2	0	LOST	0	0	0
RATIO BOYS TO GIRLS			91.3%				8.7%



OHH0016 YOUTH HOCKEY AT GILMOUR

BOYS & GIRLS_8 & UNDER				2 AND 2 CHALLENGE			
	12-13	13-14	14-15	14-15 GOAL	VS. GOAL	VS. ACTUAL	15-16 GOAL
TOTAL	43	58	39	62	(23)	(19)	43
NEW	35	40	18	42	(24)	(22)	20
RETAINED	8	18	21	20	1	3	23
LOST	0	10	15				

BOYS_8 & UNDER				GIRLS_8 & UNDER			
	12-13	13-14	14-15		12-13	13-14	14-15
TOTAL	35	52	35	TOTAL	8	6	4
NEW	28	38	16	NEW	7	2	2
RETAINED	7	14	19	RETAINED	1	4	2
LOST	0	8	15	LOST	0	2	0
RATIO BOYS TO GIRLS			89.7%				10.3%



PENNSYLVANIA

PAH1383 AIRPORT ICE ARENA

BOYS & GIRLS_8 & UNDER				2 AND 2 CHALLENGE			
	12-13	13-14	14-15	14-15 GOAL	VS. GOAL	VS. ACTUAL	15-16 GOAL
TOTAL	36	42	30	46	(16)	(12)	34
NEW	20	32	11	34	(23)	(21)	13
RETAINED	16	10	19	12	7	9	21
LOST	6	2	5				

BOYS_8 & UNDER				GIRLS_8 & UNDER			
	12-13	13-14	14-15		12-13	13-14	14-15
TOTAL	35	40	26	TOTAL	1	2	4
NEW	19	31	9	NEW	1	1	2
RETAINED	16	9	17	RETAINED	0	1	2
LOST	6	2	5	LOST	0	0	0
RATIO BOYS TO GIRLS			86.7%				13.3%

PAH1321 ALLEGHENY HOCKEY ASSOCIATION

BOYS & GIRLS_8 & UNDER				2 AND 2 CHALLENGE			
	12-13	13-14	14-15	14-15 GOAL	VS. GOAL	VS. ACTUAL	15-16 GOAL
TOTAL	145	93	114	97	17	21	118
NEW	62	38	39	40	(1)	1	41
RETAINED	83	55	75	57	18	20	77
LOST	46	49	53				

BOYS_8 & UNDER				GIRLS_8 & UNDER			
	12-13	13-14	14-15		12-13	13-14	14-15
TOTAL	140	93	111	TOTAL	5	0	3
NEW	58	38	37	NEW	4	0	2
RETAINED	82	55	74	RETAINED	1	0	1
LOST	43	46	51	LOST	3	3	2
RATIO BOYS TO GIRLS			97.4%				2.6%

PAH1121 ALTOONA AREA YOUTH ICE HOCKEY

BOYS & GIRLS_8 & UNDER				2 AND 2 CHALLENGE			
	12-13	13-14	14-15	14-15 GOAL	VS. GOAL	VS. ACTUAL	15-16 GOAL
TOTAL	26	17	16	21	(5)	(1)	20
NEW	16	6	14	8	6	8	16
RETAINED	10	11	2	13	(11)	(9)	4
LOST	0	1	1				

BOYS_8 & UNDER				GIRLS_8 & UNDER			
	12-13	13-14	14-15		12-13	13-14	14-15
TOTAL	25	14	16	TOTAL	1	3	0
NEW	15	3	14	NEW	1	3	0
RETAINED	10	11	2	RETAINED	0	0	0
LOST	0	1	1	LOST	0	0	0
RATIO BOYS TO GIRLS			100.0%				0.0%



PAH1112 ARMSTRONG AMATEUR HOCKEY LEAGUE

BOYS & GIRLS_8 & UNDER				2 AND 2 CHALLENGE			
	12-13	13-14	14-15	14-15 GOAL	VS. GOAL	VS. ACTUAL	15-16 GOAL
TOTAL	76	87	45	91	(46)	(42)	49
NEW	30	51	9	53	(44)	(42)	11
RETAINED	46	36	36	38	(2)	0	38
LOST	11	8	24				

BOYS_8 & UNDER				GIRLS_8 & UNDER			
	12-13	13-14	14-15		12-13	13-14	14-15
TOTAL	65	74	34	TOTAL	11	13	11
NEW	24	44	4	NEW	6	7	5
RETAINED	41	30	30	RETAINED	5	6	6
LOST	6	7	19	LOST	5	1	5
RATIO BOYS TO GIRLS			75.6%				24.4%

PAH1113 BEAVER COUNTY AHA

BOYS & GIRLS_8 & UNDER				2 AND 2 CHALLENGE			
	12-13	13-14	14-15	14-15 GOAL	VS. GOAL	VS. ACTUAL	15-16 GOAL
TOTAL	53	35	30	39	(9)	(5)	34
NEW	27	14	16	16	0	2	18
RETAINED	26	21	14	23	(9)	(7)	16
LOST	2	3	4				

BOYS_8 & UNDER				GIRLS_8 & UNDER			
	12-13	13-14	14-15		12-13	13-14	14-15
TOTAL	50	33	30	TOTAL	3	2	0
NEW	26	13	16	NEW	1	1	0
RETAINED	24	20	14	RETAINED	2	1	0
LOST	2	3	4	LOST	0	0	0
RATIO BOYS TO GIRLS			100.0%				0.0%

PAH1332 BUTLER VALLEY YOUTH HOCKEY

BOYS & GIRLS_8 & UNDER				2 AND 2 CHALLENGE			
	12-13	13-14	14-15	14-15 GOAL	VS. GOAL	VS. ACTUAL	15-16 GOAL
TOTAL	51	40	60	44	16	20	64
NEW	25	22	35	24	11	13	37
RETAINED	26	18	25	20	5	7	27
LOST	8	3	3				

BOYS_8 & UNDER				GIRLS_8 & UNDER			
	12-13	13-14	14-15		12-13	13-14	14-15
TOTAL	50	37	56	TOTAL	1	3	4
NEW	24	19	33	NEW	1	3	2
RETAINED	26	18	23	RETAINED	0	0	2
LOST	8	3	3	LOST	0	0	0
RATIO BOYS TO GIRLS			93.3%				6.7%



PAH1303 CAMBRIA COUNTY STUDENT HOCKEY LEAGUE

BOYS & GIRLS_8 & UNDER				2 AND 2 CHALLENGE			
	12-13	13-14	14-15	14-15 GOAL	VS. GOAL	VS. ACTUAL	15-16 GOAL
TOTAL	28	23	40	27	13	17	44
NEW	7	9	32	11	21	23	34
RETAINED	21	14	8	16	(8)	(6)	10
LOST	9	3	3				

BOYS_8 & UNDER				GIRLS_8 & UNDER			
	12-13	13-14	14-15		12-13	13-14	14-15
TOTAL	28	23	38	TOTAL	0	0	2
NEW	7	9	30	NEW	0	0	2
RETAINED	21	14	8	RETAINED	0	0	0
LOST	9	3	3	LOST	0	0	0
RATIO BOYS TO GIRLS			95.0%				5.0%

PAH1116 CRAWFORD COUNTY YOUTH HOCKEY ASSOCIATION

BOYS & GIRLS_8 & UNDER				2 AND 2 CHALLENGE			
	12-13	13-14	14-15	14-15 GOAL	VS. GOAL	VS. ACTUAL	15-16 GOAL
TOTAL	97	82	73	86	(13)	(9)	77
NEW	36	25	27	27	0	2	29
RETAINED	61	57	46	59	(13)	(11)	48
LOST	16	22	14				

BOYS_8 & UNDER				GIRLS_8 & UNDER			
	12-13	13-14	14-15		12-13	13-14	14-15
TOTAL	94	79	68	TOTAL	3	3	5
NEW	33	24	23	NEW	3	1	4
RETAINED	61	55	45	RETAINED	0	2	1
LOST	15	20	14	LOST	1	2	0
RATIO BOYS TO GIRLS			93.2%				6.8%

PAH1117 ERIE YOUTH HOCKEY ASSOCIATION

BOYS & GIRLS_8 & UNDER				2 AND 2 CHALLENGE			
	12-13	13-14	14-15	14-15 GOAL	VS. GOAL	VS. ACTUAL	15-16 GOAL
TOTAL	134	68	93	72	21	25	97
NEW	48	14	44	16	28	30	46
RETAINED	86	54	49	56	(7)	(5)	51
LOST	32	53	4				

BOYS_8 & UNDER				GIRLS_8 & UNDER			
	12-13	13-14	14-15		12-13	13-14	14-15
TOTAL	115	64	82	TOTAL	19	4	11
NEW	42	14	36	NEW	6	0	8
RETAINED	73	50	46	RETAINED	13	4	3
LOST	23	43	4	LOST	9	10	0
RATIO BOYS TO GIRLS			88.2%				11.8%



PAH1235 GREATER PITTSBURGH SPECIAL HOCKEY

BOYS & GIRLS_8 & UNDER				2 AND 2 CHALLENGE			
	12-13	13-14	14-15	14-15 GOAL	VS. GOAL	VS. ACTUAL	15-16 GOAL
TOTAL	0	0	5	4	1	5	9
NEW	0	0	1	2	(1)	1	3
RETAINED	0	0	4	2	2	4	6
LOST	0	0	0				

BOYS_8 & UNDER				GIRLS_8 & UNDER			
	12-13	13-14	14-15		12-13	13-14	14-15
TOTAL	0	0	4	TOTAL	0	0	1
NEW	0	0	1	NEW	0	0	0
RETAINED	0	0	3	RETAINED	0	0	1
LOST	0	0	0	LOST	0	0	0
RATIO BOYS TO GIRLS			80.0%				20.0%

PAH1194 GREENSBURG SALEM HOCKEY CLUB

BOYS & GIRLS_8 & UNDER				2 AND 2 CHALLENGE			
	12-13	13-14	14-15	14-15 GOAL	VS. GOAL	VS. ACTUAL	15-16 GOAL
TOTAL	0	0	14	4	10	14	18
NEW	0	0	14	2	12	14	16
RETAINED	0	0	0	2	(2)	0	2
LOST	0	0	0				

BOYS_8 & UNDER				GIRLS_8 & UNDER			
	12-13	13-14	14-15		12-13	13-14	14-15
TOTAL	0	0	13	TOTAL	0	0	1
NEW	0	0	13	NEW	0	0	1
RETAINED	0	0	0	RETAINED	0	0	0
LOST	0	0	0	LOST	0	0	0
RATIO BOYS TO GIRLS			92.9%				7.1%

PAH1234 ICE MINERS HOCKEY

BOYS & GIRLS_8 & UNDER				2 AND 2 CHALLENGE			
	12-13	13-14	14-15	14-15 GOAL	VS. GOAL	VS. ACTUAL	15-16 GOAL
TOTAL	30	28	27	32	(5)	(1)	31
NEW	16	9	10	11	(1)	1	12
RETAINED	14	19	17	21	(4)	(2)	19
LOST	23	3	4				

BOYS_8 & UNDER				GIRLS_8 & UNDER			
	12-13	13-14	14-15		12-13	13-14	14-15
TOTAL	27	26	25	TOTAL	3	2	2
NEW	15	8	10	NEW	1	1	0
RETAINED	12	18	15	RETAINED	2	1	2
LOST	22	3	4	LOST	1	0	0
RATIO BOYS TO GIRLS			92.6%				7.4%



PAH1120 INDIANA YOUTH HOCKEY ASSOCIATION

BOYS & GIRLS_8 & UNDER				2 AND 2 CHALLENGE			
	12-13	13-14	14-15	14-15 GOAL	VS. GOAL	VS. ACTUAL	15-16 GOAL
TOTAL	19	16	23	20	3	7	27
NEW	9	7	18	9	9	11	20
RETAINED	10	9	5	11	(6)	(4)	7
LOST	2	2	3				

BOYS_8 & UNDER				GIRLS_8 & UNDER			
	12-13	13-14	14-15		12-13	13-14	14-15
TOTAL	19	13	22	TOTAL	0	3	1
NEW	9	4	18	NEW	0	3	0
RETAINED	10	9	4	RETAINED	0	0	1
LOST	2	2	2	LOST	0	0	1
RATIO BOYS TO GIRLS			95.7%				4.3%

PAH1351 JOHNSTOWN JETS HOCKEY

BOYS & GIRLS_8 & UNDER				2 AND 2 CHALLENGE			
	12-13	13-14	14-15	14-15 GOAL	VS. GOAL	VS. ACTUAL	15-16 GOAL
TOTAL	49	48	59	52	7	11	63
NEW	46	23	32	25	7	9	34
RETAINED	3	25	27	27	0	2	29
LOST	10	7	4				

BOYS_8 & UNDER				GIRLS_8 & UNDER			
	12-13	13-14	14-15		12-13	13-14	14-15
TOTAL	36	38	55	TOTAL	13	10	4
NEW	33	18	31	NEW	13	5	1
RETAINED	3	20	24	RETAINED	0	5	3
LOST	8	5	2	LOST	2	2	2
RATIO BOYS TO GIRLS			93.2%				6.8%

PAH1333 LAWRENCE COUNTY LIGHTNING

BOYS & GIRLS_8 & UNDER				2 AND 2 CHALLENGE			
	12-13	13-14	14-15	14-15 GOAL	VS. GOAL	VS. ACTUAL	15-16 GOAL
TOTAL	28	23	40	27	13	17	44
NEW	10	10	29	12	17	19	31
RETAINED	18	13	11	15	(4)	(2)	13
LOST	14	4	0				

BOYS_8 & UNDER				GIRLS_8 & UNDER			
	12-13	13-14	14-15		12-13	13-14	14-15
TOTAL	27	23	38	TOTAL	1	0	2
NEW	10	10	27	NEW	0	0	2
RETAINED	17	13	11	RETAINED	1	0	0
LOST	14	4	0	LOST	0	0	0
RATIO BOYS TO GIRLS			95.0%				5.0%



PAH1250 LITTLE PENGUINS

BOYS & GIRLS_8 & UNDER				2 AND 2 CHALLENGE			
	12-13	13-14	14-15	14-15 GOAL	VS. GOAL	VS. ACTUAL	15-16 GOAL
TOTAL	0	0	894	4	890	894	898
NEW	0	0	885	2	883	885	887
RETAINED	0	0	9	2	7	9	11
LOST	0	0	780				

BOYS_8 & UNDER				GIRLS_8 & UNDER			
	12-13	13-14	14-15		12-13	13-14	14-15
TOTAL	0	0	769	TOTAL	0	0	125
NEW	0	0	761	NEW	0	0	124
RETAINED	0	0	8	RETAINED	0	0	1
LOST	0	0	675	LOST	0	0	105
RATIO BOYS TO GIRLS			86.0%				14.0%

PAH1110 MON VALLEY YOUTH HOCKEY ASSOCIATION

BOYS & GIRLS_8 & UNDER				2 AND 2 CHALLENGE			
	12-13	13-14	14-15	14-15 GOAL	VS. GOAL	VS. ACTUAL	15-16 GOAL
TOTAL	72	61	57	65	(8)	(4)	61
NEW	25	26	29	28	1	3	31
RETAINED	47	35	28	37	(9)	(7)	30
LOST	4	5	7				

BOYS_8 & UNDER				GIRLS_8 & UNDER			
	12-13	13-14	14-15		12-13	13-14	14-15
TOTAL	64	52	46	TOTAL	8	9	11
NEW	21	21	21	NEW	4	5	8
RETAINED	43	31	25	RETAINED	4	4	3
LOST	2	5	5	LOST	2	0	2
RATIO BOYS TO GIRLS			80.7%				19.3%

PAH1300 MT LEBANON HOCKEY ASSOCIATION

BOYS & GIRLS_8 & UNDER				2 AND 2 CHALLENGE			
	12-13	13-14	14-15	14-15 GOAL	VS. GOAL	VS. ACTUAL	15-16 GOAL
TOTAL	67	66	81	70	11	15	85
NEW	37	39	46	41	5	7	48
RETAINED	30	27	35	29	6	8	37
LOST	3	5	4				

BOYS_8 & UNDER				GIRLS_8 & UNDER			
	12-13	13-14	14-15		12-13	13-14	14-15
TOTAL	65	62	79	TOTAL	2	4	2
NEW	36	35	46	NEW	1	4	0
RETAINED	29	27	33	RETAINED	1	0	2
LOST	3	4	4	LOST	0	1	0
RATIO BOYS TO GIRLS			97.5%				2.5%



PAH1301 NORTH HILLS AMATEUR HOCKEY

BOYS & GIRLS_8 & UNDER				2 AND 2 CHALLENGE			
	12-13	13-14	14-15	14-15 GOAL	VS. GOAL	VS. ACTUAL	15-16 GOAL
TOTAL	49	47	31	51	(20)	(16)	35
NEW	23	22	12	24	(12)	(10)	14
RETAINED	26	25	19	27	(8)	(6)	21
LOST	3	2	5				

BOYS_8 & UNDER				GIRLS_8 & UNDER			
	12-13	13-14	14-15		12-13	13-14	14-15
TOTAL	47	42	27	TOTAL	2	5	4
NEW	21	17	11	NEW	2	5	1
RETAINED	26	25	16	RETAINED	0	0	3
LOST	3	2	5	LOST	0	0	0
RATIO BOYS TO GIRLS			87.1%				12.9%

PAH1344 NORTH PITTSBURGH YOUTH HOCKEY

BOYS & GIRLS_8 & UNDER				2 AND 2 CHALLENGE			
	12-13	13-14	14-15	14-15 GOAL	VS. GOAL	VS. ACTUAL	15-16 GOAL
TOTAL	98	92	83	96	(13)	(9)	87
NEW	66	4	43	6	37	39	45
RETAINED	32	88	40	90	(50)	(48)	42
LOST	12	15	10				

BOYS_8 & UNDER				GIRLS_8 & UNDER			
	12-13	13-14	14-15		12-13	13-14	14-15
TOTAL	95	89	79	TOTAL	3	3	4
NEW	64	4	40	NEW	2	0	3
RETAINED	31	85	39	RETAINED	1	3	1
LOST	11	15	10	LOST	1	0	0
RATIO BOYS TO GIRLS			95.2%				4.8%

PAH1105 PITTSBURGH AMATEUR PENGUINS (STEEL CITY RENEGADES)

BOYS & GIRLS_8 & UNDER				2 AND 2 CHALLENGE			
	12-13	13-14	14-15	14-15 GOAL	VS. GOAL	VS. ACTUAL	15-16 GOAL
TOTAL	117	122	112	126	(14)	(10)	116
NEW	68	63	50	65	(15)	(13)	52
RETAINED	49	59	62	61	1	3	64
LOST	13	28	18				

BOYS_8 & UNDER				GIRLS_8 & UNDER			
	12-13	13-14	14-15		12-13	13-14	14-15
TOTAL	111	114	107	TOTAL	6	8	5
NEW	65	58	47	NEW	3	5	3
RETAINED	46	56	60	RETAINED	3	3	2
LOST	13	28	18	LOST	0	0	0
RATIO BOYS TO GIRLS			95.5%				4.5%



PAH1104 PITTSBURGH HORNETS (PITTSBURGH PENGUINS ELITE)

BOYS & GIRLS_8 & UNDER				2 AND 2 CHALLENGE			
	12-13	13-14	14-15	14-15 GOAL	VS. GOAL	VS. ACTUAL	15-16 GOAL
TOTAL	0	0	6	4	2	6	10
NEW	0	0	6	2	4	6	8
RETAINED	0	0	0	2	(2)	0	2
LOST	0	0	0				

BOYS_8 & UNDER				GIRLS_8 & UNDER			
	12-13	13-14	14-15		12-13	13-14	14-15
TOTAL	0	0	0	TOTAL	0	0	6
NEW	0	0	0	NEW	0	0	6
RETAINED	0	0	0	RETAINED	0	0	0
LOST	0	0	0	LOST	0	0	0
RATIO BOYS TO GIRLS			0.0%				100.0%

PAH1298 PITTSBURGH ICE

BOYS & GIRLS_8 & UNDER				2 AND 2 CHALLENGE			
	12-13	13-14	14-15	14-15 GOAL	VS. GOAL	VS. ACTUAL	15-16 GOAL
TOTAL	22	58	30	62	(32)	(28)	34
NEW	14	54	11	56	(45)	(43)	13
RETAINED	8	4	19	6	13	15	21
LOST	14	12	17				

BOYS_8 & UNDER				GIRLS_8 & UNDER			
	12-13	13-14	14-15		12-13	13-14	14-15
TOTAL	18	45	24	TOTAL	4	13	6
NEW	13	42	8	NEW	1	12	3
RETAINED	5	3	16	RETAINED	3	1	3
LOST	11	10	13	LOST	3	2	4
RATIO BOYS TO GIRLS			80.0%				20.0%

PAH1142 PITTSBURGH PREDATORS HOCKEY CLUB INC

BOYS & GIRLS_8 & UNDER				2 AND 2 CHALLENGE			
	12-13	13-14	14-15	14-15 GOAL	VS. GOAL	VS. ACTUAL	15-16 GOAL
TOTAL	69	75	66	79	(13)	(9)	70
NEW	40	39	35	41	(6)	(4)	37
RETAINED	29	36	31	38	(7)	(5)	33
LOST	7	3	11				

BOYS_8 & UNDER				GIRLS_8 & UNDER			
	12-13	13-14	14-15		12-13	13-14	14-15
TOTAL	67	74	63	TOTAL	2	1	3
NEW	39	39	33	NEW	1	0	2
RETAINED	28	35	30	RETAINED	1	1	1
LOST	7	3	11	LOST	0	0	0
RATIO BOYS TO GIRLS			95.5%				4.5%



PAH1100 RMU ISLAND SPORTS CENTER

BOYS & GIRLS_8 & UNDER				2 AND 2 CHALLENGE			
	12-13	13-14	14-15	14-15 GOAL	VS. GOAL	VS. ACTUAL	15-16 GOAL
TOTAL	397	447	423	451	(28)	(24)	427
NEW	170	211	135	213	(78)	(76)	137
RETAINED	227	236	288	238	50	52	290
LOST	82	51	114				

BOYS_8 & UNDER				GIRLS_8 & UNDER			
	12-13	13-14	14-15		12-13	13-14	14-15
TOTAL	364	407	384	TOTAL	33	40	39
NEW	154	194	125	NEW	16	17	10
RETAINED	210	213	259	RETAINED	17	23	29
LOST	77	46	109	LOST	5	5	5
RATIO BOYS TO GIRLS			90.8%				9.2%

PAH1393 SOUTH FAYETTE HOCKEY CLUB

BOYS & GIRLS_8 & UNDER				2 AND 2 CHALLENGE			
	12-13	13-14	14-15	14-15 GOAL	VS. GOAL	VS. ACTUAL	15-16 GOAL
TOTAL	0	0	26	4	22	26	30
NEW	0	0	22	2	20	22	24
RETAINED	0	0	4	2	2	4	6
LOST	0	0	0				

BOYS_8 & UNDER				GIRLS_8 & UNDER			
	12-13	13-14	14-15		12-13	13-14	14-15
TOTAL	0	0	24	TOTAL	0	0	2
NEW	0	0	20	NEW	0	0	2
RETAINED	0	0	4	RETAINED	0	0	0
LOST	0	0	0	LOST	0	0	0
RATIO BOYS TO GIRLS			92.3%				7.7%

PAH1378 SOUTH HILLS AMATEUR HOCKEY ASSOCIATION

BOYS & GIRLS_8 & UNDER				2 AND 2 CHALLENGE			
	12-13	13-14	14-15	14-15 GOAL	VS. GOAL	VS. ACTUAL	15-16 GOAL
TOTAL	128	121	121	125	(4)	0	125
NEW	52	56	50	58	(8)	(6)	52
RETAINED	76	65	71	67	4	6	73
LOST	12	7	3				

BOYS_8 & UNDER				GIRLS_8 & UNDER			
	12-13	13-14	14-15		12-13	13-14	14-15
TOTAL	115	111	110	TOTAL	13	10	11
NEW	44	51	44	NEW	8	5	6
RETAINED	71	60	66	RETAINED	5	5	5
LOST	11	6	3	LOST	1	1	0
RATIO BOYS TO GIRLS			90.9%				9.1%



PAH1374 SOUTHPOINTE AMATEUR HOCKEY ASSOCIATION

BOYS & GIRLS_8 & UNDER				2 AND 2 CHALLENGE			
	12-13	13-14	14-15	14-15 GOAL	VS. GOAL	VS. ACTUAL	15-16 GOAL
TOTAL	74	78	61	82	(21)	(17)	65
NEW	37	33	26	35	(9)	(7)	28
RETAINED	37	45	35	47	(12)	(10)	37
LOST	7	6	4				

BOYS_8 & UNDER				GIRLS_8 & UNDER			
	12-13	13-14	14-15		12-13	13-14	14-15
TOTAL	68	72	53	TOTAL	6	6	8
NEW	34	27	22	NEW	3	6	4
RETAINED	34	45	31	RETAINED	3	0	4
LOST	5	6	3	LOST	2	0	1
RATIO BOYS TO GIRLS			86.9%				13.1%

PAH1295 STEEL CITY SELECTS GIRLS HOCKEY ASSOCIATION

BOYS & GIRLS_8 & UNDER				2 AND 2 CHALLENGE			
	12-13	13-14	14-15	14-15 GOAL	VS. GOAL	VS. ACTUAL	15-16 GOAL
TOTAL	0	0	22	4	18	22	26
NEW	0	0	12	2	10	12	14
RETAINED	0	0	10	2	8	10	12
LOST	0	0	3				

BOYS_8 & UNDER				GIRLS_8 & UNDER			
	12-13	13-14	14-15		12-13	13-14	14-15
TOTAL	0	0	1	TOTAL	0	0	21
NEW	0	0	1	NEW	0	0	11
RETAINED	0	0	0	RETAINED	0	0	10
LOST	0	0	0	LOST	0	0	3
RATIO BOYS TO GIRLS			4.5%				95.5%

PAH1337 TRINITY ICE HOCKEY CLUB

BOYS & GIRLS_8 & UNDER				2 AND 2 CHALLENGE			
	12-13	13-14	14-15	14-15 GOAL	VS. GOAL	VS. ACTUAL	15-16 GOAL
TOTAL	25	23	19	27	(8)	(4)	23
NEW	12	8	8	10	(2)	0	10
RETAINED	13	15	11	17	(6)	(4)	13
LOST	0	4	3				

BOYS_8 & UNDER				GIRLS_8 & UNDER			
	12-13	13-14	14-15		12-13	13-14	14-15
TOTAL	20	16	14	TOTAL	5	7	5
NEW	10	5	6	NEW	2	3	2
RETAINED	10	11	8	RETAINED	3	4	3
LOST	0	4	2	LOST	0	0	1
RATIO BOYS TO GIRLS			73.7%				26.3%



PAH1111 WESTMORELAND HOCKEY ASSOCIATION

BOYS & GIRLS_8 & UNDER				2 AND 2 CHALLENGE			
	12-13	13-14	14-15	14-15 GOAL	VS. GOAL	VS. ACTUAL	15-16 GOAL
TOTAL	61	109	106	113	(7)	(3)	110
NEW	27	73	47	75	(28)	(26)	49
RETAINED	34	36	59	38	21	23	61
LOST	7	7	13				

BOYS_8 & UNDER				GIRLS_8 & UNDER			
	12-13	13-14	14-15		12-13	13-14	14-15
TOTAL	56	105	100	TOTAL	5	4	6
NEW	23	70	44	NEW	4	3	3
RETAINED	33	35	56	RETAINED	1	1	3
LOST	6	4	13	LOST	1	3	0
RATIO BOYS TO GIRLS			94.3%				5.7%



WEST VIRGINIA

WVH0082 CHARLESTON AMATEUR HOCKEY ASSOCIATION

BOYS & GIRLS_8 & UNDER				2 AND 2 CHALLENGE			
	12-13	13-14	14-15	14-15 GOAL	VS. GOAL	VS. ACTUAL	15-16 GOAL
TOTAL	43	30	22	34	(12)	(8)	26
NEW	32	8	11	10	1	3	13
RETAINED	11	22	11	24	(13)	(11)	13
LOST	0	11	5				

BOYS_8 & UNDER				GIRLS_8 & UNDER			
	12-13	13-14	14-15		12-13	13-14	14-15
TOTAL	37	28	21	TOTAL	6	2	1
NEW	26	7	11	NEW	6	1	0
RETAINED	11	21	10	RETAINED	0	1	1
LOST	0	7	4	LOST	0	4	1
RATIO BOYS TO GIRLS			95.5%				4.5%

WVH0080 MORGANTOWN HOCKEY ASSOCIATION

BOYS & GIRLS_8 & UNDER				2 AND 2 CHALLENGE			
	12-13	13-14	14-15	14-15 GOAL	VS. GOAL	VS. ACTUAL	15-16 GOAL
TOTAL	84	82	86	86	0	4	90
NEW	47	36	40	38	2	4	42
RETAINED	37	46	46	48	(2)	0	48
LOST	37	36	19				

BOYS_8 & UNDER				GIRLS_8 & UNDER			
	12-13	13-14	14-15		12-13	13-14	14-15
TOTAL	71	68	77	TOTAL	13	14	9
NEW	39	29	35	NEW	8	7	5
RETAINED	32	39	42	RETAINED	5	7	4
LOST	32	30	17	LOST	5	6	2
RATIO BOYS TO GIRLS			89.5%				10.5%

WVH0030 WHEELING AMATEUR HOCKEY ASSOCIATION

BOYS & GIRLS_8 & UNDER				2 AND 2 CHALLENGE			
	12-13	13-14	14-15	14-15 GOAL	VS. GOAL	VS. ACTUAL	15-16 GOAL
TOTAL	90	167	187	171	16	20	191
NEW	24	93	84	95	(11)	(9)	86
RETAINED	66	74	103	76	27	29	105
LOST	62	15	33				

BOYS_8 & UNDER				GIRLS_8 & UNDER			
	12-13	13-14	14-15		12-13	13-14	14-15
TOTAL	79	136	156	TOTAL	11	31	31
NEW	19	75	70	NEW	5	18	14
RETAINED	60	61	86	RETAINED	6	13	17
LOST	48	13	27	LOST	14	2	6
RATIO BOYS TO GIRLS			83.4%				16.6%