

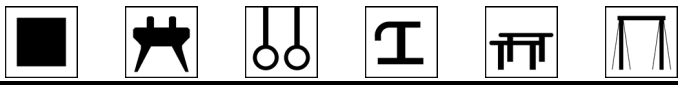
2019 Men's JE Regional Championships

Meet Results - Multi

Men / 8 / 11 yrs, 12 yrs
Session: All

Apr 19, 2019

Judge's Signatures

| Rank | Num | Name/Gym |  | | | | | | AA | |
|------|------|--------------------------------------|--|--------------------------------|-------------|-------------|-------------|-------------|-------------|--------|
| | | | Prelims | Final | D/E | Final | D/E | Final | | D/E |
| 1 | 8026 | Carson Higley OMEGA | Prelims | Final: 7.600 | 9.800 | 9.250 | 8.550 | 9.200 | 6.300 | 50.700 |
| | | | | D/E: 9.6 / 7.600 | 9.9 / 9.800 | 9.9 / 9.250 | 9.6 / 8.550 | 9.7 / 9.200 | 9.5 / 6.300 | |
| | | | Finals | Final: 12.600 | 13.250 | 11.650 | 11.150 | 12.950 | 11.900 | 73.500 |
| | | | | D/E: 3.3 / 9.300 | 3.6 / 9.650 | 3.4 / 8.250 | 2.2 / 8.950 | 3.5 / 9.450 | 3.1 / 8.800 | |
| | | | | Combined Total: 124.200 | | | | | | |
| 2 | 8025 | Wyatt Allred OMEGA | Prelims | Final: 8.000 | 9.050 | 9.050 | 8.700 | 9.100 | 7.300 | 51.200 |
| | | | | D/E: 9.6 / 8.000 | 9.5 / 9.050 | 9.8 / 9.050 | 9.5 / 8.700 | 9.8 / 9.100 | 9.6 / 7.300 | |
| | | | Finals | Final: 12.600 | 12.800 | 11.700 | 11.000 | 12.100 | 12.100 | 72.300 |
| | | | | D/E: 3.4 / 9.200 | 3.6 / 9.200 | 3.5 / 8.200 | 2.2 / 8.800 | 3.4 / 8.700 | 3.0 / 9.100 | |
| | | | | Combined Total: 123.500 | | | | | | |
| 3 | 8022 | Oliver Hales Danik | Prelims | Final: 7.800 | 8.400 | 9.050 | 8.750 | 8.600 | 7.700 | 50.300 |
| | | | | D/E: 9.5 / 7.800 | 9.5 / 8.400 | 9.7 / 9.050 | 9.7 / 8.750 | 9.8 / 8.600 | 9.6 / 7.700 | |
| | | | Finals | Final: 12.300 | 12.000 | 11.900 | 11.350 | 12.100 | 12.350 | 72.000 |
| | | | | D/E: 3.5 / 8.800 | 3.3 / 8.700 | 3.1 / 8.800 | 2.2 / 9.150 | 3.4 / 8.700 | 2.9 / 9.450 | |
| | | | | Combined Total: 122.300 | | | | | | |
| 4 | 8035 | Cole Miller Denali Gymnastics N | Prelims | Final: 8.700 | 8.150 | 8.550 | 8.600 | 8.400 | 6.900 | 49.300 |
| | | | | D/E: 9.6 / 8.700 | 9.5 / 8.150 | 9.6 / 8.550 | 9.5 / 8.600 | 9.6 / 8.400 | 9.6 / 6.900 | |
| | | | Finals | Final: 12.550 | 11.800 | 11.800 | 11.250 | 12.300 | 11.550 | 71.250 |
| | | | | D/E: 3.2 / 9.350 | 3.1 / 8.700 | 2.8 / 9.000 | 2.2 / 9.050 | 3.1 / 9.200 | 2.7 / 8.850 | |
| | | | | Combined Total: 120.550 | | | | | | |
| 5 | 8030 | Hammet Lear SGA (Columbia City) | Prelims | Final: 7.950 | 7.950 | 8.700 | 8.850 | 8.250 | 7.000 | 48.700 |
| | | | | D/E: 9.5 / 7.950 | 9.5 / 7.950 | 9.6 / 8.700 | 9.7 / 8.850 | 9.5 / 8.250 | 9.6 / 7.000 | |
| | | | Finals | Final: 11.900 | 11.850 | 11.450 | 10.250 | 12.250 | 9.700 | 67.400 |
| | | | | D/E: 3.3 / 8.600 | 3.2 / 8.650 | 2.9 / 8.550 | 1.6 / 8.650 | 3.4 / 8.850 | 2.7 / 7.000 | |
| | | | | Combined Total: 116.100 | | | | | | |
| 6 | 8034 | Kael Childers Denali Gymnastics N | Prelims | Final: 7.950 | 7.950 | 8.000 | 8.500 | 7.500 | 6.500 | 46.400 |
| | | | | D/E: 9.5 / 7.950 | 9.5 / 7.950 | 9.5 / 8.000 | 9.5 / 8.500 | 9.5 / 7.500 | 9.5 / 6.500 | |
| | | | Finals | Final: 11.800 | 11.450 | 11.300 | 10.000 | 11.900 | 11.000 | 67.450 |
| | | | | D/E: 3.2 / 8.600 | 3.1 / 8.350 | 2.8 / 8.500 | 1.8 / 8.200 | 3.1 / 8.800 | 2.6 / 8.400 | |
| | | | | Combined Total: 113.850 | | | | | | |
| 7 | 8010 | Frederick Moeller Cascade Elite | Prelims | Final: 7.100 | 8.900 | 7.800 | 8.300 | 7.100 | 4.700 | 43.900 |
| | | | | D/E: 9.5 / 7.100 | 9.5 / 8.900 | 9.5 / 7.800 | 9.6 / 8.300 | 9.6 / 7.100 | 9.6 / 4.700 | |
| | | | Finals | Final: 11.100 | 12.250 | 11.250 | 11.100 | 11.300 | 10.100 | 67.100 |
| | | | | D/E: 2.6 / 8.500 | 3.8 / 8.450 | 2.8 / 8.450 | 1.7 / 9.400 | 2.2 / 9.100 | 2.7 / 7.400 | |
| | | | | Combined Total: 111.000 | | | | | | |







2019 Men's JE Regional Championships

Meet Results - Multi

Apr 19, 2019

Men / 8 / 11 yrs,12 yrs

Session: All

| Rank | Num | Name/Gym | |  |  |  |  |  |  | AA |
|------|------|---------------------------|---------|---|---|---|---|---|---|--------|
| 8 | 8032 | Jonathan Koo Advantage | Prelims | Final: 7.300 | 8.600 | 6.450 | 8.500 | 6.500 | 3.500 | 40.850 |
| | | | | D/E: 9.6 / 7.300 | 9.5 / 8.600 | 9.6 / 6.450 | 9.5 / 8.500 | 7.6 / 6.500 | 9.5 / 3.500 | ND: |
| | | | Finals | Final: 10.950 | 11.850 | 11.150 | 10.800 | 10.300 | 11.000 | 66.050 |
| | | | | D/E: 2.6 / 8.350 | 3.2 / 8.650 | 2.7 / 8.450 | 1.7 / 9.100 | 2.2 / 8.100 | 2.7 / 8.300 | ND: |
| | | | | Combined Total: 106.900 | | | | | | |
| 9 | 8012 | Zachary Miller OOA | Prelims | Final: 7.850 | 7.850 | 6.300 | 8.450 | 8.200 | 6.750 | 45.400 |
| | | | | D/E: 9.6 / 7.850 | 9.5 / 7.850 | 9.6 / 6.300 | 9.5 / 8.450 | 9.7 / 8.200 | 9.6 / 6.750 | ND: |
| | | | Finals | Final: 11.850 | 9.600 | 9.600 | 11.050 | 9.750 | 8.900 | 60.750 |
| | | | | D/E: 3.5 / 8.350 | 3.0 / 6.600 | 2.2 / 7.400 | 2.2 / 8.850 | 2.5 / 7.250 | 2.9 / 6.000 | ND: |
| | | | | Combined Total: 106.150 | | | | | | |

2019 Men's JE Regional Championships

Meet Results - Multi

Apr 19, 2019


Page: 1

Printed: 4/19/2019 11:00 AM

Men / 9 / 13-14 yrs

Session: All

Judge's Signatures

| Rank | Num | Name/Gym |  | | | | | | AA | | |
|--------------------------------|------|----------------------|--|--------|-------------|-------------|-------------|-------------|-------------|-------------|--------|
| | | | Prelims | Final | | | | | | | |
| 1 | 9028 | Kyle Jordan OMEGA | | | | | | | | | |
| | | | Prelims | Final: | 8.750 | 9.050 | 8.800 | 9.350 | 9.250 | 8.600 | 53.800 |
| | | | | D/E: | 9.6 / 8.750 | 9.5 / 9.050 | 9.7 / 8.800 | 9.7 / 9.350 | 9.8 / 9.250 | 9.6 / 8.600 | |
| | | | | ND: | | | | | | | |
| | | | Finals | Final: | 12.600 | 11.100 | 11.600 | 11.400 | 12.250 | 11.250 | 70.200 |
| | | | | D/E: | 4.3 / 8.300 | 3.0 / 8.100 | 3.6 / 8.000 | 2.4 / 9.000 | 3.9 / 8.350 | 2.6 / 8.650 | |
| | | | | ND: | | | | | | | |
| Combined Total: 124.000 | | | | | | | | | | | |

2019 Men's JE Regional Championships







Meet Results - Multi

Apr 19, 2019

Page: 1
Printed: 4/19/2019 11:00 AM

Men / 10 / 15 yrs, 16 yrs
Session: All

Judge's Signatures

| Rank | Num | Name/Gym | |  |  |  |  |  |  | AA |
|------|------|---------------------------------|---------|---|---|---|---|---|---|--------|
| 1 | 1040 | Nicolas Kuebler Metropolitan | Prelims | Final: 8.750 | 8.800 | 9.050 | 8.950 | 9.500 | 8.850 | 53.900 |
| | | | | D/E: 9.6 / 8.750 | 9.7 / 8.800 | 9.8 / 9.050 | 9.7 / 8.950 | 9.9 / 9.500 | 9.7 / 8.850 | ND: |
| | | | Finals | Final: 13.000 | 14.500 | 12.900 | 13.750 | 13.200 | 13.300 | 80.650 |
| | | | | D/E: 4.4 / 8.600 | 5.1 / 9.400 | 4.3 / 8.600 | 4.8 / 8.950 | 4.5 / 8.700 | 4.0 / 9.300 | ND: |
| | | | | Combined Total: 134.550 | | | | | | |
| 2 | 1038 | Dante Hays Metropolitan | Prelims | Final: 8.950 | 8.700 | 8.700 | 9.100 | 9.200 | 8.750 | 53.400 |
| | | | | D/E: 9.6 / 8.950 | 9.5 / 8.700 | 9.7 / 8.700 | 9.7 / 9.100 | 9.8 / 9.200 | 9.7 / 8.750 | ND: |
| | | | Finals | Final: 13.350 | 13.000 | 11.650 | 13.100 | 13.200 | 12.650 | 76.950 |
| | | | | D/E: 4.1 / 9.250 | 3.7 / 9.300 | 4.0 / 7.650 | 4.0 / 9.200 | 3.9 / 9.300 | 3.5 / 9.150 | ND: |
| | | | | Combined Total: 130.350 | | | | | | |
| 3 | 1055 | Zac Tiderman OMEGA | Prelims | Final: 8.900 | 8.650 | 8.900 | 9.500 | 8.900 | 8.500 | 53.350 |
| | | | | D/E: 9.6 / 8.900 | 9.5 / 8.650 | 9.8 / 8.900 | 9.8 / 9.500 | 9.7 / 8.900 | 9.5 / 8.500 | ND: |
| | | | Finals | Final: 12.850 | 11.200 | 12.900 | 14.250 | 10.700 | 13.200 | 75.100 |
| | | | | D/E: 4.4 / 8.450 | 3.9 / 7.300 | 4.1 / 8.800 | 4.8 / 9.450 | 3.7 / 7.000 | 4.4 / 8.800 | ND: |
| | | | | Combined Total: 128.450 | | | | | | |

2019 Men's JE Regional Championships

Meet Results - Multi

Apr 19, 2019







Page: 1

Printed: 4/19/2019 11:01 AM

Men / 10 / 17-19 yrs

Session: All

Judge's Signatures

| Rank | Num | Name/Gym | | | | | | | AA | |
|------|------|-------------------------------|---|---|---|---|---|---|-------------|--------|
| | | |  |  |  |  |  |  | | |
| 1 | 1053 | James Friedman OMEGA | Prelims | Final: 8.700 | 8.750 | 9.400 | 9.050 | 9.000 | 7.800 | 52.700 |
| | | | | D/E: 9.6 / 8.700 | 9.5 / 8.750 | 9.9 / 9.400 | 9.6 / 9.050 | 9.7 / 9.000 | 9.7 / 7.800 | ND: |
| | | | Finals | Final: 12.550 | 12.200 | 13.300 | 11.600 | 12.650 | 11.000 | 73.300 |
| | | | | D/E: 4.3 / 8.250 | 4.0 / 8.200 | 4.7 / 8.600 | 2.8 / 8.800 | 3.8 / 8.850 | 3.8 / 7.200 | ND: |
| | | | Combined Total: 126.000 | | | | | | | |
| 2 | 1002 | Austin Kirk MAC Gymnastics | Prelims | Final: 8.000 | 7.900 | 7.600 | 6.800 | 8.700 | 7.750 | 46.750 |
| | | | | D/E: 9.6 / 8.000 | 9.5 / 7.900 | 9.6 / 7.600 | 7.5 / 6.800 | 9.8 / 8.700 | 9.6 / 7.750 | ND: |
| | | | Finals | Final: 12.150 | 11.350 | 12.450 | 11.750 | 12.350 | 11.150 | 71.200 |
| | | | | D/E: 3.8 / 8.350 | 3.4 / 7.950 | 3.8 / 8.650 | 3.2 / 8.550 | 3.5 / 8.850 | 3.4 / 7.750 | ND: |
| | | | Combined Total: 117.950 | | | | | | | |