

Setting Up & Running the Scoreboard

- Turn scoreboard on using the switch on the right side
- The scoreboard will ask "start where turned off".
- Answer **"NO"**
- The scoreboard will ask "do you want to use an auto start program".
- Answer **"NO"**
- Enter model number of your unit when prompted
- The scoreboard will ask if you want to use the Shot clock
- Answer **"NO"**
- The scoreboard will ask if you want to use Penalty time out
- Answer **"NO"**
- **To Set The Time Clock:**
- Select **"SET"**
- Select **"TIME"**
- Enter the time **"##:##"** (example "08:00")
- Select **"YES"**
- **Unit will ask for Period**
- Enter period number **"#"** (example "1" , "2" , "3")

If you make an error at any time during data entry:
Select the **"Time"** button to exit back to your starting point.

- **TO ENTER A PENALTY**
- Select **"SET"**
- Select **"HOME PNLTY"** (or **"AWAY PNLTY"**)
- Enter the time for the penalty **"##:##"**
- Select **"YES"**
- Enter the Player Number **"##"**
- **TO CLEAR A PENALTY**
- Select **"HOME PNLTY"** (or **"AWAY PNLTY"**)
- Select **"PNLTY CLEAR"**
Note: If there is more than 1 penalty, press the **"home pnlty"** or **"guest pnlty"** button until the penalty you want to clear shows up.
- **TO EDIT A PENALTY TIME**
- Select **"HOME PNLTY"** (or **"AWAY PNLTY"**)
- Select **"PENALTY EDIT"**
- Edit the time **"##:##"**
- Select **"TIME"**
- **TO CHANGE THE SCORE**
- Select **"HOME SCORE"** (or **"GUEST SCORE"**)
it will ask you how many to add
Select **"1"**
Select **"TIME"**
- **TO EDIT A SCORE**
- Select **"SET"**
- Select **"HOME SCORE"** (or **"GUEST SCORE"**)
(Enter the correct score on the number pad)
- Select **"TIME"**

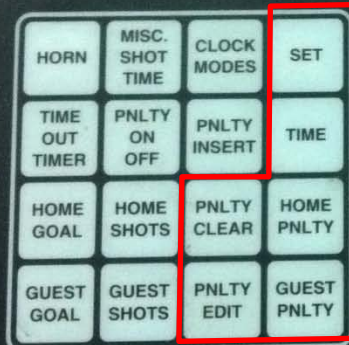
Start and Stop
Timer



MODEL CODE

008-3261

TO SET TIME



TO SET SCORE



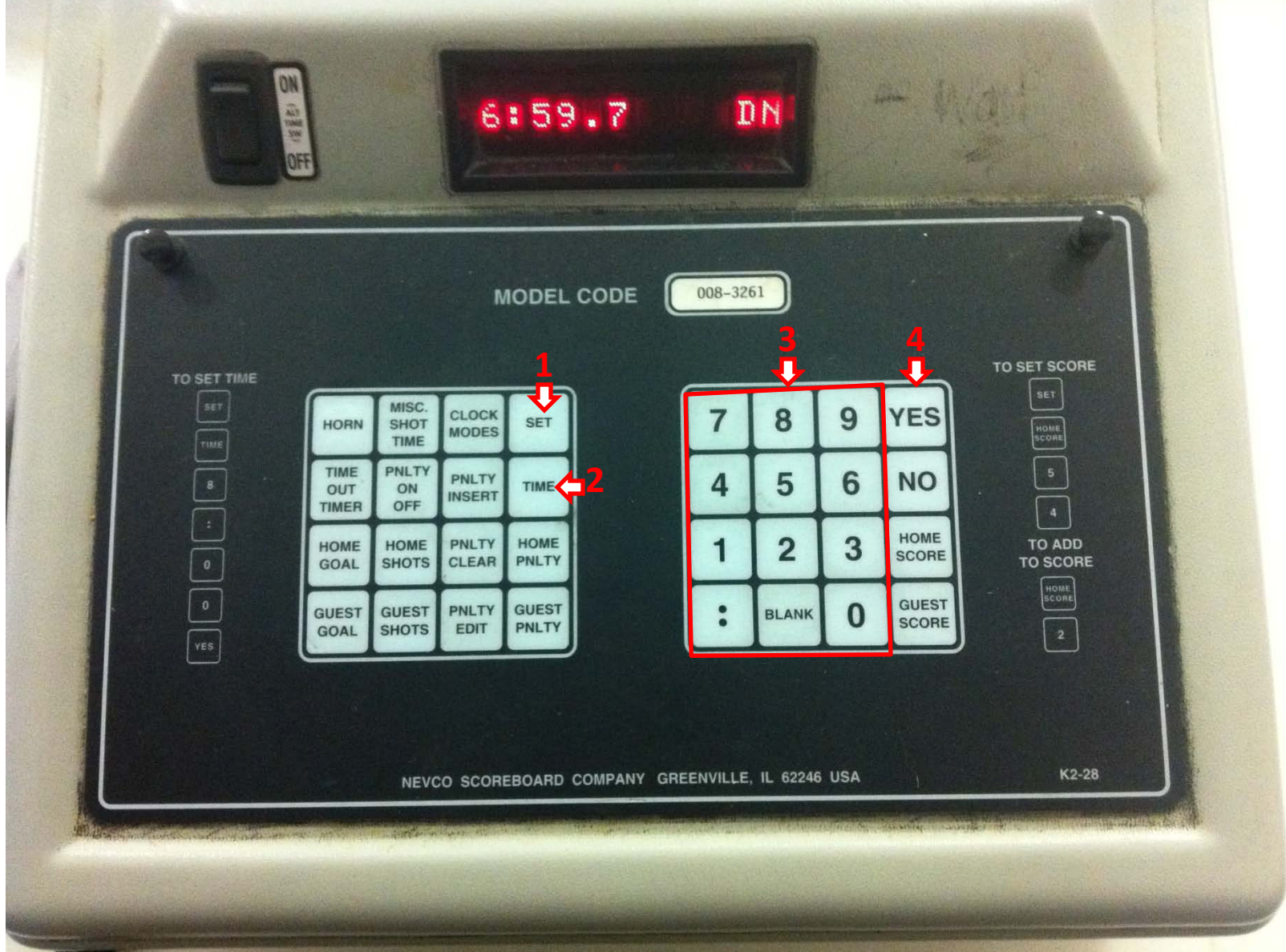
NEVCO SCOREBOARD COMPANY GREENVILLE, IL 62246 USA

K2-28

Red Highlights The Critical Keys For Hockey

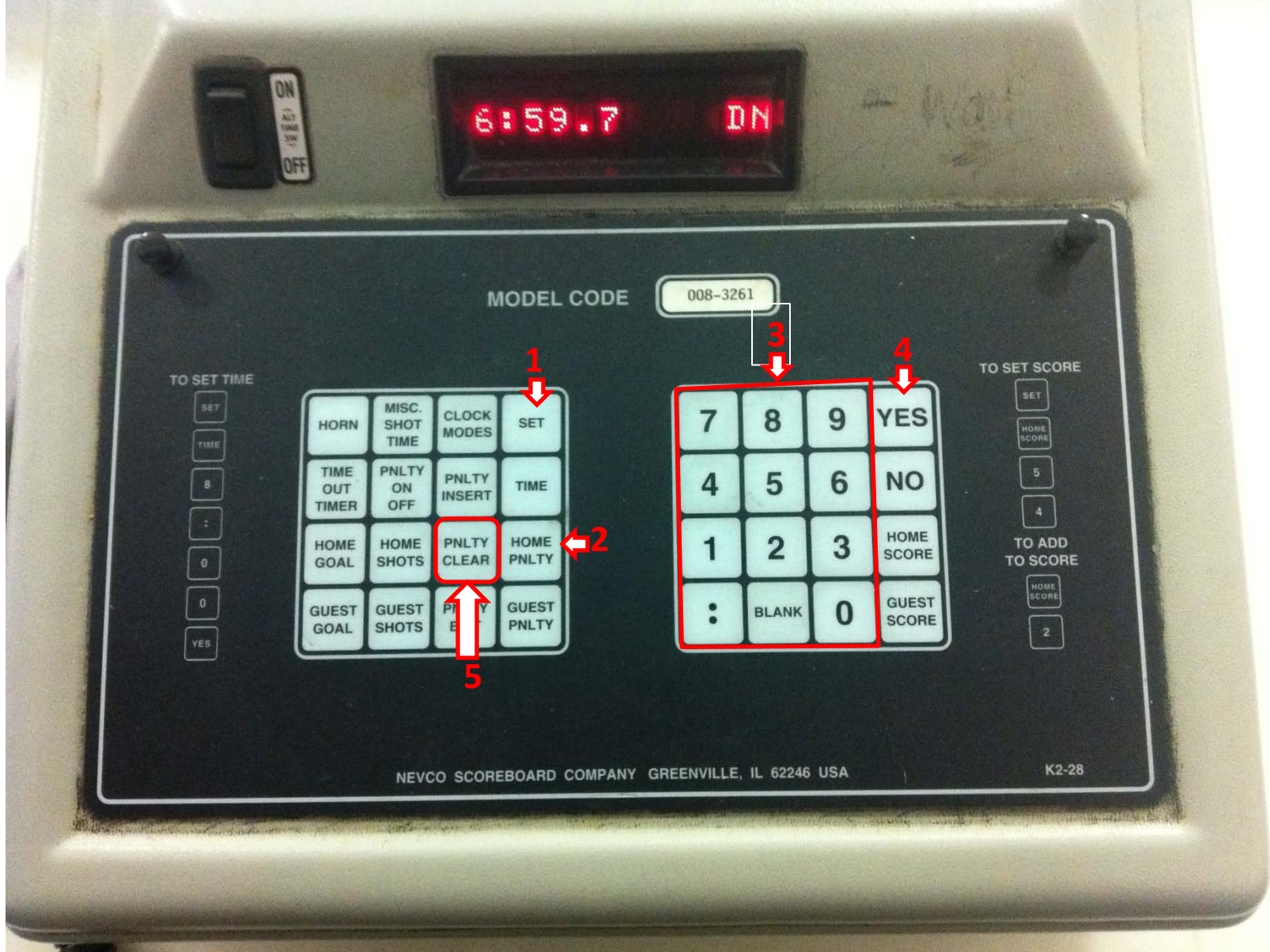
Important notes about scoreboard:

If you make an error during data entry, press the **"Time"** button to exit back to your starting point.
Scores and Penalties can be adjusted while the clock is running.



TO SET THE TIME AND PERIOD

- Press "SET" (1)
- "TIME" (2)
- "08:00" (example) (3)
- "YES" (4)
- PRESS "#" (period number) (3)



TO ADD A PENALTY

- Press **"SET"** (1)
- "HOME PNLTY"** (or **"GUEST PNLTY"**) (2)
- "01:30"** (example) (3)
- "YES"** (4)
- "##"** (player number) (3)

TO CLEAR A PENALTY

- "HOME PNLTY"** (or **"GUEST PNLTY"**) (2)
- "PNLTY CLEAR"** (5)
- "YES"** (4)

Note: If there is more than 1 penalty, press the **"home pnlty"** or **"guest pnlty"** button until the penalty you want to clear shows up.



TO CHANGE SCORE

"HOME SCORE" (or "GUEST SCORE") (1)

it will ask you how many to add

PRESS **"1" (2)**

"Time" (3)

TO EDIT A SCORE

PRESS **"SET"**

"HOME SCORE" (or "GUEST SCORE") (1)

(Enter the correct score on the number pad)

PRESS **"TIME" (3)**