

**IRONMAN**  
**70.3**  **TULSA**

**2023**  
**ATHLETE**  
**GUIDE**



MAY 21, 2023

# TABLE OF CONTENTS



**WELCOME  
MESSAGES**



**EVENT  
SCHEDULE**




**ATHLETE  
CHECK-IN**



**PRE-RACE INFO**



**RACE DAY INFO**




**POST-RACE INFO**



**QUALIFYING FOR THE  
WORLD CHAMPIONSHIP**



**RŌKA  
SWIM COURSE**



**FULGAZ  
BIKE COURSE**



**PLAYTRI  
SWIM BIKE RUN  
BIKE STORE & TECH**



**HOKA  
FLY HUMAN FLY  
RUN COURSE**



**RULES/USAT  
MEDICAL POLICY**

# WELCOME

Dear Athletes,

On behalf of the IRONMAN 70.3 team, welcome to the 2023 IRONMAN 70.3 Tulsa. We are passionate about triathlon, and we are honored to share this event with you.


Athletes will enjoy a beautiful swim in Keystone Lake, the challenge of biking the Osage Hills and the lush green terrain that make up the "Green Country", and the run course that makes its way through historic and vibrant downtown Tulsa to Route 66.

We would like to thank the City of Tulsa, Sand Springs, Skiatook and all the volunteers who have come together to make this event possible. We have worked hard to bring you an event that is a reflection of our community and all of the fun that comes with living here. Enjoy your time in Tulsa and good luck for a safe and successful race day.

Alan Mendez

*Race Director, IRONMAN 70.3 Tulsa*

## RACE DIRECTOR



**ALAN MENDEZ**

# 2023 EVENT SCHEDULE

Schedule of events is tentative and subject to change. Last updated April 19, 2023.



## FRIDAY, MAY 19, 2023

START	END	EVENT	LOCATION
9 AM	5 PM	Athlete Check-In	Downtown Tulsa (3rd St and Boston Ave)
9 AM	5 PM	IRONMAN Village <ul style="list-style-type: none"> <li>▪ PLAYTRI Triathlon Store &amp; Tech Service Center</li> <li>▪ Information Tent</li> </ul>	Downtown Tulsa (3rd St and Boston Ave)
9 AM	5 PM	Official IRONMAN Store	Downtown Tulsa (3rd St and Boston Ave)
12 PM		Athlete Briefing	Downtown Tulsa (3rd St and Boston Ave)
3 PM		Athlete Briefing	Downtown Tulsa (3rd St and Boston Ave)
6 PM		Welcome Ceremony	USA BMX (490 N Lansing Ave. E, Tulsa, OK 74120)

## SATURDAY, MAY 20, 2023

START	END	EVENT	LOCATION
9 AM	3 PM	Athlete Check-In	Downtown Tulsa (3rd St and Boston Ave)
9 AM	3 PM	IRONMAN Village <ul style="list-style-type: none"> <li>▪ PLAYTRI Triathlon Store &amp; Tech Service Center</li> <li>▪ Information Tent</li> </ul>	Downtown Tulsa (3rd St and Boston Ave)
9 AM	3 PM	Official IRONMAN Store	Downtown Tulsa (3rd St and Boston Ave)
10 AM	4 PM	Mandatory Bike Check-In	T1 (Keystone State Park)
10 AM	4 PM	Complimentary Bike Valet with Tri Bike Transport	T2 (3rd St and Cincinnati Ave)
10 AM	4 PM	Mandatory Run Gear Check-In & Timing Chip Pick-Up	T2 (3rd St and Cincinnati Ave)
10 AM		Athlete Briefing	Downtown Tulsa (3rd St and Boston Ave)
1 PM		Athlete Briefing	Downtown Tulsa (3rd St and Boston Ave)

## SUNDAY, MAY 21, 2023 - RACE DAY

START	END	EVENT	LOCATION
4 AM	6:15 PM	Transition 1 Opens	Keystone State Park
4 AM		Transition 2 Opens	3rd St and Cincinnati Ave
4 AM	5:45 AM	Mandatory Athlete-Only Shuttle	T2 (3rd St and Cincinnati Ave) to T1 (Keystone State Park)
5 AM	5:45 AM	Mandatory Spectator Shuttle <i>(Athletes will be prioritized)</i>	T2 (3rd St and Cincinnati Ave) to T1 (Keystone State Park)
6:30 AM		Self-Seeded Age Group Rolling Swim Start	Keystone Lake
10 AM	3:30 PM	Athlete Food	Downtown Tulsa (3rd St and Boston Ave)
10 AM	4 PM	Mandatory Bike & Gear Check-Out <i>Morning Clothes Bags will be available at the finish line.</i>	T2 (3rd St and Cincinnati Ave)
12 PM	7 PM	IRONMAN Village	Downtown Tulsa (3rd St and Boston Ave)
12 PM	7 PM	Official IRONMAN Store	Downtown Tulsa (3rd St and Boston Ave)
4 PM		Awards Ceremony & 2023 VinFast 70.3 IRONMAN World Championship Slot Allocation/Rolldown Ceremony	Downtown Tulsa (3rd St and Boston Ave)

*Slot Allocation/Rolldown begins immediately following Awards - be early!*

### INFORMATION REGARDING MANDATORY BIKE AND GEAR CHECK-IN:

- **COMPLIMENTARY BIKE VALET:** During Mandatory Bike & Gear Check-In, athletes have the option to drop their bike at T2 (3rd St and Cincinnati Ave). IRONMAN will transport their bike to T1 (Keystone State Park) and rack it in the appropriate location. Athletes selecting this option will bring their bike gear on race morning.
- Athletes can also go to T1 (Keystone State Park) and drop off their bike and gear on Saturday during Mandatory Bike & Gear Check-In. Athletes selecting this option must drop off their Run Gear Bag at T2 (3rd and Cincinnati Ave) and pick up their timing chip on Saturday, May 20. There WILL NOT be timing chip pick-up during Athlete Check-in or on race day.

# ATHLETE CHECK-IN

## WHEN

- Friday, May 19 from 9 AM to 5 PM
- Saturday, May 20 from 9 AM to 3 PM

Athlete Check-In will not be open on Race Day. If you do not check in during the designated Athlete Check-In hours you will not be permitted to race. ALL RACE PACKETS MUST BE PICKED UP BY 3 PM ON SATURDAY.

## WHERE

Downtown Tulsa  
3rd St and Boston Ave

## WHAT TO BRING

- Photo ID or Passport
- Active.com Registration QR Code

## ATHLETE CHECK-IN STEPS

1. Please bring the Active.com registration QR code either on your phone or printed.
2. Show Photo ID and Active.com QR Code to volunteers to receive Bib Number.
3. Sign waivers on iPad.
4. Pick up Athlete Race Packet.
5. Pick up Athlete Giveaway Items.

**PLEASE NOTE: You will pick up your timing chip when you drop off your run gear on Saturday.**

## YOUR RACE PACKET WILL INCLUDE

- Race Bib (Orange) - to be worn on the run.
- Bike/Helmet Stickers (YELLOW)
- Swim Cap
- Bike Check-Out Ticket
- Athlete Wristband - must be attached at time of check-in and worn until after the race is complete. All previous wristbands must be removed
- 3 Gear Bags - White Morning Clothes Bag, Blue Bike Gear, Red Run Gear

## RELAY TEAMS

Relay team members must be together at Athlete Check-In, at the same time. No relay team will be permitted to check in if all members are not present. Each athlete that participates in a Relay will receive a shirt at Athlete Check-In.

## EMERGENCY CONTACT

Athletes are required to check in at the venue during the dates and times listed on the Event Schedule. Athlete Check-In will not be available outside the posted times.

To inform IRONMAN of any emergency during race week, athletes must call the EMERGENCY PHONE NUMBER listed below.

813-484-6064  
[TULSA70.3@IRONMAN.COM](mailto:TULSA70.3@IRONMAN.COM)

Friday, May 19	9 AM to 6 PM
Saturday, May 20	9 AM to 6 PM
Sunday, May 21	4 AM to 5 PM

## ATHLETE WRISTBAND

A wristband printed with your race number will be affixed to your wrist at Athlete Check-In. This band will identify you as an official athlete and must be worn during race week. The wristband is required for medical identification purposes and allows you access to both transition area and post-race athlete recovery areas. Any wristbands from previous events must be removed.

## BIKE STICKERS

You will receive the following stickers in your athlete packet:

- Bike Frame Sticker (YELLOW)
- Helmet Sticker (YELLOW)
- Bike Stem Sticker (YELLOW)
- 5 Extra Gear Bag Stickers (YELLOW)

Make sure the frame sticker is visible on both sides of your bike. The bike frame sticker cannot be altered in any fashion and the race logo MUST be visible. The helmet sticker will be affixed to the front of your helmet, and the bike stem sticker will be placed in between handlebars.

**Athletes will not be permitted to have any other stickers on their bikes other than the bike frame sticker issued at Athlete Check-In. Any previous event stickers on the bike must be removed. We recommend you label your gear bags with a permanent marker in addition to using the gear bag stickers.**



**ACTIVE**



✓ **10k**

✓ **Marathon**

✓ **Cycling race**

**Triathlon**

Explore your next race on [ACTIVE.com](https://www.active.com)

# PRE-RACE INFO

## PHYSICAL ADDRESSES

### IRONMAN VILLAGE & FINISH LINE AREA

Downtown Tulsa  
3rd St and Boston Ave

### SWIM START/TRANSITION 1

Keystone State Park (Near Lake Country Camp Grounds)  
1926 OK-151  
Sand Springs, OK 74063

### TRANSITION 2

Downtown Tulsa  
3rd St and Cincinnati Ave

## IRONMAN VILLAGE INFORMATION

The IRONMAN Village is the center of the event weekend, serving as the location for Athlete Check-In and the IRONMAN Merchandise Store. The village is free and open to the public, offering a great opportunity for athletes to pick up final race day essentials. Check out the IRONMAN Village [SECTION](#) on the event website to see which IRONMAN Partners and Vendors will be attending.

## MANDATORY ATHLETE BRIEFING

Mandatory Athlete Briefings will be held during IRONMAN Village hours in the days prior to the event and are hosted for the benefit of all athletes. The briefings will cover important information pertaining to any peculiarities of the course, rules, cut-off times and course closures for the disciplines, and most importantly, any last minute changes or procedures to the event that have occurred, or may potentially occur, due to weather related forecasts.

## PERSONAL SAFETY

Always train with at least one other person (especially in the open water). While swimming, please wear a brightly colored swim cap and ensure that your family members and/or friends know where you are. When training, please bike and run on the shoulder without moving into the traffic lane. Please be courteous and aware of the people sharing the roads with you.

The majority of our events are held in locations where the swim course utilizes a body of water that is open to the general public for swimming, boating and other recreational and commercial activities. IRONMAN wishes to caution all participants that it does not provide lifeguard services prior to the event, and that all participants who swim prior to race day will do so at their own risk.

As you are one of Tulsa's invited guests, please respect and obey the traffic laws during your training practices. Violators will be cited. You are required to carry proper identification at all times. If you are stopped, you must present your identification to the inquiring officer. Failure to do so may result in race disqualification. Your cooperation is appreciated.

## MANDATORY BIKE AND GEAR CHECK-IN

All bicycles and Bike/Run Gear Bags must be checked in on Saturday, May 20 between 10 AM and 4 PM in their respective transition. Athletes utilizing the Complimentary Bike Valet can bring their Bike Gear Bag with them on race morning.

All bicycles and Bike/Run Gear Bags must be checked in on Saturday and left overnight. While bikes are stored in transition, athletes will be allowed to cover their seats and handlebars only from inclement weather. Full bike covers ARE NOT ALLOWED as it presents a safety hazard to volunteers and other competitors. Full bike covers will be removed from any bikes left in transition once Bike Check-In is over. You will have access to your bicycle beginning at 4 AM on race morning, but you will not be allowed to remove your bike from transition until the start of the bike portion of the race.

Pack your bike and run gear in the appropriate gear bag and place them in the proper place in their respective transition. Be sure your running gear has reflective material on the front and back of your clothes and shoes. All gear, including cycling shoes and helmets MUST go into your gear bags. No loose gear will be allowed on the ground next to the bicycles in transition.

**You will pick up your timing chip when exiting the Run Gear Bag Check-In area in Transition 2, AFTER you've dropped off your run gear.**

## COMPLIMENTARY BIKE VALET

During Mandatory Bike and Gear Check-In on Saturday, athletes have the option to drop their bike at Transition 2 (3rd St and Cincinnati Ave). IRONMAN will transport your bike to Keystone State Park (Transition 1) and rack your bike in the appropriate location. Athletes selecting this option will need to bring their Bike Gear Bag with them on race morning to Transition 1.

Athletes also have the option to go to Keystone State Park (Transition 1) and drop off their bike and Bike Gear Bag themselves on Saturday during Bike and Gear Check-In. Athletes selecting this option will still need to drop off their Run Gear Bag at Transition 2 on Saturday.

Before leaving Athlete Check-In, athletes who are NOT using the Complimentary Bike Valet will select a Bike Check-in time. Athletes MUST check in their bike in T1 (Keystone State Park) during the time they select.

# GEAR BAGS



**Drop-Off:** Race morning at designated drop area at swim start.

**Use:** Pack your Morning Clothes Bag with your swim cap, goggles, wetsuit (if applicable) and anything else you will need in transition race morning. Prior to the swim start, put on your swim gear and place any items you will need after the race (dry clothes, car/hotel room key, medication) in your Morning Clothes Bag. Any items that do not fit inside the Morning Clothes Bag, such as bike pumps and backpacks, will not be accepted.

**Pick Up:** Transition 2 (3rd and Cincinnati Ave).



**Drop-Off:** Saturday between 10 AM and 4 PM at your bike rack in Transition 1 (Keystone State Park). Athletes utilizing the bike valet will bring their bag with them on race morning.

**Use:** Pack your Bike Gear Bag with the gear you will need on the bike course (helmet, cycling shoes, sunglasses). All gear, including cycling shoes and helmets, MUST go into the bag. With the narrow mount line area and bike chute, it is not safe to have shoes clipped to bike. After the swim, change into your bike gear and place your swim gear in this bag. Drop off your bag before getting your bike.

**Pick Up:** Bike Gear Bags will be transported to Transition 2 (3rd St and Cincinnati Ave).



**Drop-Off:** Saturday between 10 AM and 4 PM at your bike rack in Transition 2 (3rd St and Cincinnati Ave).

**Use:** Pack your Run Gear Bag with all the gear you will need on the run course (hat, running shoes, race belt). After you dismount your bike, grab your Run Gear Bag, change into your run gear and place your bike gear in this bag. Drop off your bag before starting on the run course.

**Pick Up:** At your bike rack in Transition 2 (3rd St and Cincinnati Ave).

# RACE DAY INFO

## RACE MORNING PROCEDURE

Shuttles start at 4 AM at Transition 2 (3rd St and Cincinnati Ave) on race morning. You will drop off your Personal Needs Bags at the IRONMAN Village and get on the shuttle to head to Transition 1. Remember to bring your timing chip, swim cap and wetsuit. Bike technicians and pumps will be available in transition race morning. Please do not wear your bib number in the swim. Leave it with your run gear and put it on before you head out on the run course. The number will not hold up for the duration of the race if it gets wet.

You will not be permitted in transition on race day without your wristband, swim cap and timing chip. If you have misplaced any of these items, please see a transition volunteer for a replacement. Transition closes at 6:15 AM. All athletes must be out of transition and headed to the swim before this time.

## SHUTTLES

Athletes are able to park near Transition 2 (3rd St and Cincinnati Ave) on race morning starting at 3:30 AM. After athletes have dropped off their Personal Needs Bags, they will take the shuttles to Keystone State Park. Shuttles are located near Transition 2 (3rd St and Cincinnati Ave) and will run from 4 AM to 5:45 AM. Spectators are permitted on shuttles from 5 AM to 5:45 AM, but athletes will have priority to board the shuttles.

All athletes and spectators MUST take a shuttle to T1. **THERE IS NO PARKING AT KEYSTONE STATE PARK.** There will be shuttles from Keystone State Park back to 3rd St and Cincinnati Ave for spectators beginning at 10 AM.

## BODY MARKING

Athletes will not need to be body marked for the race. To ensure they are able to be properly identified, athletes must wear their marked swim cap on the swim, their stickered helmet on the bike and their race bib on the run. Athlete wristbands must also be worn from Athlete Check-In until the end of the event weekend.

## AID STATIONS

Aid stations are approximately every 15 miles on the bike and approximately a mile apart on the run. The general offerings are as follows:

### BIKE

Water  
Gatorade Endurance Formula  
Maurten Gel 100  
Maurten Gel 100 CAF 100  
Bars  
Fruit - Bananas

### RUN

Water  
Gatorade Endurance Formula  
Red Bull  
Cola  
Maurten Gel 100  
Maurten Gel 100 CAF 100  
Bars  
Chips  
Pretzels  
Fruit - Bananas & Oranges  
ActivICE (Run Aid Station 1 Only)

## TIMING CHIP

**Your timing chip will not be in your packet. You must stop at the timing table as you exit the Run Gear Bag Check-In area to pick up your chip. At the timing table, you will verify that your name matches your number.**

Your chip must be worn on your left ankle at all times during the race. If you do not start the race, you are responsible for returning the chip to an IRONMAN staff member or timing team member. It is essential that we know where you are on the course at all times for your safety. If you are transported to any medical station, the medical staff will take responsibility for your chip. If you lose your timing chip during the event, you are responsible for obtaining a replacement from a volunteer at one of the following locations: swim start, swim exit, bike exit or run exit. If you lose your chip while on the run course, please notify a timing official immediately after crossing the finish line.

Failure to wear your timing chip on race day, return your chip after the event, or pay the replacement cost of your lost timing chip may disqualify you from future IRONMAN events. After the race, if you still have your chip, please mail it within 5 business days to:

Sportstats USA  
112 54th St SW  
Grand Rapids, MI 49548

Please use package envelope and do not put any value on it for customs.

## IRONMAN TRACKER

The IRONMAN Tracker App provides official real-time athlete tracking for IRONMAN and IRONMAN 70.3 events. Download the app to your phone to track athletes' times, find them on the interactive map, and share race-day updates on social media!

# ON-COURSE NUTRITION PRODUCTS

## BIKE COURSE

### Gatorade Endurance Ready-to-Drink Bottles (24 oz)

Gatorade Endurance products are specifically designed to help endurance athletes like you replace fluids and electrolytes lost when training and racing over prolonged periods. 24 oz. Thirst Quencher bottles will be available to help you bring it on the bike course.

### Maurten GEL 100 & GEL 100 CAF 100

Maurten GEL 100 & GEL 100 CAF 100 are true gels: a biopolymer matrix filled with a unique blend of fructose and glucose (ratio of 0.8:1) which enables uptake of up to 100 grams of carbohydrates per hour. GEL 100 CAF 100 contains 100 mg of caffeine. Both contain no added flavors, preservatives or colorants and are vegan-friendly.



## RUN COURSE

### Red Bull Energy Drink

Red Bull Energy Drink is a lightly carbonated, functional beverage containing taurine, caffeine, B-vitamins, and sugars. One 250 ml can contains 80 mg caffeine, about the same as a cup of coffee. The product will be served on the run course diluted with water in paper cups.

### Gatorade Endurance Formula

Gatorade Endurance products are specifically designed to help endurance athletes like you. Pre-filled paper cups with a mix of Gatorade Endurance Formula will be available on the run course.

### Maurten GEL 100 & GEL 100 CAF 100



# RACE DAY INFO

## RACE TIMING AND CUT-OFFS

All athletes will have 8 hours and 30 minutes to complete the entire race once they cross the starting mat at the swim start. Anyone who does not complete the event in 8 hours and 30 minutes will be designated as DID NOT FINISH (DNF) in the official results. Aid station stops, transitions, etc., will be included in your total elapsed time. Splits will be recorded for each segment of the race. The following cut-off times apply for each segment of the race:

### SWIM CUT-OFF

The swim course will close 1 hour and 10 minutes after the last athlete enters the water via the rolling start. Each athlete will have 1 hour and 10 minutes to complete the 1.2-mile swim. Athletes who take longer than 1 hour and 10 minutes to complete the swim will receive a DNF. IRONMAN officials reserve the right to pull athletes off the course who exceed any established course time cut-offs.

### BIKE CUT-OFF

The bike course will close 5 hours and 30 minutes after the last athlete enters the water. Each athlete will have 5 hours and 30 minutes to complete the swim, T1 and the bike course regardless of when they start the swim. Any athlete or relay team that takes longer than 5 hours and 30 minutes to complete the swim, T1 and the bike course will receive a DNF. *The final bike course cut-off will be at the dismount line 5 hours and 30 minutes after the last athlete enters the water.*

### RUN CUT-OFF

The run course will close 8 hours and 30 minutes after the last athlete enters the water. Each athlete will have 8 hours and 30 minutes to complete the entire race. Any athlete that takes longer than 8 hours and 30 minutes to complete the entire race will receive a DNF. *The final course cut-off will be at the finish line 8 hours and 30 minutes after the last athlete enters the water.*

### TRANSITION CUT-OFF

Transition areas from swim to bike, and bike to run, will close 10 minutes after the swim course cut-off and 10 minutes after bike course cut-off. IRONMAN 70.3 officials reserve the right to pull athletes from the course who do not adhere to established cut-offs.

**Based on permits for the roads on the course and the safety of athletes involved, cut-off times must be respected for all IRONMAN 70.3 events.**

IRONMAN reserves the right to remove an athlete from the course and DNF the athlete if our course staff determines there is no possibility of an athlete finishing the given discipline (swim, bike, run) before the posted cut-off times based on an athlete's location, time, and average speed up to that point.

## WETSUIT OPTIONAL RACES

If the water temperature on race morning measures above 76.1 F/24.5 C but less than or equal to 83.8 F/28.8 C, the race will be wetsuit optional and athletes who choose to wear a wetsuit will not be eligible for Age Group awards, including IRONMAN 70.3 World Championship slots or Rolldown slots. If the water temperature is in this range and you choose to wear a wetsuit, you will start after the non-wetsuit swimmers. Wetsuit athletes will have the full 1 hour and 10 minutes to complete the swim but will have to adhere to the Age-Group bike and run course cut-offs and closures (in other words times will not be adjusted based on a later start time).

## RACE FINISH, TIMING, AND RESULTS

Section 2.05

(e) An athlete or relay team who fails to start an Event, is disqualified from an Event, fails to finish an Event, or finishes before the course closes but outside the Event time limit, will be designated in the results as:

- i. Did not start ("DNS") – Enters an Event but fails to start;
- ii. Disqualified ("DSQ") – Starts an Event and was disqualified;
- iii. Did not finish ("DNF") – Starts an Event but fails to cross the finish line, or crosses the finish line after the course closes;
- iv. Not classified ("NC") – Starts an event and crosses the finish line before the course closes but fails to meet an established course or discipline cut-off time, or the overall event course cut-off.

# RELAY INFO

## WHAT IS A RELAY TEAM?

A relay team is comprised of 2 or 3 athletes who compete as a “group” to finish the triathlon. Typically, one athlete completes the swim, another the bike, and the final person completes the run. The timing strap and chip is passed from one athlete to the other as they complete their respective leg of the race. A two-person team can complete the race in any combination of legs. Relay team members can be comprised of mixed genders and ages. However, all participants must be 18 years of age on race day.

## CHECK-IN PROCESS

**All relay members must be present and together during Athlete Check-In to pick up their assigned race packets. Relay members cannot pick up race packets for their teammates and will not be able to check in if a relay team member is missing.** This is for the safety and legal accountability of all athletes during the event.

Relay teams should look for the Relay Check-In table upon arriving at Athlete Check-In. All relay members must have a photo ID and be covered by USA Triathlon. If you are an annual member, please bring your valid (not expired) USAT card. If you are not a USAT member and did not pay for the \$15 one-day license online, you will be required to purchase it on-site via Active.com. If you purchased the \$15 one-day license, you do not need to bring anything other than your photo ID. **If your team is adding or changing a teammate, the new member must purchase a one-day license or provide proof of USAT membership.** USAT one-day licenses are not transferable.

At Athlete Check-In, each athlete will be required to sign their own individual waivers – no waiver, no race. A relay team will be assigned one bib number.

## EACH TEAM WILL RECEIVE

- 1 Swim Cap
- Bike Stickers (YELLOW)
- Helmet Sticker (YELLOW)
- Race Bib (ORANGE) - to be worn on the run
- 2 or 3 Athlete Wristbands
- Bike Check-Out Tickets
- 1 Timing Chip - picked up at Run Gear Bag Check-In

Each athlete will receive a participant t-shirt and swag bag. There will only be one timing chip per team. Finisher hats and relay medals are given to the runner upon finishing.

## PLAN AHEAD

It is imperative that relay athletes properly communicate with their team. Each relay team is accountable for being in the designated place at the right time. Athletes are not expected to wait in the transition area for the entire length of the race, but athletes should be aware of anticipated finish times associated with each leg. We strongly encourage relay athletes to follow the event schedule and stay close to the relay exchange area.

Please keep in mind that access to race venues may be difficult or not possible due to race road closures. It is up to each athlete to coordinate timing and chip transfer.

## TIMING AND CHIP TRANSFER RULES

In order to ensure a proper chip timing reading, relay athletes must keep ankle strap and chip on their ankle at all times. Athletes must make the chip transfer from ankle to ankle at their rack in the transition area. Athletes must not run with the chip in their hands at any time to ensure accurate chip reading.

The timing chip acts as the “baton” and athletes must hand off the timing strap/chip to move forward to the next discipline. Failure to do so will result as a DNF.

## SWIM TO BIKE

The bike cannot be removed from the bike rack until the chip is properly transferred and attached to the next teammate. The swim leg athlete will exit the swim and head to the transition area where they will locate their bike leg athlete at their bike rack and make the chip transfer.

## BIKE TO RUN

The timing chip may not be removed until the bike is properly racked at their bike rack. After the biker has racked their bike, they must exchange their timing chip with the runner, who will then head out onto the run course.

## RUN TO FINISH

Only the run leg relay athlete is able to cross the finish line. All other relay team participants will be able to access post-race finish line athlete areas (not including the finish line chute).

If a relay team member drops out of any leg or fails to meet the given time allotment, the relay team will not be able to continue the race and will be disqualified.

## FINISH LINE

Volunteers will be instructed to give relay athletes “relay medals”. Relay medals are different than the individual medals and should be communicated before the race to athletes, volunteers and staff.

Each run leg relay athlete will be given 2 or 3 medals (depending on the size of the team) once finished. It is their responsibility to distribute the medals to the team.

## AWARDS

Relay awards are given to the top three overall relay teams. Each relay team member will receive an award. Scoring is not based on gender or age. Please check the Event Schedule for the time and place of the Awards Ceremony.

**G** ENDURANCE

# NO ARTIFICIAL FLAVORS WITH A LIGHTER TASTE



**FORMULATED FOR FARTHER**

Endurance athletes take things farther. Gatorade® Endurance Formula is designed for the specific demands of endurance athletes. On course at over 300 races nationwide.



AVAILABLE IN LEMON-LIME, ORANGE, CHERRY, AND WATERMELON

Gatorade Endurance products are available where the endurance athlete shops – at run, bike and tri specialty stores nationwide, at select Dick's Sporting Goods stores – online at [amazon.com](http://amazon.com) and check out [GatoradeEndurance.com](http://GatoradeEndurance.com) to determine what local retailers have your product of choice in-stock in real time.

Gatorade® Endurance Formula has nearly twice the sodium (300mg) and more than triple the potassium (140mg) of regular Gatorade® to help meet endurance athletes' needs. ©2021 S-VC, Inc. GATORADE ENDURANCE and G DESIGN are registered trademarks of S-VC, Inc.

# POST-RACE INFO

## BIKE AND GEAR CHECK-OUT

Mandatory Bike and Gear Check-Out is from 10 AM to 4 PM in transition on Sunday. You must have your athlete wristband on in order to enter transition. If you are unable to personally claim your bike and gear, a family member or friend should have your Bike Check-Out Ticket provided in your race packet prior to race day. If a friend or family member does decide to pick your gear up for you as a courtesy, please ask them to leave a message on your cell phone so we have no panicked athletes - it happens a lot!

## ATHLETE FOOD TENT

The athlete post-race food area is for athletes only. Your athlete wristband provides you with access. There will be a no re-entry policy once you've exited.

## LOST AND FOUND

During race week, Lost & Found will be available at the Information Tent. Please check the Event Schedule for the Information Tent locations and hours. After the conclusion of the event, please contact [TULSA70.3@IRONMAN.COM](mailto:TULSA70.3@IRONMAN.COM) to locate any missing items and schedule returns. Shipping fees will apply. All unclaimed items will be donated within 30 days.

## AWARDS CEREMONY

The Awards Ceremony is scheduled for 4 PM in the IRONMAN Village (3rd St and Boston Ave) on Sunday, May 21. Don't miss out on claiming your award! If you cannot attend the Awards Ceremony, you can pick up your award at 4 PM at the stage or email [TULSA70.3@IRONMAN.COM](mailto:TULSA70.3@IRONMAN.COM) to have your award shipped to you. Shipping fees may apply. Unclaimed awards will be held for 30 days.

## MEDICAL AREA

The medical area is for athletes only and family members are not allowed. Overcrowding in the medical area prevents the medical staff from effectively doing their job. For information on an athlete receiving medical treatment, please wait outside the medical tent for updates.

## VOLUNTEERS

Please remember to thank the volunteers! The race wouldn't be possible without their assistance. For more information about volunteering for this event, please visit [IRONMAN.VOLUNTEERLOCAL.COM/VOLUNTEER](http://IRONMAN.VOLUNTEERLOCAL.COM/VOLUNTEER).

## RACE PHOTOGRAPHY

FinisherPix will have several photographers working at the swim exit, on the bike course, on the run course, and of course, at the finish line!

## HOW TO ORDER YOUR PIX:

- To be notified as soon as photos are online, register your email address at [WWW.FINISHERPIX.COM](http://WWW.FINISHERPIX.COM).
- Have your number visible on the FRONT of your bike helmet so you can be identified in your cycling photos.
- Keep your bib number visible on the FRONT of your body during the run and at the finish line so you can be easily identified.
- Smile and celebrate when you cross the finish line! Don't worry about touching your watch, the timing company will ensure an accurate record of your achievement.
- Visit [WWW.FINISHERPIX.COM](http://WWW.FINISHERPIX.COM) to view, order, and share your photos from the event.



**FinisherPix** | Powered by Smiles



# NEVER FORGET YOUR RACE



ORDER YOUR RACE PHOTOS HERE:  
[www.finisherpix.com](http://www.finisherpix.com)  
[www.facebook.com/finisherpix](https://www.facebook.com/finisherpix)  
@finisherpix #finisherpix



# QUALIFYING

## FOR THE IRONMAN 70.3 WORLD CHAMPIONSHIP

### SLOT ALLOCATION/ROLLODOWN CEREMONY

Athletes may claim their slot only IN PERSON and only at the 2023 VinFast IRONMAN 70.3 World Championship Slot Allocation/Rolldown Ceremony on Sunday, May 21 immediately following Awards. Awards will start at 4 PM in the IRONMAN Village, so please be present no later than 4:15 PM for slot allocation, because you must be present to accept a slot. Please be prepared to pay the entry fee with CREDIT CARD ONLY; no check or cash.

30 qualifying slots for the 2023 VinFast IRONMAN 70.3 World Championship will be awarded to the top age group finishers.

### HOW DOES AGE GROUP SLOT ALLOCATION WORK?

"Age Group" refers to a grouping of athlete peers based on their gender and age range. For example, 'Male 25-29' is one Age Group, and 'Female 25-29' is another. Your Age Group is determined by your age as of December 31 of the year of the event.

### THE ALLOCATION PROCESS

#### BEFORE RACE DAY:

- o Each Age Group with registered athletes is tentatively allocated one slot each, an "Initially Allocated Slot".
- o All other slots available for the race (the "Proportionally Allocated Slots") are not allocated until race day.

#### ON RACE DAY:

- o If there are no starters in an Age Group, then that Age Group's Initially Allocated Slot is removed and pooled with the Proportionally Allocated Slots.
- o The Proportionally Allocated Slots are then distributed among all Age Groups based on the number of starters in each Age Group. This allocation is based on the ratio of athletes in each Age Group within the gender. The more athletes in an Age Group, the more slot allocations it will receive

#### AFTER THE RACE:

- o *Before Rolldown:*  
If there are no finishers in an Age Group that had one or more starters, then the Initially Allocated Slot for that Age Group is re-allocated, within the same gender, to the Age Group with the highest ratio of starters to slots.
- o *During Rolldown:*  
If any slot allocated to an Age Group is unclaimed (after Rolldown for that Age Group is completed), then that unclaimed slot is re-allocated, within the same gender, to the Age Group with the highest ratio of starters to slots.

### ATHLETE STATUS

Only Age Group Athletes are eligible to receive Age Group World Championship Qualifying Slots. Athletes holding current Professional or Elite status with any World Triathlon Member National Triathlon Governing Body, WTC's Pro Membership program, or having raced as an elite athlete in any international events during the calendar year, are not eligible for Age Group Slots. Athletes may not at the time of the event, nor at the time of the World Championship event they qualified for, hold Professional or Elite status.

Any change in an athlete's status prior to any event participation or a qualified World Championship event must be disclosed to WTC immediately. Failure of the athlete to make such disclosure will be cause for disqualification from such event and may result in sanction from WTC Events.

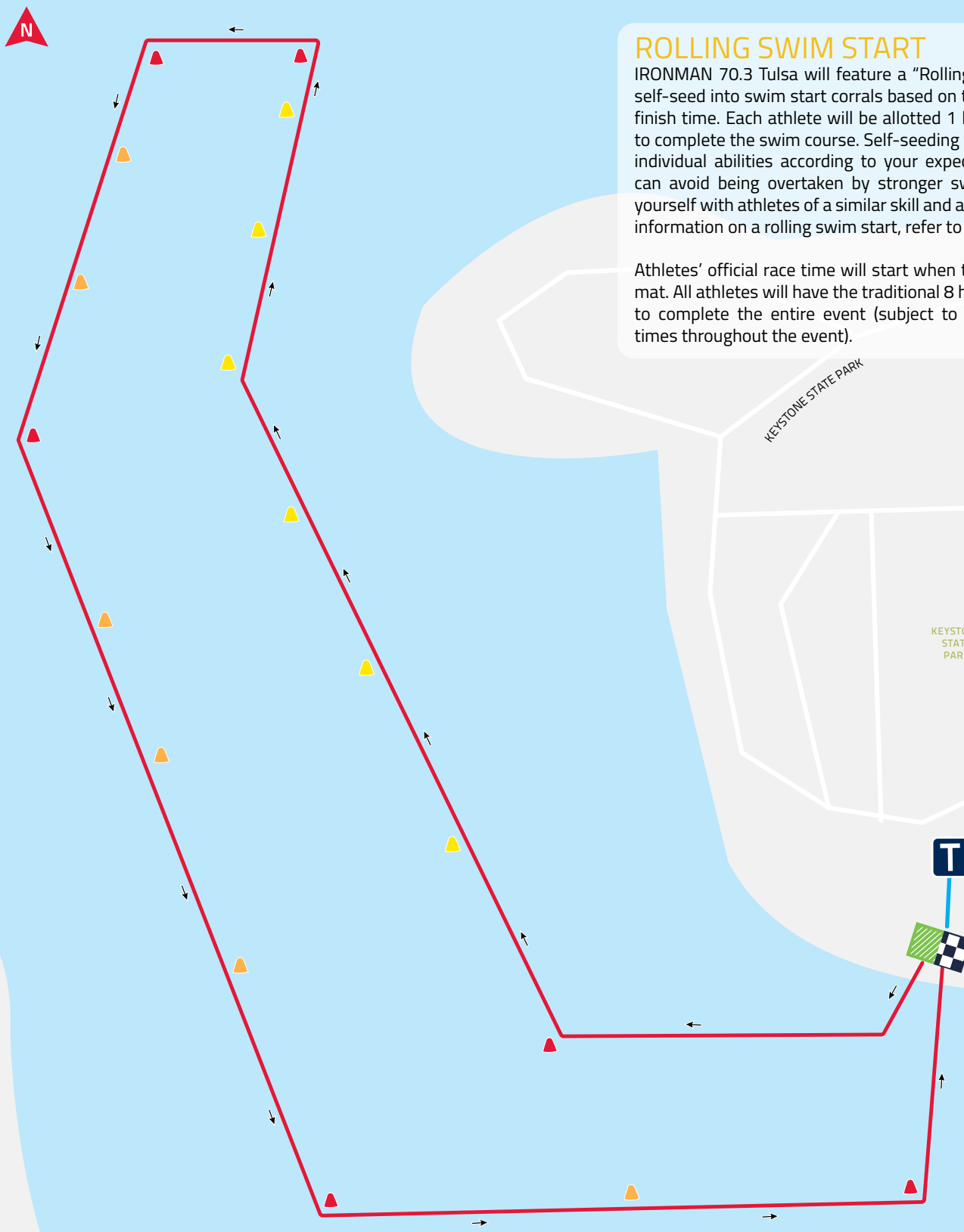
### ANTI-DOPING POLICY

Each Age Group athlete who accepts a qualifying slot for the IRONMAN 70.3 World Championship is subject to IRONMAN's Anti-Doping Rules and will be required to sign the World Championship Events Anti-Doping & Qualifying Slot Waiver for Age-Group Athletes. The waiver serves to provide additional notification of and consent to IRONMAN's Anti-Doping Program, which includes IRONMAN's efforts to combat, deter, and test for doping in accordance with IRONMAN's Anti-Doping Rules.

Please refer to [IRONMAN'S COMPETITION RULES](#) for additional guidance and information.

### WITHDRAWAL POLICY








Withdrawal requests must be received in writing via e-mail to [WORLDCHAMPIONSHIP70.3@IRONMAN.COM](mailto:WORLDCHAMPIONSHIP70.3@IRONMAN.COM). Without exception, all requests must be received 45 days prior to the race to be eligible for a partial refund of \$75 USD. No refunds will be issued for requests made after the 45-day deadline. Transfers or deferments are NOT permitted.



**ROLLING SWIM START**  
IRONMAN 70.3 Tulsa will feature a "Rolling Start". Athletes will self-seed into swim start corrals based on their estimated swim finish time. Each athlete will be allotted 1 hour and 10 minutes to complete the swim course. Self-seeding will be based on your individual abilities according to your expected finish time. You can avoid being overtaken by stronger swimmers by seeding yourself with athletes of a similar skill and ability levels. For more information on a rolling swim start, refer to this helpful [VIDEO](#).

Athletes' official race time will start when they cross the timing mat. All athletes will have the traditional 8 hours and 30 minutes to complete the entire event (subject to intermediate cut-off times throughout the event).

**LEGEND**

-  TRANSITION AREA
-  START LINE
-  FINISH LINE
-  TURN BUOYS
-  OUTBOUND SIGHTING BUOYS
-  RETURN SIGHTING BUOYS
-  RUN OUT TO TRANSITION

LUCY CHARLES-BARCLAY  
FASTEST IRONMAN SWIMMER ON THE PLANET

RŌKA

MAVERICK X2

# FASTEST WETSUIT IN THE WORLD.

"I genuinely have ZERO shoulder discomfort!  
For the first time ever I am more comfortable  
swimming in a wetsuit than out of it."

- Paul, Seattle, WA

**PATENTED**

PROTECTED BY DOMESTIC AND  
INTERNATIONAL PATENTS WITH  
ADDITIONAL PATENTS PENDING

# RÖKA® SWIM COURSE

## SWIM COURSE RULES

- Athletes must wear cap provided by race.
- No fins, gloves, paddles, or flotation devices (including pull buoys) of any kind are allowed.
- No aqua socks (neoprene booties) unless the water temperature is 65 degrees Fahrenheit or colder.
- When the use of wetsuits is forbidden, clothing covering any part of the arms below the elbows and clothing covering any of the leg below the knee is deemed illegal equipment and is not permitted. Compression sleeves or compression calf guards/socks may NOT be worn during non-wetsuit swims, but may be worn upon completion of the swim.
- Swim goggles and face masks may be worn. Snorkels are prohibited. Medical exceptions will not be considered.
- No individual paddlers or escorts allowed. The course will be adequately patrolled by boats, canoes and paddleboards.
- Any assistance required during the swim will result in disqualification if forward progress was made. Athletes are permitted to use kayaks and boats as aid, as long as forward progress is not made. Course officials and medical personnel reserve the right to remove athletes from the course if determined medically necessary.
- The swim course will close 1 hour and 10 minutes after the last athlete enters the water. Each athlete will have 1 hour and 10 minutes to complete the 1.2-mile swim. Individual athletes who take longer than 1 hour and 10 minutes to complete the swim will receive a DNF. IRONMAN 70.3 officials reserve the right to pull athletes off the course who exceed any established course time cut-offs.

## SWIM TO BIKE TRANSITION

After the swim you will be directed through the timing chutes to the swim to bike transition. Public nudity is not permitted. We require you to be fully ready to race before getting on your bike. Personal nutrients are permitted if carried on you or your bike.

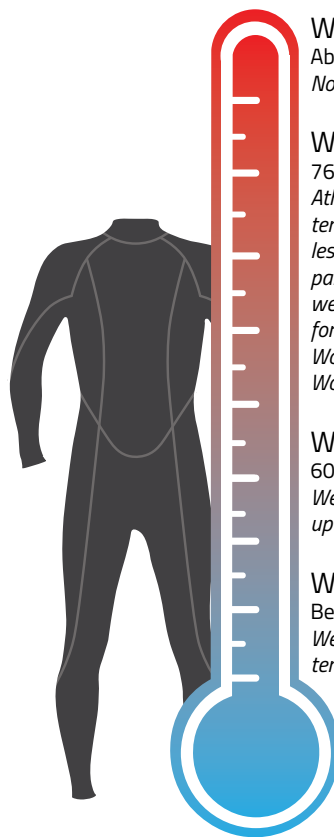
Once you have placed all your swim items in your Bike Gear Bag, you will place it in a WHITE Dino Bag at the end of each row in the transition area BEFORE heading out onto the run.

Any athlete electing not to race must notify a timing official immediately. Above all, the safety of each swimmer is our prime concern. A full sweep of the course will be made directly behind the last swimmer. Visual aid will be provided by the lifeguards, divers, canoes, kayaks, buoys, and aquatic crafts that line the course.

## WETSUIT RULES

Wetsuits may be worn in water temperatures up to and including 76.1 degrees Fahrenheit (24.5 degrees Celsius). Wetsuits will be prohibited in water temperatures greater than 83.8 degrees Fahrenheit (28.8 degrees Celsius).

Athletes who choose to wear a wetsuit in water temperatures above 76.1 F/24.5 C but less than or equal to 83.8 F/28.8 C will not be eligible for Age Group awards, including IRONMAN 70.3 World Championship slots or Rolldown slots. *Prohibited Wetsuit: De Soto Water Rover Wetsuits cannot measure more than 5 mm thick.*



### WETSUIT PROHIBITED

Above 83.8°F/28.8°C

*No age-group athletes can wear a wetsuit*

### WETSUIT OPTIONAL

76.1°F/24.5°C – 83.8°F/28.8°C

*Athletes may wear wetsuits if the water temperature is above 76.1°F/24.5°C, but less than or equal to 83.8°F/28.8°C and participate in a separate non-competitive wetsuit wave/division, but will not be eligible for age-group awards including, IRONMAN World Championship slots or IRONMAN 70.3 World Championship slots*

### WETSUIT LEGAL

60.8°F/16°C – 76.1°F/24.5°C

*Wetsuits may be worn in water temperatures up to and including 76.1°F/24.5°C*

### WETSUIT MANDATORY

Below 60.8°F/16°C

*Wetsuits are mandatory in water temperatures below 60.8°F/16°C*

## SWIMWEAR POLICY (non-wetsuit legal swims only)

Swimwear must be 100% textile material, which is defined as materials consisting of natural and/or synthetic, individual and non-consolidated yarns used to constitute a fabric by weaving, knitting and/or braiding. Simply put, this would generally refer to suits made only from nylon or Lycra that do not have any rubberized material such as polyurethane or neoprene. Swimwear must not cover the neck, extend past the elbow, nor extend past the knees. Swimwear may contain a zipper. A race kit may be worn underneath swimwear.

Compression gear may be worn during non-wetsuit swims provided that it is made of 100% textile material (no rubberized material such as polyurethane or neoprene) and that material does not extend past the elbows or knees. Any compression wear that extends past the elbows or knees will not be permitted during non-wetsuit swims (this includes compression sleeves, compression socks, or compression tights).

An open-water swim in a triathlon is substantially different from swimming in a pool. To alleviate stress, it's important that you arrive on race day healthy, fit and prepared. Here's a top-10 checklist to help get you ready.

### 1 PREPARE FOR RACE CONDITIONS

- Race day should not be your first open water swim. Make sure some of your training replicates real race conditions, including water temperature, proximity to other swimmers, orientation (includes water clarity, depth and distance perception), and wearing a wetsuit if needed.

### 2 RACE IN SHORTER EVENTS

- Proper training is the best way to reduce anxiety. It's also a good idea to race shorter distance triathlons or single-sport events (for example, an open water swim event), as well as join clinics and club activities to prepare yourself for open water conditions.
- For extra guidance, talk to a coach or your local triathlon club.

### 3 LEARN ABOUT COURSE DETAILS

- It's important to prepare yourself mentally as well as physically prior to race day. Thoroughly review the race website, event athlete guide and pre-race communication to familiarize yourself with the course.
- Keep in mind that every body of water is different—educate yourself on water currents and surf conditions, if applicable.
- Study the event schedule to plan for optimal arrival and preparation.

### 4 ENSURE HEART HEALTH

- As an athlete in training, you should take the proper steps to assess your health with your physician.
- The American Heart Association and European Society of Cardiology offer suggestions for cardiac screening of competitive athletes. These include a physical exam as well as an assessment of your family history, personal heart health and may include a recommendation of additional diagnostic studies. Wherever you live, we recommend you consult with your physician before you race.

### 5 PAY ATTENTION TO WARNING SIGNS

- While training, if you experience chest pain or discomfort, shortness of breath, light-headedness (dizziness) or blacking out, or have any other medical concerns or symptoms, consult your doctor immediately.

### 6 DON'T USE NEW GEAR ON RACE DAY

- Focus on controlling as many factors as you can on race day.
- You should never race in equipment you haven't trained in—this is not the time to test new gear.
- Make sure your wetsuit fits properly and that your goggles, swim cap and other accessories work properly.
- Prepare for the unexpected with backups of all your gear.

### 7 WARM UP ON RACE DAY

- Arrive early enough on race day for an adequate warm-up prior to the start, preferably in the water.
- If you aren't able to warm up in the water, spend between 5 and 10 minutes loosening up your muscles with arm swings and other gentle movements. A light jog or brisk walk can also help increase circulation and prepare your body to race.

### 8 CHECK OUT THE COURSE

- Get comfortable with the course by checking out water conditions, the swim entry and exit layouts, as well as turn buoy colors and locations.
- Take part in the official practice swim if one is offered. This provides you an opportunity to get oriented with the swim course.
- Identify navigation landmarks such as buildings or landscape features to use for sighting in every direction you'll be swimming.

### 9 START EASY – RELAX AND BREATHE

- Follow the race day instructions regarding the swim start format that have been provided in the event athlete guide.
- For events with a rolling swim start, don't overestimate your ability. Please line up in the appropriate position based on instructions provided in the event athlete guide.
- Don't race at maximum effort from the start - ease into your swim.
- Relax and focus on your breathing as you settle into a sustainable pace.

### 10 BE ALERT AND ASK FOR HELP

- In a race setting always stop at the first sign of a medical problem.
- The IRONMAN Competition Rules allow for competitors to stop or rest at any time during the swim.
- If you or a fellow athlete needs help, raise your hand to alert a lifeguard or safety boat.
- Feel free to hold on to a static object like a raft, buoy, or dock. As long as you don't use it to move forward, you won't face disqualification.

RÖKA

JAVI GÓMEZ NOYA  
9X WORLD CHAMPION

# UPGRADE YOUR EYEWEAR.

**GEKO™**  
Patented Fit &  
Retention System

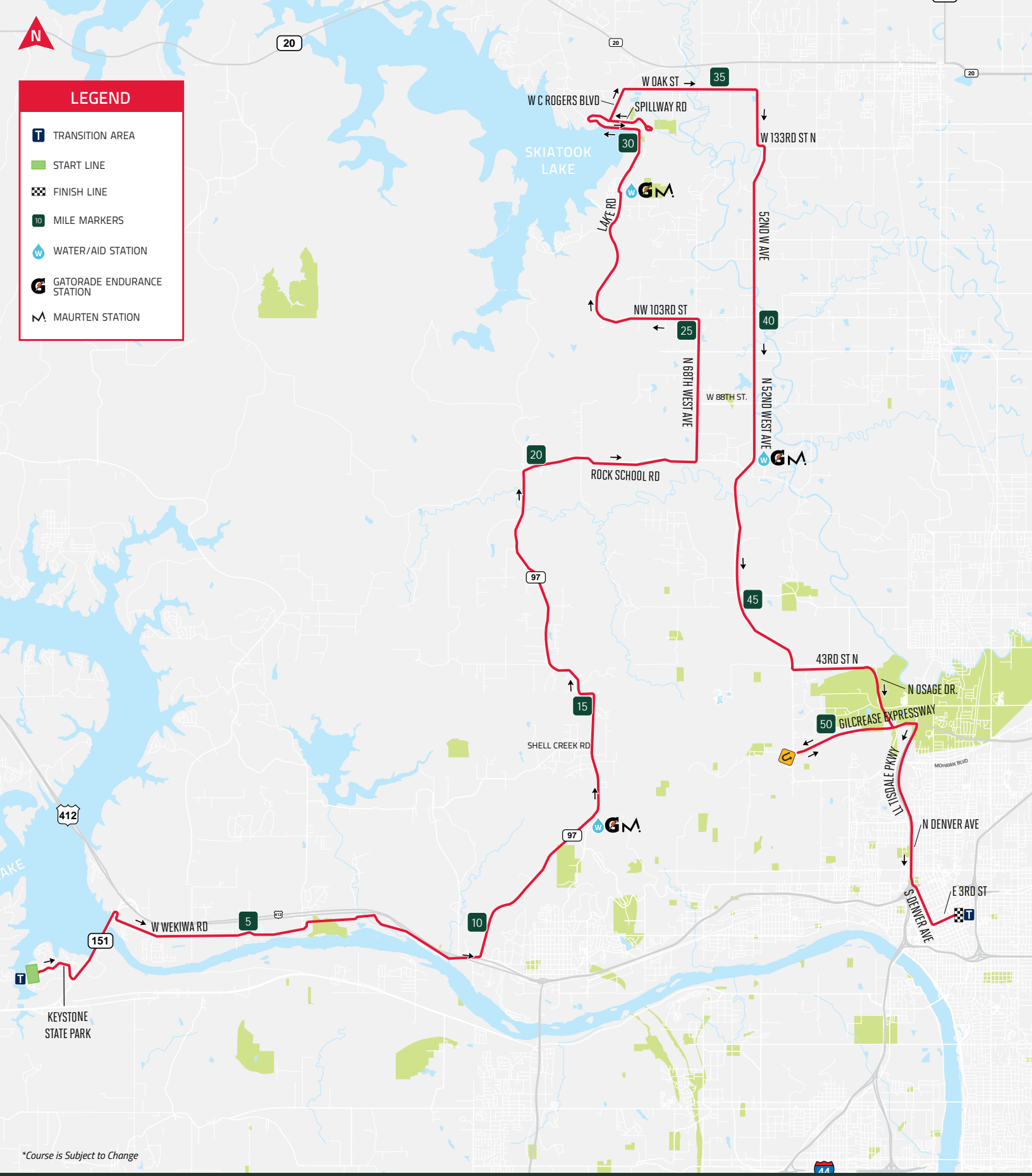
**C<sub>3</sub>**  
C3™ Unmatched Optics  
& Premium Lens Coatings

  
Ultra-Lightweight  
Materials



**LEGEND**

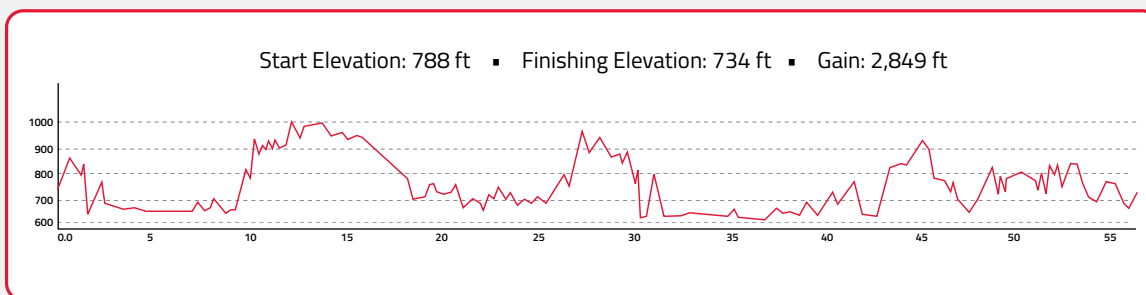
- TRANSITION AREA
- START LINE
- FINISH LINE
- MILE MARKERS
- WATER/AID STATION
- GATORADE ENDURANCE STATION
- MAURTEN STATION



\*Course is Subject to Change

## TURN BY TURN DIRECTIONS

- Turn right onto Keystone State Park Rd
  - Turn left onto OK-151 N
  - Turn right onto W Wekiwa Rd
- Turn right onto W 11th St S/W Wekiwa Rd
  - Turn left onto Connector
  - Continue onto N 129th W Ave
    - Continue onto OK-97 N
  - Turn right onto Rock School Rd
  - Turn left onto N 68th W Ave
    - Turn left onto Lake Rd
- Turn right onto Spillway Rd/Lake Rd
  - Straight into Quapaw Park
  - Turn around in Quapaw park
  - Right onto W C Rogers Blvd
  - Turn right onto W Oak St
  - Turn right onto N 52nd W Ave
    - Continue onto 133rd St N
  - Turn right onto S 52nd W Ave
    - Turn left onto 43rd St N
    - Continue onto N Osage Dr
- Turn Right onto Gilcrease Expressway
- Turn around on Gilcrease Expressway
  - Turn Right onto Tisdale Pkwy
    - Take the Fairview St exit
  - Turn left onto W Fairview St
  - Turn Right onto N Denver Ave
    - Turn Left onto S 3rd St
    - Turn Right into Transition



*\*Course is Subject to Change*



**EKOI**

**IRONMAN**  
GLOBAL SERIES

2023 OFFICIAL BICYCLE HELMET

**EKOI.COM**

FIND US AT EVERY IRONMAN EVENT OR ONLINE

# FULGAZ® BIKE COURSE

## 1. POSITION RULES

- Absolutely NO DRAFTING of another bike or any other vehicle is allowed.
- The bicycle draft zone is 12 meters long, measured from the leading edge of the front wheel and extending towards the back of the bike (6 bike lengths of clear space between bikes). Athletes must keep this space between bikes clear except when passing. Failure to do so will result in a drafting violation.
- A pass occurs when the overtaking athlete's front wheel passes the leading edge of the athlete being overtaken.
- Overtaking athletes may pass on the left for up to 25 seconds, but must move back to the right side of the road, after passing. Failure to complete a pass within 25 seconds will result in a drafting violation. Athletes may not back out of the draft zone once it is entered (drafting violation).
- Overtaken athletes must immediately fall back six bike lengths before attempting to regain the lead from a front running bike. Immediately re-passing prior to falling back six bike lengths will result in an overtaken violation.
- Overtaken athletes who remain in the draft zone for more than 25 seconds, or who do not make constant rear progress out of the drafting zone, will be given a drafting violation.
- Athletes must ride single file on the far right side of the road except when passing another rider, or for reasons of safety. Side-by-side riding is not allowed and will result in a position violation.
- Athletes who impede the forward progress of other athletes will be given a blocking violation.
- Athletes committing rule violations will be notified "on the spot" by a race referee.
- Do not attempt to discuss the penalty with the Race Referee.

### ▪ THE RACE REFEREE WILL:

- Notify you that you have received either a BLUE CARD for drafting and littering or a YELLOW CARD for any other penalty. The race referee will show you the corresponding colored card.
- Instruct you to report to the next penalty tent (PT) on the course. There will be at least two PTs on the course.

THE EXACT LOCATION OF THE PTS WILL BE STATED AT THE PRE-RACE MEETING.

### ▪ THE ATHLETE WILL:

- Report to the next PT and tell the PT Official whether you were shown a BLUE CARD or a YELLOW CARD. If you fail to report to the next PT, you will be disqualified.
- Have race numbers marked by the PT Official with a "/".
- Register, via the sign-in sheet.
- Resume the race after serving a 30-second time penalty for all non-drafting violations (YELLOW CARD).
- Remain in the PT for the time indicated in the table below, for each drafting and littering violation (BLUE CARD).
- Be disqualified if you receive three BLUE CARD penalties. An athlete may finish the race if he or she has been issued a red card disqualification, unless otherwise instructed by the Race Referee.
- Be disqualified for not reporting to the PT.

## Race Distance: IRONMAN 70.3

1st BLUE CARD Offense	5:00
2nd BLUE CARD Offense	5:00
3rd BLUE CARD Offense	DSQ



# FULGAZ® BIKE COURSE

2. Bicycles must be racked in a manner such that the majority of the bicycle is on the athlete's side of the bike rack.
3. No tandems, fixed-gear bikes, recumbents, fairings, or any add-on device designed exclusively to reduce resistance are allowed. Any new, unusual, or prototype equipment will be subject to a determination of legality by the event organizer and/or Head Referee.
4. The sole responsibility of knowing and following the prescribed cycling course rests with each athlete. No adjustments in times or results shall be made for athletes who fail to follow the proper course for any reason whatsoever.
5. Athletes must obey all traffic laws while on the cycling course unless otherwise specifically directed by an official, race monitor or designee with actual authority. Failure to do so may result in disqualification.
6. No athlete shall endanger himself or another athlete. Athletes who intentionally present a danger to any athlete or who, in the judgment of the Head Referee, appear to present a danger to any athlete may be disqualified.
7. Helmets, bike shoes, and other cycling gear can be placed around the athlete's bike in transition. Shoes and shirt must be worn at all times.
8. Cameras, phone cameras, and video cameras are prohibited unless permission is given by IRONMAN. If permission is given by IRONMAN, it is the athlete's responsibility to notify the Head Referee prior to race start. Athletes seen with a camera, phone camera, or video camera without permission will be disqualified.
9. Athletes must wear a bike helmet number on the front of their helmet.
10. A CPSC-approved helmet is required during the entire bike portion including in and out of transition. Athletes riding without an approved helmet or chinstrap not fastened may be disqualified. Alterations to a hard-shell helmet, which affect its integrity, are not allowed.
11. No individual support allowed. Ample aid and food stations will be provided. Friends, family members, coaches, or supporters of any type may NOT bike, drive, or run alongside athlete, may not pass food or other items to athlete and should be warned to stay completely clear of all athletes to avoid the disqualification of the athlete. It is incumbent upon each athlete to immediately reject any attempt to assist, follow, or escort.
12. Do not litter. Any item that needs to be discarded, including but not limited to water bottles, gel wrappers, energy bar wrappers, broken bike parts, or clothing items, may only be discarded in the trash drop zones at each aid station. Discarding any item outside of the trash drop zones will result in a blue card (5 minute time penalty).
13. Athletes must be individually responsible for repair and maintenance of their own bike. Athletes should be prepared to handle any possible mechanical malfunction. Assistance from official race personnel is permitted.
14. Athletes may walk bike, if necessary, but may not make progress on the bike course unaccompanied by their bicycle.
15. Bike inspection is not mandatory and will not be provided at Bike Check-In, although technicians will be available. Athletes are ultimately responsible for their own bikes. However, race referees may at their own discretion make final judgment as to the soundness of the bike.
16. Headphones, headsets which are inserted in or covering the ears are not allowed during any portion of the event.
17. Helmet mirrors or mirrors attached to the bike or body are prohibited unless needed for a verifiable medical reason. Athletes granted permission to use a mirror will be ineligible for awards or World Championship entry slots. Athletes using a mirror without permission will be disqualified.
18. Athletes may not use communication devices of any type, including but not limited to cell phones, smart watches, Bluetooth enabled or "smart" helmets, and two-way radios, in any distracting manner during the Race. A "distracting manner" includes but is not limited to making and receiving phone calls, sending and receiving text messages, playing music, using social media, taking photographs, and mounting the device to a bike for purposes of using the device like a bike computer. Using a communication device in a distracting manner during the Race will result in disqualification.
19. Cycling with a bare torso is prohibited. Athletes must wear a shirt, jersey, or sport top/sports bra at all times during the cycling segment of the race. Uniforms with a front zipper may be unzipped to any length, provided, the zipper is connected at the bottom of the uniform at all times and the top of the uniform covers the shoulders.

## BIKE TO RUN TRANSITION

After the bike, you will dismount at the dismount line and rack your bike at your bike rack. You may not leave your shoes on your bike. Your Run Gear Bag will be at your bike rack for you to put on your run gear. There is no public nudity permitted at any time. Athletes will put all their bike gear into their Run Gear Bag and leave it at their rack before heading out onto the run course.

VIPER TRISUIT,  
A WORLD CHAMPION TRISUIT



**Santini**

[WWW.SANTINICYCLING.COM](http://WWW.SANTINICYCLING.COM)

Completing in a triathlon event requires training on a bike. To be fully prepared, it's important that you arrive on event day healthy, fit, and equipped with the proper gear. Fitness can be built indoors, but competing with a group requires the ability to ride safely and competently outdoors. Read on for an essential checklist to get you ready for any two-wheeled challenge.

### BEFORE YOU RIDE

## 1 IT STARTS WITH YOUR BIKE

- Your seat and handlebars should be adjusted to the appropriate height and reach for you. Work with a fitter to find your optimal bike fit.
- Ensure all bolts are tightened properly to avoid coming loose during the ride, and that your brakes and gears are working properly.
- Keep your bike clean and your chain lubed.
- Use front and rear lights when riding in low light conditions – this may be required by law in your area.
- Tires should be inflated to the recommended pressure.

## 2 LEARN THE BASICS

- Practice clipping in and out of your pedals, as well as starting, stopping, and emergency braking.
- If you're unfamiliar with shifting gears, practice doing this in a low-traffic area.
- Practice riding a straight line, and cornering (right, left, U-turns).

## 3 SUIT UP

- Always wear an approved helmet in training and racing. Helmets should fit properly without moving around on your head while riding, and remain buckled at all times during your ride.
- Wear clothing that is designed to function in the weather you will encounter on the ride, and that will help maintain your core body temperature when riding in cold or wet conditions, even during a race.
- Choose clothing that is visible in low-light conditions.

## 4 BE PREPARED TO RIDE

- Carry the appropriate amount of water and nutrition, along with a way to purchase additional supplies if needed.
- Know how to use a tire repair kit and appropriate tools, and be sure to carry them with you.

## 5 PLAN AHEAD

- Select a route that limits the number interactions with vehicles – if possible factor in time of day and day of the week.
- Always obey all traffic signals and signs.
- Where available, ride in dedicated bike lanes and where other bikes are normally present to ensure vehicles are aware of you.
- Select a ride distance appropriate to your fitness.

## 6 INFORM OTHERS

- In the event of an incident, someone should know where you are riding.
- Always carry personal identification with you and emergency contact information.
- Carry a cell phone for emergencies.

### DURING THE RIDE

## 7 STAY ALERT

- Leave the playlists and podcasts for indoor workouts.
- Don't use your phone while riding – pull off the road if you need to make a call or send a text.
- Don't take photos and selfies while riding.
- Keep your head up, particularly when riding in a group. Look at the road and the riders around you, not your bike computer.
- Be able to see and hear what is going on around you. When riding in the aerobars, do not look down at the road, look ahead.
- When riding in a group, do not get fixated on the rider directly in front of you. Look through so you can anticipate any issues before they happen, and have an exit strategy.
- Be easy on the brakes when riding in a group. Ride smoothly, do not overlap wheels.
- Pay particular attention when approaching aid stations during a race. Do not ride through aid stations in the aerobars.

## 8 OBEY THE LAW

- Always stop at stop signs and lights—remember, cyclists have the same responsibilities as vehicles.
- Know the traffic laws for your area, especially those regarding riding two abreast or single file.
- Know where the vehicles are around you and anticipate that drivers may not see cyclists.
- When passing a parked car or another cyclist, make sure there is enough space to avoid contact.

## 9 COMMUNICATE

- Use verbal and hand signals so others know if you are stopping or turning.
- Make eye contact with drivers and other cyclists.
- While riding, let other athletes know you are passing through verbal communication. Watch for hazards in the road including potholes, debris, or water bottles. Point out and verbally communicate these hazards to those riding and racing with you.
- Visually and verbally communicate with the specific volunteer in the aid station you will be taking aid from, letting them know you are taking aid directly from them.

## 10 SAFETY FIRST

- Ride as far to the side of the road as safely possible. Some situations do require that you safely position yourself on the road so that traffic is unable to pass. This might be when making a turn or when not safe for vehicles to pass.
- If riding with other people, make sure you are riding single file or allowing traffic to pass from behind you.
- When riding in a group, avoid riding in the aerobars unless you are riding in front. Your hands should always be able to get to the brakes quickly.
- Taking unnecessary risks might gain you a couple of seconds during your ride, but it could risk you losing your life. Always ride smart.

# Transport Your Bike

Since 2004, TriBike Transport has helped over 130,000 athletes by providing **HASSLE-FREE, ECONOMICAL, UNPARALLELED** bike transport. Whether using our Fully-Assembled, Pack & Ship or Valet Service, we take the hassle out of transporting your bike, so you can focus on your race.

[www.tribiketransport.com](http://www.tribiketransport.com)



**TRIBIKE**<sup>®</sup>  
TRANSPORT

**IRONMAN**<sup>®</sup>  
NORTH AMERICA SERIES

**OFFICIAL BIKE TRANSPORT PARTNER**

# BIKE STORE & TECH



Playtri is the Official Triathlon Store of 2023

Our knowledgeable staff will be on-site at the IRONMAN Village offering a large selection of triathlons supplies and equipment, hydration, nutrition and more from all of the top brands to ensure you are race ready! Our expert bike technicians will provide the highest level of service for repairs and upgrades to make sure your bike is ready to ride. On race day, our staff will be available for emergency repairs and support in the transition area as well as on the race course. Need something before race day? Shop us now at [WWW.PLAYTRI.COM](http://WWW.PLAYTRI.COM) for the best selection at the best prices. We also have full service shops across the country so you can shop local: [WWW.PLAYTRI.COM/LOCATIONS](http://WWW.PLAYTRI.COM/LOCATIONS). Pre-book is available for all the services listed below at [WWW.PLAYTRI.COM/IRONMANTRIATHLONSTORE](http://WWW.PLAYTRI.COM/IRONMANTRIATHLONSTORE).

## RACE READY TUNE-UP: \$125

- Inspection of Frame and Fork
- Inspection of Wheels and Tires
- Brake System Inspection And Adjust as Required
- Drive Train Inspection And Adjust as Required
- Chain Inspection and Lubrication as Required

## BIKE BUILD: \$199

- Unpack and Assembly Of Bike

## BIKE BUILD & PACK PACKAGE: \$329

- Unpack and Assembly of Bike
- Collection of Bike From Transition (During Run Segment Of Race)
- Disassembly and Packing Of Bike

## ROAD AND TRI BIKE RENTAL ALSO AVAILABLE

If you have questions about our services or products available, please contact us at [IRONMAN@PLAYTRI.COM](mailto:IRONMAN@PLAYTRI.COM). We can't wait to see you at your race!

*\*Prices are for most bikes. Some bikes may incur additional costs.*

# ARE YOU TULSA'S NEXT IRONMAN?



Member FDIC



**Gateway**  
FIRST BANK



# PLAYTRI

## SWIM BIKE RUN

**BEST BIKES**  
**BEST SELECTION**  
**BEST PRICES**



Shop Online 24/7  
[playtri.com/onlinestore](https://playtri.com/onlinestore)



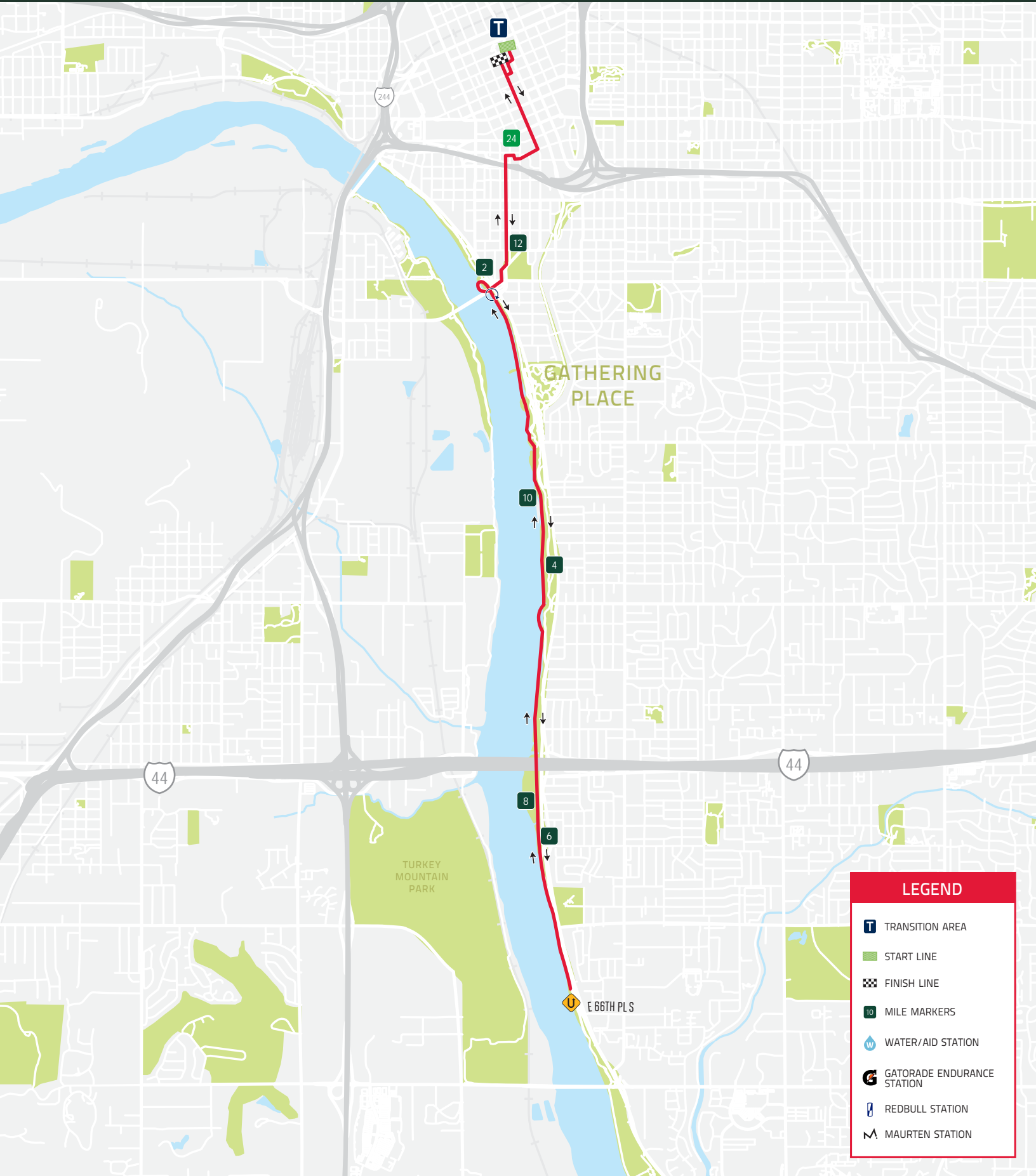
**PLAYTRI**  
**SWIM BIKE RUN**

**IRONMAN**  
UNITED STATES SERIES

2023 OFFICIAL TRIATHLON STORE



Own Your Passion | Franchises Available | [playtri.com/ownastore](https://playtri.com/ownastore)



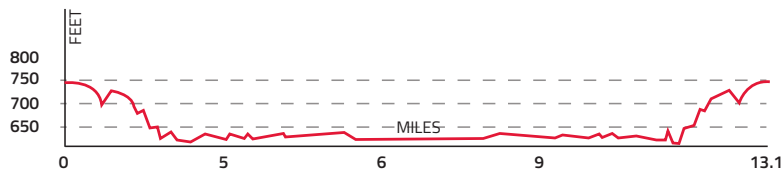
**LEGEND**

- T TRANSITION AREA
- START LINE
- ▣ FINISH LINE
- 10 MILE MARKERS
- 💧 WATER/AID STATION
- GATORADE ENDURANCE STATION
- ⚡ REDBULL STATION
- M MAURTEN STATION

## TURN BY TURN DIRECTIONS

- Turn left out of transition onto Cincinnati Ave
  - Turn Right onto 4th St
    - Turn left into Alley.
    - Turn right onto E 5th St
  - Turn left onto S Boston Ave
    - Turn right onto E 12th St
    - Turn right onto S Main St
    - Turn left onto W 12th St
  - Turn left onto South Boulder Ave W
    - Turn right onto S Boulder Ave
      - Turn right onto W 23rd St
  - Turn right onto the Riverside Dr ramp
  - Slight right onto River Parks East Trail
- Continue onto River Parks East Trail to Turn Around
  - Slight right onto Riverside Dr
  - Left onto Riverside Dr ramp
    - Continue on W 23rd St
- Slight left onto S Boulder Ave/South Boulder Ave W
  - Turn right onto W 12th St
  - Turn right onto S Main St
    - Turn left onto E 12th St
  - Turn left onto S Boston Ave
  - Continue onto Finish Line

Start Elevation: 732 ft ▪ Finish Elevation: 732 ft ▪ Gain: 303 ft



## RUN COURSE RULES

1. Athletes may run, walk, or crawl.
2. Athletes must wear their IRONMAN 70.3 issued bib number in front of them clearly visible at all times on the course. Bib numbers identify the official athletes in the race. Folding, cutting the bib number, intentional alteration of any kind, or failure to wear race number is STRICTLY PROHIBITED and may result in disqualification.
3. Headphones or headsets which are inserted to or covering the ears are not allowed during any portion of the event.
4. Cameras, phone cameras, and video cameras are prohibited unless permission is given by IRONMAN. If permission is given by IRONMAN, it is the athlete's responsibility to notify the Head Referee prior to race start. Athletes seen with a camera, phone camera, or video camera without permission will be disqualified.
5. NO INDIVIDUAL SUPPORT VEHICLES OR NON-ATHLETE ESCORT RUNNERS ARE ALLOWED.  

This is an individual endurance event. Teamwork as a result of outside assistance, which provides an advantage over single competitors, is not allowed. Individual support vehicles or non-athlete escort runners will result in disqualification. A non-athlete escort runner includes athletes who have withdrawn from the race, have been disqualified or have finished the race. Supporters of any type may NOT bike, drive, or run alongside the athlete, may not pass food or other items to athlete and should stay completely clear of all athletes to avoid the disqualification of the athlete. It is incumbent upon each athlete to immediately reject any attempt to assist, follow, or escort. It IS permissible for an athlete who is still competing to run with other athletes who are still competing.
6. Athletes are expected to follow the directions and instructions of all race officials and public authorities.
7. The sole responsibility of knowing and following the prescribed running course rests with each athlete. No adjustments in times or results shall be made for athletes who fail to follow the proper course for any reason whatsoever.
8. RUNNING WITH A BARE TORSO IS PROHIBITED. Athletes must wear a shirt, jersey, or sport top/sports bra at all times during the run segment of the Race. Uniforms with a front zipper may be unzipped to any length, provided, the zipper is connected at the bottom of the uniform at all times and the top of the uniform covers the shoulders. The uniform should be fully zipped when crossing the finish line.
9. The run course will officially close 8 hours and 30 minutes after the last athlete enters the water.

## FINISH LINE POLICY

Friends and/or family members are not permitted to cross the finish line or enter the finish chute with participating athletes. This policy will allow each competitor adequate time to celebrate their accomplishment without interfering with other finishers and ensure the safety of all athletes, volunteers and fans. Athletes who choose not to respect the policy will receive an automatic disqualification (DSQ).

## EVENT SANCTION AND RULES

USA Triathlon (USAT) has sanctioned the 2023 IRONMAN 70.3 Tulsa. Our rules are published with permission from USAT. Please visit [IRONMAN.COM](https://www.ironman.com) for a complete set of IRONMAN Competition Rules.

Under our sanctioning agreement with USA Triathlon, athletes should be aware of the serious consequences of violating USAT Competitive Rule 3.5 - Unregistered Athletes, which states:

- a. Any person who participates in any portion of a sanctioned event without first properly registering and paying any required registration fee shall be suspended or barred from membership in USAT and barred from participation in any sanctioned event for a period of up to one year.
- b. Any person who in any way assists another athlete to violate Section 3.5a by providing or selling a race number to that athlete shall be suspended or barred from membership in USA Triathlon and barred from participation in any sanctioned event for a period of up to one year.

Anyone who violates this rule may be banned for life from any IRONMAN event. Violating this rule puts insurance coverage for the event at risk.

ANY VERBAL ABUSE OF MARSHALS, RACE OFFICIALS, IRONMAN 70.3 STAFF OR VOLUNTEERS IS GROUNDS FOR IMMEDIATE DISQUALIFICATION.



# ENTER RUNNING BLISS

## CLIFTON 9

The perfect balance of soft and light,  
for the ultimate smooth ride



**HOKA** FLY  
HUMAN  
FLY

# OVERALL RULES

1. Any athlete holding current elite/professional status from their National Triathlon Federation or a current IRONMAN Professional Membership (as verified by elite/pro status of an athlete's National Triathlon Federation) is prohibited from racing as an AGE GROUP athlete within the same calendar year, in ANY sanctioned triathlon events anywhere in the world, where there is an elite/pro wave within the same calendar year. Disqualification and potential sanction from IRONMAN events, and forfeiture of any AGE GROUP World Championship qualifying slots may result for any athlete that has not adhered to this policy.
2. Athletes are expected to follow directions and instructions of all course marshals and public authorities.
3. Race officials shall have authority to disqualify any athlete.
4. Medical personnel shall have ULTIMATE and FINAL authority to remove a athlete from the race if the athlete is judged to be physically incapable of continuing the race without risk of serious injury or death. Medical transport of any athlete will result in disqualification.
5. Fraud, theft, abusive treatment of volunteers, staff or others and acts of poor sportsmanship are grounds for immediate disqualification and may result in the athlete being suspended from competing in any IRONMAN or IRONMAN 70.3 event in the future, depending on the severity of the rule violation.
6. As a condition of participation in each IRONMAN and IRONMAN 70.3 event, all registered athletes are required to acknowledge and abide by IRONMAN's Anti-Doping Rules. In accordance with the Anti-Doping Rules, all registered athletes are subject to in and out-of-competition testing and are encouraged to learn and understand all applicable rules and obligations prior to registering for events (including, without limitation, the World Anti-Doping Agency's anti-doping rules governing Prohibited Substances and Therapeutic Use Exemptions). When in doubt, athletes are encouraged to ask questions and to seek advice from qualified medical professionals.
7. If an athlete decides to withdraw from the race at any time, it is the responsibility of the athlete to report to the timing tent located at the finish line and turn in their bib number and timing chip immediately. It is essential that race officials know where athletes are on the course at all times. Failure to comply after withdrawing from the race may result in athlete being prevented from competing in any IRONMAN event in the future.
8. IRONMAN reserves the right to make rule changes at any time provided all athletes are notified in writing and/or at the pre-race athlete briefings. Notification of any change will be in accordance with IRONMAN Competition Rules.
9. Prize money for any sanctioned event shall be offered equally between men and women in both amount and depth. Additionally, Professional triathletes may not win Age Group awards and Age Group athletes are not eligible for prize money.
10. For additional information regarding training sites, safety procedures and general information questions regarding the race, please go to the Information Tent.
11. Athletes may not use communication devices of any type, including but not limited to cell phones, smart watches, Bluetooth enabled or "smart" helmets, and two-way radios, in any distractive manner during the Race. A "distractive manner" includes but is not limited to making and receiving phone calls, sending and receiving text messages, playing music, using social media, taking photographs, and mounting the device to a bike for purposes of using the device like a bike computer. Using a communication device in a distractive manner during the Race will result in disqualification.
12. Cameras, phone cameras, and video cameras are prohibited unless permission is given by IRONMAN. If permission is given by IRONMAN, it is the athlete's responsibility to notify the Head Referee prior to race start. Athletes seen with a camera, phone camera, or video camera who were not given permission will be disqualified.
13. IRONMAN does not allow the transfer of an athlete's registration to another person - no exceptions will be made to this rule. Any attempt to transfer a registration to another person will result in disqualification and suspension from future participation in any IRONMAN or IRONMAN 70.3 event.
14. Assistance provided by event personnel or Race Officials is allowed but is limited to drinks, nutrition, mechanical and medical assistance. Athletes competing in the same race may assist each other with incidental items such as nutrition and drinks after a water station and pumps, tubular tires, inner tubes and punctures repair kits. Athletes may not provide any item of equipment to an athlete competing in the same race which results in the donor athlete being unable to continue their own race. This includes but is not restricted to shoes, complete bicycle, frame, wheels and helmet. An athlete cannot physically assist the forward progress of another athlete on any part of the course. The penalty for this will be disqualification of both athletes.
15. Athletes must cover the prescribed course in its entirety. Failure to do so will result in a disqualification. If an athlete must exit the course, he or she shall re-enter the course at the same point of departure before continuing.



# Take your racing experience to the next level with Enhanced Athlete Event Experiences powered by NIRVANA

Curated to meet the needs of IRONMAN athletes, enjoy a range of enhanced services such as priority check-in, dedicated bike maintenance, bike and bag return to your hotel post-race and much more.

- Dedicated line for bib package collection
- Low bib number
- Priority bike racking
- Early Access to IRONMAN store before public opening
- Dedicated morning bag drop off
- 24/7 access to a NIRVANA Athlete Manager on site
- Medal engraving
- Bike service from NIRVANA throughout Event Week (excluding parts)
- Priority Lane bike drop
- Race site familiarisation tour and Q&A with IRONMAN ambassador
- Access to dedicated NIRVANA bike mechanics in transition pre-race
- Pre-event access to dedicated Nirvana Athlete Service Manager
- Pre-event Group Video Call with Race Director
- Fast Track to Swim Start
- Convenient Drop of Street Gear at Swim Start
- Hosted bike and bag drop off
- Access to Athlete VIP Shuttle (NIRVANA transport from hotel to event site)
- Delivery of bike and bags from transition to hotel

## CONTACT US

To hear more about how Nirvana can enhance your IRONMAN experience and best prepare you for your race, email the team:

[contactus@nirvanasportstravel.com](mailto:contactus@nirvanasportstravel.com)

[nirvanasportstravel.com](http://nirvanasportstravel.com)



# DIVISIONS

## PHYSICALLY CHALLENGED INTELLECTUAL DISABILITY OPEN DIVISION

IRONMAN 70.3 TULSA IS NOT WHEELCHAIR ACCESSIBLE ON THE RUN COURSE.

Participation in the PC/ID Open Division is available to athletes with a medically verified Visual Impairment (as such term is defined below), Special Teams (as set forth in Section 8.05), athletes with an intellectual disability (as set forth in Section 8.06), or athletes with a medically verified physical or neurological impairment that substantially limits one or more major life activities. Athletes with other miscellaneous medical conditions such as, but not limited to, intolerance to temperature extremes, organ transplants, joint replacements (endoprosthetics), kidney dialysis, hearing impairments, and/or cognitive impairment (except as otherwise outlined in Section 8.06) are not eligible to participate in the PC/ID Open Division.

1. The term "Visual Impairment" means either:
  - (a) a visual acuity of 20/200 (6/60 meters) or less in the better-seeing eye with best conventional correction (meaning with regular glasses or contact lenses) or
  - (b) a visual field (the total area an individual can see without moving the eyes from side to side) of 20 degrees or less (also called tunnel vision) in the better-seeing eye.
2. Visually impaired athletes must:
  - (a) use only one (1) Guide (Guide can be of either gender).
  - (b) be tethered during the swim segment of the race.
  - (c) ride a tandem bicycle during the bike segment of the race.
  - (d) during the run segment of the race, use either an elbow lead or a tether lead.

FOR MORE INFORMATION REGARDING THE PC OPEN/EXHIBITION DIVISION, PLEASE VIEW THE [IRONMAN POLICIES](#) OR E-MAIL [PHYSICALLYCHALLENGED@IRONMAN.COM](mailto:PHYSICALLYCHALLENGED@IRONMAN.COM).

## HANDCYCLE DIVISION

IRONMAN 70.3 TULSA IS NOT HANDCYCLE APPROVED.

Handcycle (HC) is a competitive division open to athletes who are paraplegic, quadriplegic or double above-the-knee amputees, and race using a hand cranked cycle on the bike, and a racing chair for the run. Handcycle athletes must use a recumbent handcycle on the bike course and a racing wheelchair on the run course. Conduct and standards for handlers of HC athletes is governed by the International Triathlon Union Rules.

The HC Division is a competitive division. Race awards with respect to the HC Division will not be based upon age-groups within the HC Division, but will be given to the top female and male finishers of the HC Division.

FOR MORE INFORMATION REGARDING HANDCYCLE DIVISION, PLEASE VIEW THE [IRONMAN POLICIES](#) OR E-MAIL [HANDCYCLE@IRONMAN.COM](mailto:HANDCYCLE@IRONMAN.COM).

## OPEN DIVISION

The Open Division is a non-competitive, participatory division which is open to any able-bodied athlete who cannot or does not wish to participate in a specific gender or age-group division.

There is no approval process required for participation in the Open Division. Athletes can self-select to participate in the Open Division when registering for the event.

Athletes in the Open Division are not eligible for awards or World Championship slots and are subject to the IRONMAN Competition Rules as set forth in Article I – VII, and Article XI. Please refer to the [IRONMAN POLICIES](#) for additional information.

# Don't try this on race day\*



\* A bold statement from the brand that wants to sell you the product, sure. But getting used to nutrition is one thing many athletes don't prioritize in training. Some even risk it all by trying new products on race day. So, use whatever you've trained with or get used to what you're getting on-course. In this case the GEL 100 and GEL 100 CAF 100.

Find exclusive offers for IRONMAN registered athletes on: [maurten.com/ironman](https://maurten.com/ironman)

# VIOLATIONS

**Jimmy Riccitello**  
GLOBAL DIRECTOR OF RULES  
& OFFICIATING

■	<b>DRAFTING VIOLATION</b>
	BLUE CARD Five-minute time penalty served in a penalty tent on the bike course.
■	<b>LITTERING VIOLATION</b>
	BLUE CARD Five-minute time penalty served in a penalty tent on the bike course.
■	<b>BLOCKING VIOLATION</b>
	YELLOW CARD Thirty-second time penalty served at the next penalty tent.
■	<b>DISQUALIFICATION (DSQ)</b>
	RED CARD

**THREE BLUE CARD VIOLATIONS  
WILL RESULT IN RACE  
DISQUALIFICATION.**

IRONMAN will operate under the “three strikes and you’re out” principle with respect to BLUE CARD violations. DRAFTING AND LITTERING are the only two violations that will result in a BLUE CARD violation and an athlete will incur a five-minute time penalty (to be served in the closest penalty tent, located along the bike course). YELLOW CARD violations (**thirty-second time penalty**) also require an athlete to stop at the closest penalty tent location along the bike course. Any penalties incurred on the run course are to be served at the point of infraction. While YELLOW CARD violations will not count against your three strikes, IRONMAN Competition Rules still allow an athlete to be disqualified for repeated rule violations should an athlete receive excessive yellow card violations.

So that you understand the rules on race day, please take the time to read and understand the rules in the Athlete Guide and the 2023 IRONMAN Competition Rules.

The POSITION violations are summarized:

Always ride on the right side of your lane to avoid an ILLEGAL POSITION or BLOCKING call.


Keep six bike lengths of clear space between your bike’s front wheel and the rear wheel of the cyclist in front of you to avoid a DRAFTING call.

Always pass on the left of the cyclist in front of you; Never on the right to avoid an ILLEGAL PASS call. Complete your pass within 25 seconds to avoid a DRAFTING call.


Passed athletes must be seen making immediate and constant rear progress out of the drafting zone to avoid a DRAFTING call.

**Do not use any device that will distract you from paying full attention to your surroundings. Using a device in a distracting manner will result in disqualification.**


Triathlon is an individual event, and it is your responsibility to fully understand the rules and avoid penalties. The referee’s ruling is final in the case of POSITION violations, and there are no protests or appeals. Other common violations include:

- 
**HELMET CHINSTRAP**  
Your chinstrap must be securely fastened whenever you are on your bike on race day.


---

- 
**RACE NUMBER**  
You must wear your bib number during the run portion of the race. In addition, your bike frame sticker must be properly attached to your bike frame and must be visible from both sides.


---

- 
**LITTERING**  
Do not throw ANYTHING outside of official aid stations. Littering will result in a BLUE CARD violation, which is a five minute time penalty.


---

- 
**UNAUTHORIZED EQUIPMENT**  
Sorry, absolutely NO communication devices, MP3 players or other audio devices (Yes, that means NO cell phones) may be used during competition.

---

- 
**OUTSIDE ASSISTANCE**  
Non-racers may NOT ride or run alongside you.

---

- 
**TIME PENALTIES**  
Remember that even though DRAFTING and LITTERING are the only violations that incur a five minute time penalty, you must go to a penalty tent for any violation to have your number marked. There will be no penalty tents on the run. If you are penalized on the run, the official will mark your number on the spot.

Please treat other athletes, all volunteers, and your referees with courtesy and consideration. Not doing so is UNSPORTSMANLIKE CONDUCT and may result in disqualification. I sincerely hope you have a great race and achieve all your goals.



2023 OFFICIAL NON-ALCOHOLIC BEER PARTNER

# FIT FOR ALL TIMES™

AWARD-WINNING TASTE • LOW CALORIE • NON-ALCOHOLIC



[ATHLETICBREWING.COM](https://athleticbrewing.com) | [@ATHLETICBREWING](https://twitter.com/athleticbrewing)

© Athletic Brewing Company. Milford, CT and San Diego, CA. Near beer <0.5% alc/vol. Average Analysis of Athletic Lite per 12 fl. oz. - Calories 25, Carbohydrates 5g, Protein 0g, Fat 0g. Average Analysis of Upside Dawn per 12 fl. oz. - Calories 45, Carbohydrates 10g, Protein <1g, Fat 0g. Average Analysis of Run Wild per 12 fl. oz. - Calories 65, Carbohydrates 14g, Protein <1g, Fat 0g. Average Analysis of Free Wave per 12 fl. oz. - Calories 70, Carbohydrates 16g, Protein 1g, Fat 0g. Average Analysis of Cerveza Atletica per 12 fl. oz. - Calories 60, Carbohydrates 14g, Protein 1g, Fat 0g.

# MEDICAL POLICY

The athlete excess medical coverage protects each athlete for the day of the event at USAT-sanctioned races, camps and clinics. When athletes purchase a USAT annual license or one-day permit, a portion of those fees cover the cost to provide them with excess medical insurance. This coverage only extends to their participation in a USA Triathlon sanctioned event and is only available after the injured party has filed with any primary insurance policies. A deductible does apply for this excess coverage.

If an athlete is injured while participating in a USA Triathlon sanctioned event the following steps must be followed:

- Athletes must file with their primary healthcare provider (i.e. United Healthcare, Blue Cross Blue Shield, Aetna, traveler's insurance, etc.).
- Athlete completes a medical claim form.
- For serious incidents or for athletes requesting coverage, the Race Director can provide them with a medical claim form. The medical claim form, along with all explanation of benefit documents, should be sent directly from the athlete to the insurance company as indicated on the claim form.

For a copy of the claim form, please e-mail [SANCTION@USATRIATHLON.ORG](mailto:SANCTION@USATRIATHLON.ORG).

- Athletes will pay a deductible. All claimants will pay anywhere from \$250 USD (two-hundred and fifty U.S. dollars) to \$1,000 USD (one thousand U.S. dollars) out of pocket and possibly more for uncovered expenses.

Be advised that coverage may not apply to each and every claim. Additionally, coverage only extends to Athletes that have purchased a USA Triathlon annual license or one-day permit and were injured through participation in a USA Triathlon sanctioned event. Please e-mail questions to [SANCTION@USATRIATHLON.COM](mailto:SANCTION@USATRIATHLON.COM).

All medical expenses incurred are the sole responsibility of the athlete and not IRONMAN. USAT provides secondary coverage in qualified circumstances. Failure to meet financial responsibility to local medical facilities will result in suspension of future participation at IRONMAN events until accounts are settled.

Particular dangers include dehydration, hyponatremia, sunburn, exhaustion and injuries sustained from accidents. Please ask for medical help if you have the slightest hint you may need it. You will not be penalized for receiving a medical evaluation. You will be withdrawn from the race only if you require transportation, IV fluids or if medical personnel feel your continued participation could result in serious harm or death.

During events of extreme endurance, the body's pain threshold is raised, and you may be in more trouble than you realize. The medical personnel will do all they can to keep you in the race and assure a safe finish. Also, please be attentive when taking water and sponges from volunteers when you're on your bike to avoid the possibility of accident or injury to yourself or another.

Please trim your fingernails and toenails prior to the start of the race to avoid injury to other athletes. Be especially careful to rinse your goggles of any excess defogger solutions to avoid eye irritation.

If you spend three months prior to the event in a different climate, we suggest you consider an acclimation period before the race. The chance of dehydration and electrolyte imbalance can be reduced significantly by a proper period of acclimation.

Stay with your familiar and proven routine regarding training, nutrition and equipment, especially just prior to the race. This also applies to pre-race dietary intake and medications. It is recommended you avoid an extreme elimination diet. Adequate salt intake during training and during the event is especially important.

If you are taking any medications, or have any medical problem that may influence your performance or your treatment in the event of an injury, advise us of all necessary details well in advance of race day.

At Athlete Check-In, you are required to notify the medical team, in writing, if there is any change in your medical status/condition after your application has been processed. Failure to do so will result in suspension of participation in future IRONMAN events.

You are solely responsible for avoiding medications that appear on the list of banned substances as determined from WADA.

Feedback from previous IRONMAN and IRONMAN 70.3 athletes indicates we can never over emphasize the importance of hydrating prior to and during the event. IRONMAN's Chief Physician recommends you begin hydrating heavily several days before the race and drink enough water so your urine is clear, colorless and copious by race day.

## PLEASE NOTE

Full disclosure of medical condition(s), general health and surgical procedures within the previous 12 months is required. Medical consultation/clearance may be necessary from an attending physician prior to participating in the event.

In all cases, the final decision of medical consideration is at the discretion of the IRONMAN Medical Director.



# R2<sup>3.0</sup> CALF SLEEVES



### Compression Grid Pattern

Targeted high level muscle support.

**Decreasing the risk of injury and cramps.**



### Waffle Proprioceptive Stripes

Promote microcirculation and lymphatic flow.

**Less chance of shin splints & stomach inflammation**



### Achilles Proprioceptive Stripes

Promotes support and microcirculation to the achilles tendon.

**Added support & less inflammation**



### Fibular Stripes

3D textured yarn activates the fibular muscles, improving balance & stability.

**Less chance of sprained ankles**

## MICRO GAINS, **MACRO RESULTS.**



MASSAGING FIBER



SHOCK ABSORBER



THERMO-REGULATION



K-PROTECT



REFLECTIVE LOGO



[www.compressport.com](http://www.compressport.com)



# ALL WORLD ATHLETE

The IRONMAN All World Athlete program is our way of rewarding age-group athletes for their hard work, dedication, and performance across IRONMAN and IRONMAN 70.3 racing. As long as one IRONMAN or IRONMAN 70.3 is completed you can also receive points for IRONMAN 5i50 events.

The program uses IRONMAN's Age Group Rankings system to determine which athletes have finished within the top 10 percent or better of their age group each calendar year. Within this system, athletes generate points based on their finish time behind the first official finisher in their age group. Athletes accumulate points at every race they complete, but on December 31st, only their top three performances will count toward their All World Athlete status. This makes it easy for athletes to improve their ranking simply by racing more with IRONMAN.

An athlete can achieve All World Athlete status in one or all of the following categories: IRONMAN, IRONMAN 70.3 and OVERALL (IRONMAN, IRONMAN 70.3, IRONMAN 5i50). There are three levels associated with the All World Athlete program:

- GOLD (top one percent)
- SILVER (top five percent)
- BRONZE (top ten percent)

All World Athletes receive a variety of benefits from IRONMAN. Visit the AWA benefits site to learn more.

For questions regarding the program or help selecting races to help you gain or maintain All World Athlete status, please email us at [AWA@IRONMAN.COM](mailto:AWA@IRONMAN.COM).



— MORE THAN JUST MEDALS —  
YOUR SOURCE FOR AWARDS, APPAREL & PROMOTIONAL PRODUCTS



The Official Medal Supplier of IRONMAN and the Rock 'n' Roll Running Series

[www.AlwaysAdvancing.net](http://www.AlwaysAdvancing.net) | [info@alwaysadvancing.net](mailto:info@alwaysadvancing.net)

# WE WON'T GHOST YOU



Clear drying zinc sunscreen for ultimate sun protection



Stays put, no matter how hard you sweat



Water resistant up to 80 minutes



SPF from head to toe

SAM APPLETON  
70.3 IRONMAN CHAMPION



TEAMZEALIOS.COM



# FAQS

## 1. WHEN WILL THE BIB LIST BE POSTED?

All athlete bib numbers will be assigned on site at this year's event. There will not be a bib list available ahead of time.

## 2. HOW DO I GET MY ACTIVE QR CODE FOR ATHLETE CHECK-IN?

Log in to [HTTPS://MYEVENTS.ACTIVE.COM/WTC](https://myevents.active.com/wtc), go to your event and select the "Registration & QR Code" button. Please print out or screenshot this on your mobile device for easy reference later.

## 3. WHAT AGE GROUP WILL I RACE IN?

The Age Group breakdown is as follows:

18-24  
25-29  
30-34  
35-39  
40-44  
45-49  
50-54  
55-59  
60-64  
65-69  
70-74  
75-79  
80+

You will race in the Age Group corresponding with your USAT age, which is your age at the end of the year on December 31, 2023.

## 4. HOW DO I UPDATE MY TRICLUB AFFILIATION?

Login to your IRONMAN profile at IRONMAN.COM. Once logged in, click on Club Membership and click Add Club to update your affiliation. Any updates must be made 45 days prior to race day for racking purposes, to count towards Podium Awards and for your club's name to be indicated on your bib. Affiliations cannot be updated on-site. If you have any questions, please email [TRICLUB@IRONMAN.COM](mailto:TRICLUB@IRONMAN.COM).

## 5. HOW DOES MEDICAL SUPPORT WORK ON COURSE?

If you need minor medical assistance, a SAG vehicle will pick you up and take you to the medical tent, where you shall receive treatment. Alternatively, depending upon medical emergency, ambulances will take you to the nearest hospital to receive treatment. If you have a technical problem or have bonked, the SAG vehicle will take you to the next aid station. There will be radios to contact ambulances and medical assistance. If you have a problem, please go to an aid station for further assistance.

## 6. WHAT SHOULD I DO IF THERE IS A PROBLEM WITH MY RACE TIMING?

If there is an issue with timing, please contact [TIMING@IRONMAN.COM](mailto:TIMING@IRONMAN.COM). If you have a question regarding your Age Group Ranking, please contact [AWA@IRONMAN.COM](mailto:AWA@IRONMAN.COM). It will take up to 30 days for your points to be added to your profile.

## 7. WHAT IF I CANNOT STAY FOR SLOT ALLOCATION OR AWARDS?

If you cannot stay for Slot Allocation, you automatically forfeit your slot should you qualify. All athletes who automatically qualify and wish to claim their slot must be present to do so. If you cannot stay for the Awards Ceremony, please email [TULSA70.3@IRONMAN.COM](mailto:TULSA70.3@IRONMAN.COM) to arrange for your award to be shipped to you. *\*All awards will be repurposed after 30 days.*

# IRONMAN® & IRONMAN 70.3®



## BIB FRAME

Beautifully display your finisher's medal in a customized commemorative **BIB FRAME** and document forever your participation in this very special event!

### Includes

- EVENT LOGO PLATE, ENGRAVED PLATE WITH NAME & SPLIT TIMES
- ADDITIONAL FINISHER'S MEDAL • 5" X 7" MAT OPENING (COURSE MAP INCLUDED)
- 2" DISC OF TRIATHLON SYMBOL • LAMINATED REPLICA OF YOUR BIB #

This Bib Frame would normally cost \$185, but is currently available for

Only **\$159** +S/H



## 3 OPENING BIB FRAME

Beautifully display your finisher's medal in a customized commemorative **THREE OPENING BIB FRAME** and document forever your participation in this very special event!

### Includes

- EVENT LOGO PLATE, ENGRAVED PLATE WITH NAME & SPLIT TIMES
- ADDITIONAL FINISHER'S MEDAL • 3 5" X 7" MAT OPENINGS (COURSE MAPS INCLUDED)
- 2" DISC OF TRIATHLON SYMBOL • LAMINATED REPLICA OF YOUR BIB #

This Bib Frame would normally cost \$215, but is currently available for

Only **\$189** +S/H

**Fond Memories Graphics, Inc.**  
 P.O. Box 149, Pomona, New York 10970  
 Tel: (845) 354-5027 • Fax: (845) 354-4875  
 E-mail: FMG5027@aol.com

IF ORDERING ONLINE OR BY PHONE, USE THIS COUPON CODE TO RECEIVE THESE DISCOUNTED PRICES!

COUPON CODE:  
**EXPO**

[www.marathongifts.com](http://www.marathongifts.com)



OFFICIAL ENDURANCE SALT



4 oz



2 oz

Save 25% with code: **IRON25**  
[www.boablast.com](http://www.boablast.com)

## THE FIRST ORAL AEROSOL FOR SODIUM REPLENISHMENT™

Hydrate up to 10x faster with the Official Endurance Salt of IRONMAN North America.

- 150mg of sodium per serving
- Compact portable design
- Fast-acting

**SAM LONG**  
 IRONMAN Champion

"BOA ENDURE BLAST has made a big difference in my performance and preparation."



INNOVATIVE SWEAT  
ACTIVATED APPAREL

**VIEWSPORT**<sup>®</sup>  
MOTIVATION REVEALED





2023 OFFICIAL MEDICAL SUPPLIER

# NEVER MISS A DAY

KINESIOLOGY TAPE  
PRECUT STRIPS



STAYS ON  
IN WATER



PAIN  
MANAGEMENT



STRETCHY  
MATERIAL

A RUGGED LINE OF  
KINESIOLOGY TAPE PRECUT STRIPS,  
WRAPS, BRACES, SUPPORTS & BANDAGES

[CURAD.COM/PERFORMANCE-SERIES](https://www.curad.com/performance-series)

# ATHLETE CHECK LIST

## HAVE YOU REMEMBERED TO

Book flights and accommodations to arrive in time for Athlete Check-In?

## PRE-RACE

- Directions to Hotel
- Directions to Athlete Check-In
- Directions to Race Start
- Directions to Race Finish
- Photo ID
- Valid USAT Card - if member (*if you paid for a one-day license online, no need to bring a card*)
- Bike Services/Tune up
- Attend Athlete Check-In
- Attend Athlete Briefing
- Study the race courses and plan your nutrition

## RACE DAY – SWIM

- Timing Chip and Strap
- Swimsuit/Wetsuit (if applicable)
- Goggles (consider a spare pair as well)
- Race Day Swim Cap (provided at Check-In)
- Ear Plugs/Nose Plug (optional)
- Throw away long sleeved shirt and shoes to wear and discard before the race or place in your provided Morning Clothes Bag

## RACE DAY – BIKE

- Bike Pump
- Extra Nutrition
- Extra Water Bottles
- Aero Water Bottle Straw
- Bike Repair Kit
  - Bar-end plugs
  - CO2 Cartridge(s)
  - Spare Tire
  - Spare Tube
  - Tire levers
  - Valve Stem Extenders
  - Patch Kit
  - Wrench Set/Tools
- Vaseline
- Sunscreen
- Helmet
- Sunglasses
- Bike Shoes
- Socks
- GPS Watch or Bike Computer

## RACE DAY – RUN

- Fuel Belt
- Race Belt or Safety Pins
- Bib Number
- Hat/Visor
- Reflective tape (if applicable)
- Running Shoes
- Socks
- Sunglasses
- Water Bottle

## MISCELLANEOUS

- Body Glide
- Antibacterial Gel
- Contacts or Rx Glasses
- Heart Rate Monitor & Chest Strap
- Towel
- Hair Ties
- Lip Balm
- Post-Race Clothing
- Extra Swimsuit and Cap for practice swim (if applicable)
- Extra Tri Kit for practice



# NEVER. LOSE. FOCUS.

ELEMNT RIVAL Multisport Watch keeps your focus locked on your performance, not your equipment. Unique multisport features like Touchless Transition, Multisport Handover, and Perfect View Zoom create a seamless performance advantage.

**ELEMNT** RIVAL

**wahoo**



A sophisticated 3 row eSUV  
with a sustainable soul



DISCOVER THE  
BREITLING ENDURANCE  
PRO IRONMAN  
COLLECTION.

 BREITLING



Visit: [www.ironmanstore.com](http://www.ironmanstore.com)



# Get race-ready with Hyperice

Our suite of products help to relieve tension, unlock sore muscles, and prime your body and mind to be at their best, so you can recover faster and train harder.

Swim. Bike. Run. Recover.



Normatec 3 Legs®



Hypervolt 2®



Hyperice



Official Recovery Technology Partner

# A STEP AHEAD OF YOUR TRAINING PLAN?



Explore more here.

**RED BULL GIVES YOU WIIINGS.** 