

AAMHL Standings

Winter 2025

December 4, 2025

Regular Season

Team	Pts	Won	Lost	Tied	GF	GA	GS	GNA
1 42 North Social House	11	5	0	1	25	13	3	6
2 Corby Energy Services	8	4	2	0	25	23	7	6
3 Jets Pizza	8	3	1	2	17	18	1	4
4 AstroTurf	7	3	2	1	21	15	1	1
5 Knight's Steakhouse	6	2	2	2	15	15	3	5
6 Forward Design Build	5	2	3	1	20	20	2	4
7 Davey Tree	5	1	2	3	15	16	2	2
8 North Peak Brewing Co.	4	1	3	2	20	24	1	5
9 Ann Arbor Rug and Carp	3	1	4	1	15	25	1	8
10 A&W Restaurant	3	1	4	1	14	18	0	3

GF = Goals for; GA = Goals against; GS = Goals by substitute players; GNA = Goals unassisted

Regular season rank rules: 1-points; 2-most wins (regulation time only); 3-head-to-head; 4-goals for; 5-goals against

PlayOff Season

Team	Pts	Won	Lost	Tied	GF	GA	GS	GNA
1	0	0	0	0	0	0	0	0
2	0	0	0	0	0	0	0	0
3	0	0	0	0	0	0	0	0
4	0	0	0	0	0	0	0	0
5	0	0	0	0	0	0	0	0
6	0	0	0	0	0	0	0	0
7	0	0	0	0	0	0	0	0
8	0	0	0	0	0	0	0	0
9	0	0	0	0	0	0	0	0
10	0	0	0	0	0	0	0	0

Rank: 1-points; 2-most playoff wins; 3- head-to-head playoff pts; 4-head-to-head reg. season; 5-regular season standings

No playoff points will be awarded to a team that is playing with fewer than 11 players.

Player stats.: Top two from each team for each category

Team	Name	Goals	Assists	Total Pts.	Name	Pnlty Min.	Penalty Violation	
AAR	Jilek J. (13)	5	Jilek J. (13)	3	Jilek J. (13)	8	Schueler D (17)	4
AAR	Montalban (8)	4	Montalban (8)	2	Montalban (8)	6	Bartolacci (12)	2
AST	Barden A. (3)	3	Erps S. (9)	6	Erps S. (9)	9	Erps S. (9)	4
AST	Erps S. (9)	3	Was A. (17)	5	Was A. (17)	8	Barden A. (3)	2
AWR	Lewis J. (69)	5	Hattie M. (40)	6	Lewis J. (69)	10	Wilkins F. (19)	4
AWR	Joffe Brya (22)	4	Lewis J. (69)	5	Hattie M. (40)	8	Gilson T. (12)	2
CES	Klempay T. (6)	5	Anday C. (8)	4	Klempay T. (6)	8	Copp A. (9)	2
CES	Langrock E (22)	4	Joffe E. (40)	4	Langrock E (22)	8	Anday C. (8)	0
DVY	Hescheles (8)	2	Nilsson J. (11)	5	Nilsson J. (11)	7	Bourne B. (10)	2
DVY	Hutton C. (16)	2	Perry B. (7)	3	Perry B. (7)	5	Hescheles (8)	2
FDB	Weiler C. (15)	5	Oxender A. (17)	4	Weiler C. (15)	8	Blackburn (4)	2
FDB	Sarosi M. (6)	3	Dickinson (5)	3	Oxender A. (17)	6	Hall E. (10)	2
FTN	O'Brien M. (12)	6	McBride R. (8)	6	O'Brien M. (12)	10	Ahlquist S (7)	2
FTN	Ideson R. (9)	5	Foster D. (4)	4	Ideson R. (9)	9	Foster D. (4)	2
JET	Porter J. (8)	4	Stevens D. (9)	5	Stevens D. (9)	9	Black S. (12)	2
JET	Stevens D. (9)	4	Black S. (12)	3	Porter J. (8)	6	Crawford M (10)	2
KNT	Maltese C. (13)	3	Maltese C. (13)	4	Maltese C. (13)	7	Opsahl Jef (15)	2
KNT	Opsahl Jef (15)	3	Peterson S (14)	3	Pawlowski (7)	5	Pawlowski (7)	2
NPB	Marentette (9)	5	Talusan P. (24)	3	Marentette (9)	7	Aliff D. (8)	2
NPB	Aliff D. (8)	3	Holmstrom (16)	2	Holmstrom (16)	5	Baalrud S. (25)	0

AAMHL Standings

Winter 2025

December 4, 2025

Game Log Matrix (Won, Lost, Tied, Goals for)

	AAR	AST	AWR	CES	DVY	FDB	FTN	JET	KNT	NPB
AAR		1, 0, 0, 7	1, 0, 0, 4	1, 0, 0, 6	0, 0, 0, 0	0, 1, 0, 3	0, 0, 0, 0	0, 0, 1, 1	1, 0, 0, 4	0, 0, 0, 0
AST	0, 1, 0, 3		0, 1, 0, 2	0, 0, 0, 0	0, 0, 1, 1	1, 0, 0, 4	1, 0, 0, 4	0, 0, 0, 0	0, 1, 0, 1	0, 0, 0, 0
AWR	0, 1, 0, 0	1, 0, 0, 4		1, 0, 0, 3	0, 0, 0, 0	1, 0, 0, 5	0, 0, 0, 0	0, 0, 1, 3	0, 0, 0, 0	1, 0, 0, 3
CES	0, 1, 0, 5	0, 0, 0, 0	0, 1, 0, 2		0, 0, 0, 0	0, 0, 0, 0	1, 0, 0, 7	0, 1, 0, 3	1, 0, 0, 3	0, 1, 0, 3
DVY	0, 0, 0, 0	0, 0, 1, 1	0, 0, 0, 0	0, 0, 0, 0		0, 0, 1, 3	1, 0, 0, 4	1, 0, 0, 2	0, 1, 0, 1	0, 0, 1, 5
FDB	1, 0, 0, 5	0, 1, 0, 3	0, 1, 0, 2	0, 0, 0, 0	0, 0, 1, 3		1, 0, 0, 3	1, 0, 0, 4	0, 0, 0, 0	0, 0, 0, 0
FTN	0, 0, 0, 0	0, 1, 0, 3	0, 0, 0, 0	0, 1, 0, 2	0, 1, 0, 2	0, 1, 0, 2		0, 0, 0, 0	0, 0, 1, 2	0, 1, 0, 2
JET	0, 0, 1, 1	0, 0, 0, 0	0, 0, 1, 3	1, 0, 0, 7	0, 1, 0, 1	0, 1, 0, 3	0, 0, 0, 0		0, 0, 0, 0	0, 1, 0, 3
KNT	0, 1, 0, 1	1, 0, 0, 3	0, 0, 0, 0	0, 1, 0, 2	1, 0, 0, 3	0, 0, 0, 0	0, 0, 1, 2	0, 0, 0, 0		0, 0, 1, 4
NPB	0, 0, 0, 0	0, 0, 0, 0	0, 1, 0, 1	1, 0, 0, 5	0, 0, 1, 5	0, 0, 0, 0	1, 0, 0, 5	1, 0, 0, 4	0, 0, 1, 4	

Schedule, teams (h vs v), and scores (w vs l)*

29-Oct-2025	05-Nov-2025	12-Nov-2025	19-Nov-2025	26-Nov-2025	03-Dec-2025
N8 NPB 4 vs KNT 4	N8 DVY 3 vs KNT 1	N8 JET 2 vs DVY 1	N8 DVY 5 vs NPB 5	N8 FTN 5 vs NPB 2	N8 FTN 3 vs FDB 2
S8 AWR 4 vs AAR 0	S8 FTN 7 vs CES 2	S8 FDB 5 vs AWR 2	S8 CES 3 vs AWR 2	S8 AST 3 vs KNT 1	S8 KNT 3 vs CES 2
N9 FDB 4 vs AST 3	N9 AST 4 vs AWR 2	N9 FTN 2 vs KNT 2	N9 KNT 4 vs AAR 1	N9 AWR 3 vs JET 3	N9 JET 1 vs AAR 1
S9 CES 7 vs JET 3	S9 JET 4 vs NPB 3	S9 CES 5 vs NPB 3	S9 JET 4 vs FDB 3	S9 CES 6 vs AAR 5	S9 DVY 1 vs AST 1
N10 FTN 4 vs DVY 2	N10 AAR 5 vs FDB 3	N10 AST 7 vs AAR 3	N10 FTN 4 vs AST 3	N10 DVY 3 vs FDB 3	N10 NPB 3 vs AWR 1
10-Dec-2025	17-Dec-2025	07-Jan-2026	14-Jan-2026	21-Jan-2026	28-Jan-2026
N8 FTN 0 vs AAR 0	N8 AWR 0 vs KNT 0	S8 JET 0 vs AST 0	N8 FDB 0 vs AST 0	N8 FTN 0 vs AST 0	N8 DVY 0 vs KNT 0
S8 AST 0 vs CES 0	S8 CES 0 vs FDB 0	N9 DVY 0 vs CES 0	S8 AWR 0 vs AAR 0	S8 JET 0 vs FDB 0	S8 NPB 0 vs JET 0
N9 FDB 0 vs NPB 0	N9 FTN 0 vs JET 0	S9 AAR 0 vs NPB 0	N9 NPB 0 vs KNT 0	N9 NPB 0 vs DVY 0	N9 AWR 0 vs AST 0
S9 KNT 0 vs JET 0	S9 DVY 0 vs AAR 0	N10 FDB 0 vs KNT 0	S9 FTN 0 vs DVY 0	S9 KNT 0 vs AAR 0	S9 FTN 0 vs CES 0
N10 DVY 0 vs AWR 0	N10 AST 0 vs NPB 0	S10 FTN 0 vs AWR 0	N10 CES 0 vs JET 0	N10 AWR 0 vs CES 0	N10 AAR 0 vs FDB 0
04-Feb-2026	11-Feb-2026	18-Feb-2026	25-Feb-2026	04-Mar-2026	11-Mar-2026
N8 JET 0 vs DVY 0	N8 CES 0 vs AAR 0	N8 KNT 0 vs CES 0	N8 AAR 0 vs FTN 0	N8 AST 0 vs JET 0	N8 FDB 0 vs CES 0
S8 AST 0 vs AAR 0	S8 NPB 0 vs FTN 0	S8 NPB 0 vs AWR 0	S8 AWR 0 vs DVY 0	S8 NPB 0 vs AAR 0	S8 AAR 0 vs DVY 0
N9 CES 0 vs NPB 0	N9 DVY 0 vs FDB 0	N9 AAR 0 vs JET 0	N9 CES 0 vs AST 0	N9 AWR 0 vs FTN 0	N9 NPB 0 vs AST 0
S9 FDB 0 vs AWR 0	S9 AST 0 vs KNT 0	S9 FDB 0 vs FTN 0	S9 FDB 0 vs NPB 0	S9 FDB 0 vs KNT 0	S9 KNT 0 vs AWR 0
N10 KNT 0 vs FTN 0	N10 AWR 0 vs JET 0	N10 DVY 0 vs AST 0	N10 JET 0 vs KNT 0	N10 CES 0 vs DVY 0	N10 JET 0 vs FTN 0
18-Mar-2026	25-Mar-2026	01-Apr-2026	08-Apr-2026	15-Apr-2026	22-Apr-2026
N8 NPB 0 vs KNT 0	N8 AST 0 vs AWR 0	N8 DVY 0 vs NPB 0	N8 AWR 0 vs FDB 0	N8 _4_ 0 vs _8_ 0	N8 _4_ 0 vs _6_ 0
S8 AAR 0 vs AWR 0	S8 FDB 0 vs AAR 0	S8 FDB 0 vs JET 0	S8 AAR 0 vs AST 0	S8 _2_ 0 vs _10_ 0	S8 _5_ 0 vs _10_ 0
N9 FTN 0 vs DVY 0	N9 CES 0 vs FTN 0	N9 CES 0 vs AWR 0	N9 JET 0 vs DVY 0	N9 _1_ 0 vs _6_ 0	N9 _3_ 0 vs _7_ 0
S9 CES 0 vs JET 0	S9 KNT 0 vs DVY 0	S9 AST 0 vs FTN 0	S9 KNT 0 vs FTN 0	S9 _3_ 0 vs _9_ 0	S9 _1_ 0 vs _9_ 0
N10 AST 0 vs FDB 0	N10 JET 0 vs NPB 0	N10 AAR 0 vs KNT 0	N10 CES 0 vs NPB 0	N10 _5_ 0 vs _7_ 0	N10 _2_ 0 vs _8_ 0
29-Apr-2026	06-May-2026	13-May-2026	20-May-2026	00-Jan-1900	00-Jan-1900
N8 _5_ 0 vs _9_ 0	N8 _3_ 0 vs _10_ 0	N8 _2_ 0 vs _9_ 0	N8 _1_ 0 vs _4_ 0	0 0 vs 0 0	0 0 vs 0 0
S8 _1_ 0 vs _8_ 0	S8 _1_ 0 vs _7_ 0	S8 _3_ 0 vs _8_ 0	S8 _2_ 0 vs _3_ 0	0 0 vs 0 0	0 0 vs 0 0
N9 _2_ 0 vs _7_ 0	N9 _2_ 0 vs _6_ 0	N9 _5_ 0 vs _6_ 0	N9 DRH 0 vs DRV 0	0 0 vs 0 0	0 0 vs 0 0
S9 _4_ 0 vs _10_ 0	S9 _5_ 0 vs _8_ 0	S9 _4_ 0 vs _7_ 0	S9 C1H 0 vs C1V 0	0 0 vs 0 0	0 0 vs 0 0
N10 _3_ 0 vs _6_ 0	N10 _4_ 0 vs _9_ 0	N10 _1_ 0 vs _10_ 0	N10 C2H 0 vs C2V 0	0 0 vs 0 0	0 0 vs 0 0

00-Jan-1900	00-Jan-1900	00-Jan-1900	
0 0 vs 0 0	0 0 vs 0 0	0 0 vs 0 0	*Shootout Game
0 0 vs 0 0	0 0 vs 0 0	0 0 vs 0 0	
0 0 vs 0 0	0 0 vs 0 0	0 0 vs 0 0	Rink and game times:
0 0 vs 0 0	0 0 vs 0 0	0 0 vs 0 0	N8 = North Rink at 8 pm; S8.5 = South Rink at 8:30 pm; etc.
0 0 vs 0 0	0 0 vs 0 0	0 0 vs 0 0	Home team is listed first

Goal and Assist

Winter 2025

December 4, 2025

<i>Game Date</i>	<i>Team</i>	<i>Period</i>	<i>No</i>	<i>Goal</i>	<i>Assist</i>	<i>Assist</i>
12/3/2025	AAR	1	1	Ideson R. (4)	Ellies B. (119)	Montalban A. (8)
12/3/2025	AST	2	1	Was A. (17)	Erps S. (9)	
12/3/2025	AWR	2	1	Hattie M. (40)	Edwards S. (14)	
12/3/2025	CES	1	1	Klempay T. (6)	Nalepa A. (20)	Udager A. (10)
12/3/2025	CES	1	2	Anday C. (8)	Langrock E. (22)	
12/3/2025	DVY	2	1	Hescheles D. (8)		
12/3/2025	FDB	1	1	Weiler C. (15)	Hattie M. (12)	Oxender A. (17)
12/3/2025	FDB	2	2	Weiler C. (15)	Oxender A. (17)	Hattie M. (12)
12/3/2025	FTN	1	1	Montalban A. (14)	Foster D. (4)	
12/3/2025	FTN	2	2	Montalban A. (14)	McBride R. (8)	Ideson R. (9)
12/3/2025	FTN	2	3	Ideson R. (9)	Montalban A. (14)	Rothhaar D. (15)
12/3/2025	JET	1	1	Crawford M. (10)		
12/3/2025	KNT	2	1	Opsahl Jeff (15)		
12/3/2025	KNT	2	2	Baalrud S. (6)	Stevens D. (8)	Peterson S. (14)
12/3/2025	KNT	2	3	Opsahl Jeff (15)	Sub (17)	Pawlowski B. (7)
12/3/2025	NPB	1	1	Baalrud S. (25)	Marentette B. (9)	
12/3/2025	NPB	1	2	Aliff D. (8)	Baalrud S. (25)	
12/3/2025	NPB	2	3	Grant J. (10)	Schroeder B. (22)	

*Sub Rating Change for Playoff and Finals; Period: 4=Overtime; 5=Shootout

Rostered and NonRostered Subs

Winter 2025
December 4, 2025

Date	GameType	Team	Rostered Players			Sub Player		Status	
			Name	Jersey	Draft No	Name	Jersey		Draft No
12/3/2025	Regular	AAR	Jilek J.	13	17	Ideson R.	4	16	Rostered
12/3/2025	Regular	AAR	Vaughn C.	97	27	Rothhaar D.	22	26	Rostered
12/3/2025	Regular	AAR	Bartolacci A.	12	44	Lewis J.	7	42	Rostered
12/3/2025	Regular	AAR	Pokorney M.	9	57	Ellies B.	119	58	Rostered
12/3/2025	Regular	AAR	Lynn K.	40	97	Copp A.	2	95	Rostered
12/3/2025	Regular	AST	DeWolfe T.	19	41	Hall E.	7	28	Rostered
12/3/2025	Regular	AWR							
12/3/2025	Regular	CES	Joffe E.	40	15	Udager A.	10	14	Rostered
12/3/2025	Regular	CES	Barnes J.	199	35	Hensel M.	299	37	NonRostered
12/3/2025	Regular	CES	O'Brien C.	5	55	Spence J	23	55	NonRostered
12/3/2025	Regular	DVY	Nilsson J.	11	7	Baalrud S.	18	10	Rostered
12/3/2025	Regular	DVY	Hutton C.	16	104	Marine J.	15	105	NonRostered
12/3/2025	Regular	FDB	Dickinson G.	5	3	Hattie M.	12	2	Rostered
12/3/2025	Regular	FDB	Blackburn R.	4	78	Hula A.	25	80	Rostered
12/3/2025	Regular	FTN	O'Brien M.	12	5	Montalban A.	14	4	Rostered
12/3/2025	Regular	FTN	Cieciak C.	199	36	Schroeder D.	299	40	Rostered
12/3/2025	Regular	FTN	Yanca J.	6	85	Oppitz E.	11	85	NonRostered
12/3/2025	Regular	JET	Perkins T.	7	69	Langrock E.	2	66	Rostered
12/3/2025	Regular	JET	Roberts J.	3	89	Peal D.	14	86	Rostered
12/3/2025	Regular	JET	Frantzeskakis F	6	102	Sleamon D.	15	100	NonRostered
12/3/2025	Regular	KNT	Maltese C.	13	8	Stevens D.	8	9	Rostered
12/3/2025	Regular	KNT	Allen C.	10	13	Baalrud S.	6	10	Rostered
12/3/2025	Regular	KNT	Boutin J.	2	73	Navarre G.	9	74	Rostered
12/3/2025	Regular	NPB	Verburg A.	199	31	Ciatti A.	299	32	NonRostered
12/3/2025	Regular	NPB	Talusan P.	24	101	Schroeder B.	22	100	Rostered

AAMHL Goals by player

Winter 2025

December 4, 2025

All = Reg Season + Playoff; PO = Playoff only; SB = Substitute only; SO = Shootout

Team Name	All	PO	SB	SO	Team Name	All	PO	SB	SO	Team Name	All	PO	SB	SO
AAR Jilek J. (13)	5	0	0	0	CES Frusti P. (7)	1	0	0	0	FTN Cieciek C. (199)	0	0	0	0
AAR Montalban (8)	4	0	3	0	CES Nalepa A. (20)	1	0	0	0	FTN Foster M. (10)	0	0	0	0
AAR Barnes P. (28)	1	0	0	0	CES Peal D. (27)	1	0	0	0	FTN Rothhaar D (15)	0	0	0	0
AAR Bartolacci (12)	1	0	2	0	CES Stefan A. (16)	1	0	0	0	JET Porter J. (8)	4	0	0	0
AAR Dillen K. (19)	1	0	0	0	CES Barnes J. (199)	0	0	0	0	JET Stevens D. (9)	4	0	1	0
AAR Lynn K. (40)	1	0	0	0	CES Copp A. (9)	0	0	0	0	JET Bogard S. (13)	2	0	0	0
AAR Vaughn C. (97)	1	0	0	0	CES O'Brien C. (5)	0	0	0	0	JET Crawford M (10)	2	0	0	0
AAR Greene S. (199)	0	0	0	0	DVY Hescheles (8)	2	0	0	0	JET Black S. (12)	1	0	0	0
AAR Lobdell G. (16)	0	0	0	0	DVY Hutton C. (16)	2	0	0	0	JET Joffe M. (4)	1	0	0	0
AAR Pokorney M (9)	0	0	0	0	DVY Nilsson J. (11)	2	0	0	0	JET Perkins T. (7)	1	0	0	0
AAR Schueler D (17)	0	0	0	0	DVY Perry B. (7)	2	0	0	0	JET Snyder J. (5)	1	0	1	0
AST Barden A. (3)	3	0	0	0	DVY Udager A. (20)	2	0	0	0	JET Frantzeska (6)	0	0	0	0
AST Erps S. (9)	3	0	0	0	DVY Bourne B. (10)	1	0	0	0	JET Roberts J. (3)	0	0	1	0
AST Huntzicker (21)	3	0	0	0	DVY Carlson C. (9)	1	0	0	0	JET Stoller C. (199)	0	0	0	0
AST Mills J. (22)	3	0	0	0	DVY Caruso M. (17)	1	0	1	0	KNT Maltese C. (13)	3	0	1	0
AST Was A. (17)	3	0	0	0	DVY Fisher J. (19)	0	0	0	0	KNT Opsahl Jef (15)	3	0	0	0
AST Kless J. (8)	2	0	0	0	DVY Navarre G. (12)	0	0	0	0	KNT Pawlowski (7)	3	0	0	0
AST DeWolfe T. (19)	1	0	0	0	DVY Weiler M. (199)	0	0	0	0	KNT Allen C. (10)	2	0	1	0
AST Hula A. (11)	1	0	0	0	FDB Weiler C. (15)	5	0	0	0	KNT Wells S. (3)	1	0	0	0
AST Waltz S. (18)	1	0	0	0	FDB Sarosi M. (6)	3	0	0	0	KNT Boutin J. (2)	0	0	0	0
AST Schroeder (4)	0	0	0	0	FDB Dickinson (5)	2	0	0	0	KNT Forward J. (5)	0	0	0	0
AST Schroeder (199)	0	0	0	0	FDB Grantham L (11)	2	0	0	0	KNT Heald D. (11)	0	0	0	0
AWR Lewis J. (69)	5	0	0	0	FDB Hall E. (10)	2	0	0	0	KNT Nesbitt R. (12)	0	0	0	0
AWR Joffe Brya (22)	4	0	0	0	FDB Oxender A. (17)	2	0	1	0	KNT Parks C. (199)	0	0	0	0
AWR Hattie M. (40)	2	0	2	0	FDB Ellies B. (14)	1	0	0	0	KNT Peterson S (14)	0	0	0	0
AWR Clavier A. (9)	1	0	0	0	FDB McClelland (16)	1	0	0	0	NPB Marentette (9)	5	0	0	0
AWR Gilson T. (12)	1	0	0	0	FDB Blackburn (4)	0	0	0	0	NPB Aliff D. (8)	3	0	0	0
AWR Wilkins F. (19)	1	0	1	0	FDB Cramer M. (199)	0	0	0	0	NPB Holmstrom (16)	3	0	0	0
AWR Daum K. (199)	0	0	0	0	FDB Gregory E. (7)	0	0	0	0	NPB Baalrud S. (25)	2	0	1	0
AWR Edwards S. (14)	0	0	0	0	FTN O'Brien M. (12)	6	0	0	0	NPB Jefferson (19)	2	0	0	0
AWR Fitzpatric (7)	0	0	0	0	FTN Ideson R. (9)	5	0	1	0	NPB Erps R. (14)	1	0	0	0
AWR Johnson A. (4)	0	0	0	0	FTN Foster D. (4)	3	0	0	0	NPB Grant J. (10)	1	0	0	0
AWR Paterson A (3)	0	0	0	0	FTN McBride R. (8)	3	0	0	0	NPB Rouse C. (7)	1	0	0	0
CES Klempay T. (6)	5	0	0	0	FTN Kessler S. (5)	2	0	0	0	NPB Joshi C. (12)	0	0	0	0
CES Langrock E (22)	4	0	0	0	FTN Ahlquist S (7)	1	0	0	0	NPB Talusan P. (24)	0	0	2	0
CES Joffe E. (40)	3	0	0	0	FTN Crichton J (42)	1	0	0	0	NPB Verburg A. (199)	0	0	0	0
CES Anday C. (8)	1	0	0	0	FTN Yanca J. (6)	1	0	0	0					

AAMHL Assists by player

Winter 2025

December 4, 2025

All = Reg Season + Playoff; PO = Playoff only; SB = Substitute only

<i>Team</i>	<i>Name</i>	<i>All</i>	<i>PO</i>	<i>SB</i>	<i>Team</i>	<i>Name</i>	<i>All</i>	<i>PO</i>	<i>SB</i>	<i>Team</i>	<i>Name</i>	<i>All</i>	<i>PO</i>	<i>SB</i>
AAR	Jilek J. (13)	3	0	0	CES	Nalepa A. (20)	3	0	0	FTN	Yanca J. (6)	1	0	0
AAR	Montalban (8)	2	0	2	CES	Frusti P. (7)	2	0	0	FTN	Cieciak C. (199)	0	0	0
AAR	Barnes P. (28)	1	0	0	CES	O'Brien C. (5)	1	0	0	FTN	Foster M. (10)	0	0	0
AAR	Bartolacci (12)	1	0	0	CES	Stefan A. (16)	1	0	0	JET	Stevens D. (9)	5	0	4
AAR	Dillen K. (19)	1	0	0	CES	Barnes J. (199)	0	0	0	JET	Black S. (12)	3	0	0
AAR	Lynn K. (40)	1	0	0	CES	Copp A. (9)	0	0	1	JET	Crawford M (10)	3	0	0
AAR	Greene S. (199)	0	0	0	CES	Peal D. (27)	0	0	0	JET	Joffe M. (4)	2	0	0
AAR	Lobdell G. (16)	0	0	0	DVY	Nilsson J. (11)	5	0	0	JET	Perkins T. (7)	2	0	1
AAR	Pokorney M (9)	0	0	0	DVY	Perry B. (7)	3	0	0	JET	Porter J. (8)	2	0	0
AAR	Schueler D (17)	0	0	0	DVY	Udager A. (20)	3	0	1	JET	Frantzeska (6)	1	0	0
AAR	Vaughn C. (97)	0	0	1	DVY	Caruso M. (17)	1	0	0	JET	Bogard S. (13)	0	0	0
AST	Erps S. (9)	6	0	0	DVY	Hescheles (8)	1	0	1	JET	Roberts J. (3)	0	0	0
AST	Was A. (17)	5	0	0	DVY	Navarre G. (12)	1	0	0	JET	Snyder J. (5)	0	0	0
AST	Huntzicker (21)	4	0	0	DVY	Bourne B. (10)	0	0	0	JET	Stoller C. (199)	0	0	0
AST	Mills J. (22)	3	0	0	DVY	Carlson C. (9)	0	0	0	KNT	Maltese C. (13)	4	0	0
AST	Barden A. (3)	2	0	0	DVY	Fisher J. (19)	0	0	0	KNT	Peterson S (14)	3	0	0
AST	Kless J. (8)	2	0	0	DVY	Hutton C. (16)	0	0	0	KNT	Heald D. (11)	2	0	0
AST	Hula A. (11)	1	0	0	DVY	Weiler M. (199)	0	0	0	KNT	Pawlowski (7)	2	0	0
AST	Waltz S. (18)	1	0	0	FDB	Oxender A. (17)	4	0	1	KNT	Allen C. (10)	1	0	0
AST	DeWolfe T. (19)	0	0	0	FDB	Dickinson (5)	3	0	0	KNT	Forward J. (5)	1	0	0
AST	Schroeder (4)	0	0	1	FDB	Ellies B. (14)	3	0	1	KNT	Wells S. (3)	1	0	0
AST	Schroeder (199)	0	0	0	FDB	Grantham L (11)	3	0	0	KNT	Boutin J. (2)	0	0	0
AWR	Hattie M. (40)	6	0	3	FDB	Weiler C. (15)	3	0	0	KNT	Nesbitt R. (12)	0	0	0
AWR	Lewis J. (69)	5	0	1	FDB	Blackburn (4)	2	0	0	KNT	Opsahl Jef (15)	0	0	0
AWR	Edwards S. (14)	1	0	0	FDB	McClelland (16)	2	0	0	KNT	Parks C. (199)	0	0	0
AWR	Johnson A. (4)	1	0	0	FDB	Gregory E. (7)	1	0	0	NPB	Talusan P. (24)	3	0	1
AWR	Clavier A. (9)	0	0	0	FDB	Sarosi M. (6)	1	0	0	NPB	Holmstrom (16)	2	0	0
AWR	Daum K. (199)	0	0	0	FDB	Cramer M. (199)	0	0	0	NPB	Jefferson (19)	2	0	0
AWR	Fitzpatric (7)	0	0	0	FDB	Hall E. (10)	0	0	0	NPB	Joshi C. (12)	2	0	0
AWR	Gilson T. (12)	0	0	0	FTN	McBride R. (8)	6	0	0	NPB	Marentette (9)	2	0	0
AWR	Joffe Brya (22)	0	0	1	FTN	Foster D. (4)	4	0	0	NPB	Aliff D. (8)	1	0	0
AWR	Paterson A (3)	0	0	0	FTN	Ideson R. (9)	4	0	0	NPB	Baalrud S. (25)	1	0	0
AWR	Wilkins F. (19)	0	0	2	FTN	O'Brien M. (12)	4	0	0	NPB	Erps R. (14)	0	0	1
CES	Anday C. (8)	4	0	0	FTN	Kessler S. (5)	2	0	1	NPB	Grant J. (10)	0	0	0
CES	Joffe E. (40)	4	0	0	FTN	Rothhaar D (15)	2	0	0	NPB	Rouse C. (7)	0	0	0
CES	Langrock E (22)	4	0	1	FTN	Ahlquist S (7)	1	0	0	NPB	Verburg A. (199)	0	0	0
CES	Klempay T. (6)	3	0	0	FTN	Crichton J (42)	1	0	0					

AAMHL Points by player

Winter 2025

December 4, 2025

All = Reg Season + Playoff; PO = Playoff only; SB = Substitute only

<i>Team</i>	<i>Name</i>	<i>All</i>	<i>PO</i>	<i>SB</i>	<i>Team</i>	<i>Name</i>	<i>All</i>	<i>PO</i>	<i>SB</i>	<i>Team</i>	<i>Name</i>	<i>All</i>	<i>PO</i>	<i>SB</i>
AAR	Jilek J. (13)	8	0	0	CES	Nalepa A. (20)	4	0	0	FTN	Yanca J. (6)	2	0	0
AAR	Montalban (8)	6	0	5	CES	Frusti P. (7)	3	0	0	FTN	Cieciak C. (199)	0	0	0
AAR	Barnes P. (28)	2	0	0	CES	Stefan A. (16)	2	0	0	FTN	Foster M. (10)	0	0	0
AAR	Bartolacci (12)	2	0	2	CES	O'Brien C. (5)	1	0	0	JET	Stevens D. (9)	9	0	5
AAR	Dillen K. (19)	2	0	0	CES	Peal D. (27)	1	0	0	JET	Porter J. (8)	6	0	0
AAR	Lynn K. (40)	2	0	0	CES	Barnes J. (199)	0	0	0	JET	Crawford M (10)	5	0	0
AAR	Vaughn C. (97)	1	0	1	CES	Copp A. (9)	0	0	1	JET	Black S. (12)	4	0	0
AAR	Greene S. (199)	0	0	0	DVY	Nilsson J. (11)	7	0	0	JET	Joffe M. (4)	3	0	0
AAR	Lobdell G. (16)	0	0	0	DVY	Perry B. (7)	5	0	0	JET	Perkins T. (7)	3	0	1
AAR	Pokorney M (9)	0	0	0	DVY	Udager A. (20)	5	0	1	JET	Bogard S. (13)	2	0	0
AAR	Schueler D (17)	0	0	0	DVY	Hescheles (8)	3	0	1	JET	Frantzeska (6)	1	0	0
AST	Erps S. (9)	9	0	0	DVY	Caruso M. (17)	2	0	1	JET	Snyder J. (5)	1	0	1
AST	Was A. (17)	8	0	0	DVY	Hutton C. (16)	2	0	0	JET	Roberts J. (3)	0	0	1
AST	Huntzicker (21)	7	0	0	DVY	Bourne B. (10)	1	0	0	JET	Stoller C. (199)	0	0	0
AST	Mills J. (22)	6	0	0	DVY	Carlson C. (9)	1	0	0	KNT	Maltese C. (13)	7	0	1
AST	Barden A. (3)	5	0	0	DVY	Navarre G. (12)	1	0	0	KNT	Pawlowski (7)	5	0	0
AST	Kless J. (8)	4	0	0	DVY	Fisher J. (19)	0	0	0	KNT	Allen C. (10)	3	0	1
AST	Hula A. (11)	2	0	0	DVY	Weiler M. (199)	0	0	0	KNT	Opsahl Jef (15)	3	0	0
AST	Waltz S. (18)	2	0	0	FDB	Weiler C. (15)	8	0	0	KNT	Peterson S (14)	3	0	0
AST	DeWolfe T. (19)	1	0	0	FDB	Oxender A. (17)	6	0	2	KNT	Heald D. (11)	2	0	0
AST	Schroeder (4)	0	0	1	FDB	Dickinson (5)	5	0	0	KNT	Wells S. (3)	2	0	0
AST	Schroeder (199)	0	0	0	FDB	Grantham L (11)	5	0	0	KNT	Forward J. (5)	1	0	0
AWR	Lewis J. (69)	10	0	1	FDB	Ellies B. (14)	4	0	1	KNT	Boutin J. (2)	0	0	0
AWR	Hattie M. (40)	8	0	5	FDB	Sarosi M. (6)	4	0	0	KNT	Nesbitt R. (12)	0	0	0
AWR	Joffe Brya (22)	4	0	1	FDB	McClelland (16)	3	0	0	KNT	Parks C. (199)	0	0	0
AWR	Clavier A. (9)	1	0	0	FDB	Blackburn (4)	2	0	0	NPB	Marentette (9)	7	0	0
AWR	Edwards S. (14)	1	0	0	FDB	Hall E. (10)	2	0	0	NPB	Holmstrom (16)	5	0	0
AWR	Gilson T. (12)	1	0	0	FDB	Gregory E. (7)	1	0	0	NPB	Aliff D. (8)	4	0	0
AWR	Johnson A. (4)	1	0	0	FDB	Cramer M. (199)	0	0	0	NPB	Jefferson (19)	4	0	0
AWR	Wilkins F. (19)	1	0	3	FTN	O'Brien M. (12)	10	0	0	NPB	Baalrud S. (25)	3	0	1
AWR	Daum K. (199)	0	0	0	FTN	Ideson R. (9)	9	0	1	NPB	Talusan P. (24)	3	0	3
AWR	Fitzpatric (7)	0	0	0	FTN	McBride R. (8)	9	0	0	NPB	Joshi C. (12)	2	0	0
AWR	Paterson A (3)	0	0	0	FTN	Foster D. (4)	7	0	0	NPB	Erps R. (14)	1	0	1
CES	Klempay T. (6)	8	0	0	FTN	Kessler S. (5)	4	0	1	NPB	Grant J. (10)	1	0	0
CES	Langrock E (22)	8	0	1	FTN	Ahlquist S (7)	2	0	0	NPB	Rouse C. (7)	1	0	0
CES	Joffe E. (40)	7	0	0	FTN	Crichton J (42)	2	0	0	NPB	Verburg A. (199)	0	0	0
CES	Anday C. (8)	5	0	0	FTN	Rothhaar D (15)	2	0	0					

AAMHL Penalties by player

Winter 2025

December 4, 2025

<i>Team</i>	<i>Name</i>	<i>Total</i>	<i>Category</i>	<i>Team</i>	<i>Name</i>	<i>Total</i>	<i>Category</i>	<i>Team</i>	<i>Name</i>	<i>Total</i>	<i>Category</i>
AAR	Barnes P.	0	Conformist	CES	Joffe E.	0	Conformist	FTN	O'Brien M.	0	Conformist
AAR	Bartolacci A.	0	Conformist	CES	Klempay T.	0	Conformist	FTN	Rothhaar D.	0	Conformist
AAR	Dillen K.	0	Conformist	CES	Langrock E.	0	Conformist	FTN	Yanca J.	0	Conformist
AAR	Greene S.	0	Conformist	CES	Nalepa A.	0	Conformist	JET	Black S.	1	Checker
AAR	Jilek J.	0	Conformist	CES	O'Brien C.	0	Conformist	JET	Bogard S.	0	Conformist
AAR	Lobdell G.	1	Tripper	CES	Peal D.	0	Conformist	JET	Crawford M.	1	Checker
AAR	Lynn K.	0	Conformist	CES	Stefan A.	0	Conformist	JET	Frantzeskakis P	0	Conformist
AAR	Montalban A.	0	Conformist	DVY	Bourne B.	1	Hooker	JET	Joffe M.	0	Conformist
AAR	Pokorney M.	0	Conformist	DVY	Carlson C.	0	Conformist	JET	Perkins T.	0	Conformist
AAR	Schueler D.	1	Tripper	DVY	Caruso M.	0	Conformist	JET	Porter J.	0	Conformist
AAR	Vaughn C.	0	Conformist	DVY	Fisher J.	0	Conformist	JET	Roberts J.	0	Conformist
AST	Barden A.	0	Conformist	DVY	Hescheles D.	0	Conformist	JET	Snyder J.	0	Conformist
AST	DeWolfe T.	0	Conformist	DVY	Hutton C.	0	Conformist	JET	Stevens D.	0	Conformist
AST	Erps S.	2	Tripper	DVY	Navarre G.	0	Conformist	JET	Stoller C.	0	Conformist
AST	Hula A.	1	Checker	DVY	Nilsson J.	1	Tripper	KNT	Allen C.	0	Conformist
AST	Huntzicker D.	0	Conformist	DVY	Perry B.	1	Checker	KNT	Boutin J.	0	Conformist
AST	Kless J.	1	Tripper	DVY	Udager A.	1	Hooker	KNT	Forward J.	0	Conformist
AST	Mills J.	0	Conformist	DVY	Weiler M.	0	Conformist	KNT	Heald D.	0	Conformist
AST	Schroeder B.	0	Conformist	FDB	Blackburn R.	1	Tripper	KNT	Maltese C.	0	Conformist
AST	Schroeder D.	0	Conformist	FDB	Cramer M.	0	Conformist	KNT	Nesbitt R.	0	Conformist
AST	Waltz S.	1	Checker	FDB	Dickinson G.	0	Conformist	KNT	Opsahl Jeff	1	Tripper
AST	Was A.	1	Checker	FDB	Ellies B.	0	Conformist	KNT	Parks C.	0	Conformist
AWR	Clavier A.	0	Conformist	FDB	Grantham L.	0	Conformist	KNT	Pawlowski B.	1	Checker
AWR	Daum K.	0	Conformist	FDB	Gregory E.	0	Conformist	KNT	Peterson S.	0	Conformist
AWR	Edwards S.	0	Conformist	FDB	Hall E.	1	Hooker	KNT	Wells S.	1	Hooker
AWR	Fitzpatrick M.	0	Conformist	FDB	McClelland J.	1	Checker	NPB	Aliff D.	1	Checker
AWR	Gilson T.	1	Tripper	FDB	Oxender A.	0	Conformist	NPB	Baalrud S.	0	Conformist
AWR	Hattie M.	0	Conformist	FDB	Sarosi M.	1	Hooker	NPB	Erps R.	0	Conformist
AWR	Joffe Bryan	0	Conformist	FDB	Weiler C.	0	Conformist	NPB	Grant J.	0	Conformist
AWR	Johnson A.	0	Conformist	FTN	Ahlquist S.	1	Hooker	NPB	Holmstrom E.	0	Conformist
AWR	Lewis J.	0	Conformist	FTN	Cieciak C.	0	Conformist	NPB	Jefferson D.	0	Conformist
AWR	Paterson A.	0	Conformist	FTN	Crichton J.	0	Conformist	NPB	Joshi C.	0	Conformist
AWR	Wilkins F.	2	Tripper	FTN	Foster D.	1	Tripper	NPB	Marentette B.	0	Conformist
CES	Anday C.	0	Conformist	FTN	Foster M.	0	Conformist	NPB	Rouse C.	0	Conformist
CES	Barnes J.	0	Conformist	FTN	Ideson R.	0	Conformist	NPB	Talusan P.	0	Conformist
CES	Copp A.	1	Hooker	FTN	Kessler S.	0	Conformist	NPB	Verburg A.	0	Conformist
CES	Frusti P.	0	Conformist	FTN	McBride R.	0	Conformist				

Points Per Game By Year

Winter 2025

December 4, 2025

Name	Points per Game per Year				Trend	Name	Points per Game per Year				Trend	Name	Points per Game per Year				Trend
	2025	2024	2023	2022	Rank		2025	2024	2023	2022	Rank		2025	2024	2023	2022	Rank
Ahquist S.	0.46	0.63	0.92	0.73		Gilson T.	0.11	0.43	0.33	0.40		Nalepa A.	0.63	0.27	0.50	0.55	
Aliff D.	0.80	0.00	0.00	0.00		Grant J.	0.05	0.15	0.23	0.37		Navarre G.	0.09	0.24	0.13	0.34	
Allen C.	0.80	0.00	0.00	0.00		Grantham L.	0.50	0.50	0.64	0.60		Nesbitt R.	0.26	0.12	0.30	0.29	
Anday C.	1.25	0.00	0.00	0.00		Gregory E.	0.20	0.28	0.17	0.38		Nilsson J.	1.28	1.42	1.47	1.36	
Baalrud S.	0.88	1.00	0.00	0.00		Hall E.	0.50	0.85	1.00	1.00		O'Brien C.	0.39	0.45	0.27	0.38	
Barden A.	0.36	0.27	0.00	0.00		Hattie M.	1.63	0.00	0.00	0.00		O'Brien M.	1.58	1.16	1.58	1.39	
Barnes P.	0.19	0.43	0.35	0.24		Heald D.	0.30	0.32	0.18	0.18		Opsahl Jeff	0.39	0.31	0.28	0.63	
Bartolacci A.	0.73	0.58	0.00	0.00		Hescheles D.	0.74	0.70	0.57	0.58		Oxender A.	1.28	0.96	1.05	1.08	2
Black S.	0.80	0.00	0.00	0.00		Holmstrom E.	0.74	0.67	0.91	0.90		Paterson A.	0.24	0.36	0.14	0.33	
Blackburn R.	0.32	0.27	0.31	0.54		Hula A.	0.19	0.13	0.19	0.00		Pawlowski B.	0.57	0.68	0.38	0.49	
Bogard S.	0.32	0.40	0.26	0.43		Huntzicker D.	1.29	1.98	1.91	1.67		Peal D.	0.14	0.15	0.19	0.20	
Bourne B.	0.25	0.83	0.94	0.00		Hutton C.	0.35	0.36	0.37	0.33	4	Perkins T.	1.00	1.12	0.98	0.72	
Boutin J.	0.27	0.35	0.13	0.47		Ideson R.	1.14	0.00	0.00	0.00		Perry B.	0.50	0.74	0.89	1.00	
Carlson C.	1.06	1.08	0.91	1.31		Jefferson D.	0.72	0.89	0.96	0.69		Peterson S.	0.58	0.95	0.70	1.42	
Caruso M.	0.50	0.00	0.00	0.00		Jilek J.	1.19	1.02	0.00	0.00		Pokorney M.	1.31	0.90	0.78	0.80	1
Clavier A.	0.37	0.53	0.50	0.92		Joffe Bryan	0.54	0.60	0.00	0.00		Porter J.	1.14	0.73	1.29	1.16	
Copp A.	0.33	0.42	0.19	0.21		Joffe E.	1.20	1.41	1.02	1.16		Roberts J.	0.28	0.21	0.37	0.73	
Crawford M.	1.14	0.63	1.07	0.82		Joffe M.	0.45	0.78	0.59	1.10		Rothhaar D.	0.29	0.00	0.00	0.00	
Crichton J.	0.30	0.33	0.12	0.48		Johnson A.	0.11	0.14	0.16	0.18		Rouse C.	0.16	0.20	0.37	0.30	
DeWolfe T.	0.42	0.58	0.54	0.49		Joshi C.	0.40	0.00	0.00	0.00		Sarosi M.	0.35	0.29	0.42	0.30	
Dickinson G.	1.56	1.08	0.83	1.39		Kessler S.	0.52	0.39	0.25	0.52		Schroeder B.	0.20	0.00	0.00	0.00	
Dillen K.	0.44	0.46	0.00	0.53		Klempay T.	1.24	0.00	0.00	0.00		Schueler D.	0.25	0.36	0.33	0.50	
Edwards S.	0.35	0.23	0.68	0.59		Kless J.	0.43	0.36	0.48	0.38		Snyder J.	0.29	0.00	0.00	0.00	
Ellies B.	0.56	0.53	0.69	0.71		Langrock E.	0.63	0.63	0.35	0.00		Stefan A.	0.46	0.35	0.05	0.26	
Erps R.	0.19	0.16	0.19	0.30		Lewis J.	1.38	0.00	0.00	0.00		Stevens D.	1.47	1.40	1.20	1.33	
Erps S.	1.04	1.41	1.33	1.34		Lobdell G.	0.13	0.28	0.19	0.32		Talusan P.	0.50	0.16	0.47	0.31	
Fisher J.	0.05	0.09	0.12	0.12		Lynn K.	0.26	0.24	0.00	0.00		Udager A.	0.52	0.66	0.73	0.00	
Fitzpatrick M.	0.32	0.66	0.76	1.05		Maltese C.	1.20	1.39	1.77	0.00		Vaughn C.	0.33	0.85	0.41	1.23	
Forward J.	0.71	0.29	0.53	0.43		Marentette B.	1.40	0.00	0.00	0.00		Waltz S.	0.46	0.46	0.32	0.66	
Foster D.	0.74	0.78	1.03	1.23		McBride R.	1.00	0.53	0.54	0.67		Was A.	1.33	0.00	0.00	0.00	
Foster M.	0.22	0.25	0.22	0.24		McClelland J.	0.39	0.34	0.23	0.25		Weiler C.	1.22	1.15	0.98	1.00	
Frantzeskakis P.	0.52	0.38	0.24	0.42	3	Mills J.	1.20	0.00	0.00	0.00		Wells S.	0.65	1.11	0.57	0.94	
Frusti P.	1.06	1.12	1.82	1.42		Montalban A.	1.31	1.38	1.68	0.00		Wilkins F.	0.26	0.09	0.33	0.26	
												Yanca J.	0.50	0.00	0.00	0.00	

Trend Rank = A rank of the players with an increasing rate of the number of points per game per year over the last 5 years.

The rank number is based on the slope of a least-square linear fit to the last five years of points per game data for each player.

The lower the rank number the greater the rate of increase in points per game per year.

The quality of the fit (coefficient of determination) must be greater than 0.4 to be assigned a rank

Player points since 2006

Winter 2025

December 4, 2025

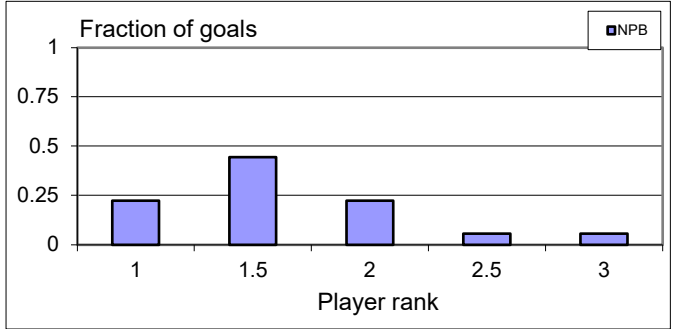
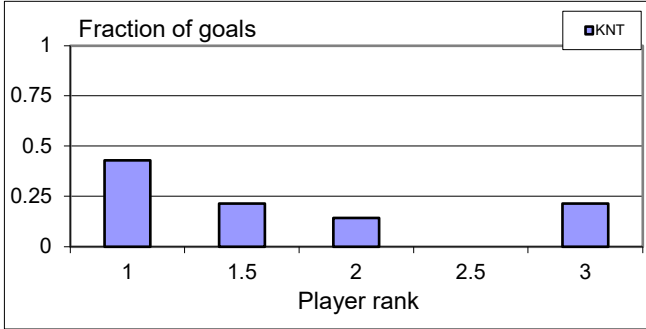
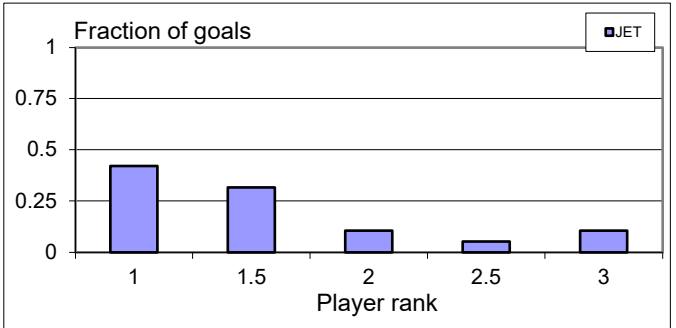
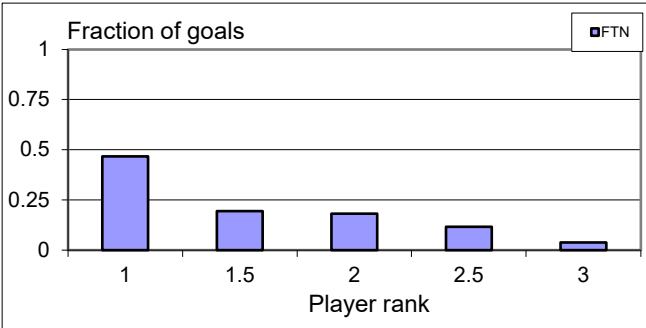
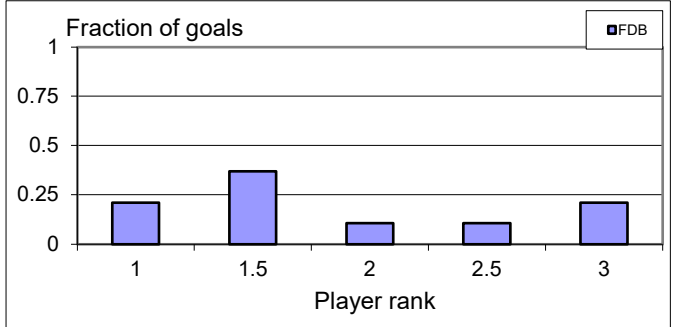
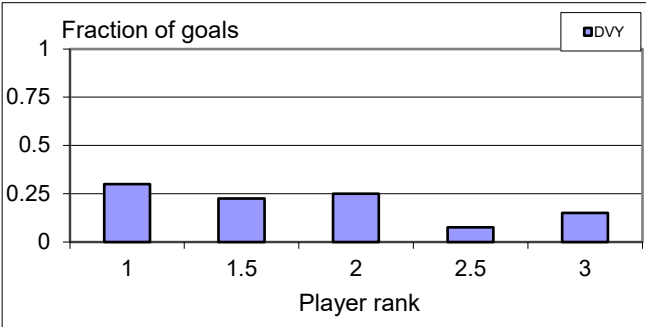
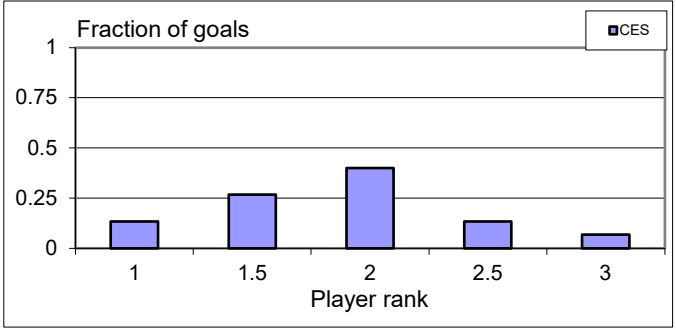
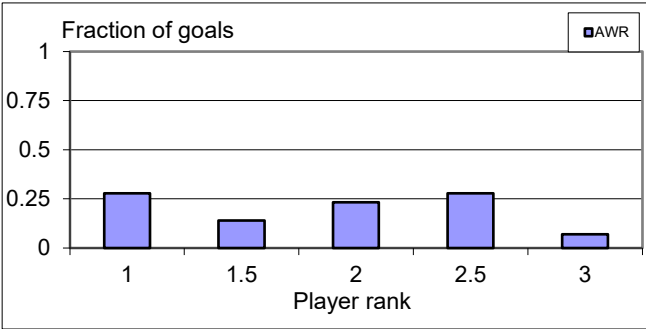
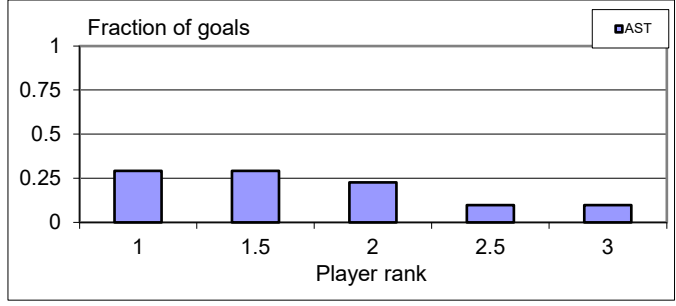
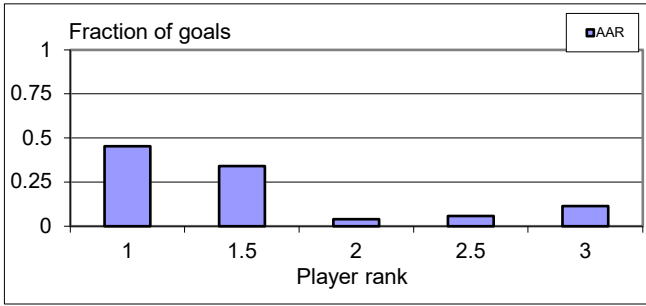
Name	Games	Goals	Asists	Points/Game	Name	Games	Goals	Asists	Points/Game	Name	Games	Goals	Asists	Points/Game
Ahlquist S.	208	63	85	0.71	Gilson T.	541	134	183	0.59	Nilsson J.	141	103	95	1.40
Aliff D.	5	3	1	0.80	Grant J.	186	10	40	0.27	O'Brien C.	397	46	163	0.53
Allen C.	4	2	1	0.75	Grantham L.	848	407	422	0.98	O'Brien M.	384	326	320	1.68
Anday C.	4	1	4	1.25	Greene S.	380	0	0	0.00	Opsahl Jeff	421	202	217	1.00
Baalrud S.	43	27	13	0.93	Gregory E.	317	59	105	0.52	Oxender A.	182	95	86	0.99
Barden A.	49	7	7	0.29	Hall E.	276	168	139	1.11	Parks C.	154	0	6	0.04
Barnes J.	685	0	14	0.02	Hattie M.	25	13	29	1.68	Paterson A.	271	34	73	0.39
Barnes P.	917	218	367	0.64	Heald D.	229	14	46	0.26	Pawlowski B.	244	87	66	0.63
Bartolacci A.	61	25	18	0.70	Hescheles D.	244	90	78	0.69	Peal D.	471	43	95	0.29
Black S.	5	1	3	0.80	Holmstrom E.	336	203	144	1.03	Perkins T.	240	129	110	1.00
Blackburn R.	320	78	103	0.57	Hula A.	100	6	11	0.17	Perry B.	576	297	408	1.22
Bogard S.	801	251	281	0.66	Huntzicker D.	370	451	282	1.98	Peterson S.	373	151	194	0.92
Bourne B.	64	21	34	0.86	Hutton C.	240	50	59	0.45	Pokorney M.	807	592	462	1.31
Boutin J.	720	176	259	0.60	Ideson R.	20	10	14	1.20	Porter J.	186	152	93	1.32
Carlson C.	229	180	127	1.34	Jefferson D.	178	92	67	0.89	Roberts J.	465	95	187	0.61
Caruso M.	5	1	1	0.40	Jilek J.	61	39	29	1.11	Rothhaar D.	5	0	2	0.40
Cieciak C.	440	1	9	0.02	Joffe Bryan	66	20	18	0.58	Rouse C.	200	13	40	0.27
Clavier A.	335	137	153	0.87	Joffe E.	447	424	256	1.52	Sarosi M.	775	180	223	0.52
Copp A.	401	22	155	0.44	Joffe M.	446	233	302	1.20	Schroeder B.	4	0	0	0.00
Cramer M.	190	0	1	0.01	Johnson A.	763	15	149	0.21	Schroeder D.	609	2	6	0.01
Crawford M.	195	85	96	0.93	Joshi C.	5	0	2	0.40	Schueler D.	604	86	210	0.49
Crichton J.	792	251	285	0.68	Kessler S.	383	76	95	0.45	Snyder J.	5	1	0	0.20
Daum K.	45	0	0	0.00	Klempay T.	21	14	12	1.24	Stefan A.	419	58	80	0.33
DeWolfe T.	421	167	183	0.83	Kless J.	498	79	129	0.42	Stevens D.	202	162	126	1.43
Dickinson G.	130	87	60	1.13	Langrock E.	83	16	29	0.54	Stoller C.	181	0	0	0.00
Dillen K.	88	16	25	0.47	Lewis J.	6	5	5	1.67	Talusan P.	142	21	27	0.34
Edwards S.	221	28	71	0.45	Lobdell G.	345	57	91	0.43	Udager A.	109	29	47	0.70
Ellies B.	308	111	105	0.70	Lynn K.	62	7	8	0.24	Vaughn C.	307	136	112	0.81
Erps R.	352	30	71	0.29	Maltese C.	81	67	48	1.42	Verburg A.	207	0	0	0.00
Erps S.	776	655	496	1.48	Marentette B.	5	5	2	1.40	Waltz S.	209	60	46	0.51
Fisher J.	732	13	155	0.23	McBride R.	182	56	70	0.69	Was A.	6	3	5	1.33
Fitzpatrick M.	488	248	210	0.94	McClelland J.	879	109	296	0.46	Weiler C.	151	82	78	1.06
Forward J.	693	241	316	0.80	Mills J.	5	3	3	1.20	Weiler M.	71	0	0	0.00
Foster D.	510	335	257	1.16	Montalban A.	81	55	58	1.40	Wells S.	179	99	66	0.92
Foster M.	489	40	95	0.28	Nalepa A.	215	29	67	0.45	Wilkins F.	164	22	26	0.29
Frantzeskakis P.	729	84	228	0.43	Navarre G.	619	164	175	0.55	Yanca J.	4	1	1	0.50
Frusti P.	204	186	121	1.50	Nesbitt R.	184	17	49	0.36					

*Games = Total number of possible games played starting in September 2006 including games played as a substitute.

Goals by Ranking

Winter 2025

December 4, 2025



Goals are normalized by the number of players at each rank level.