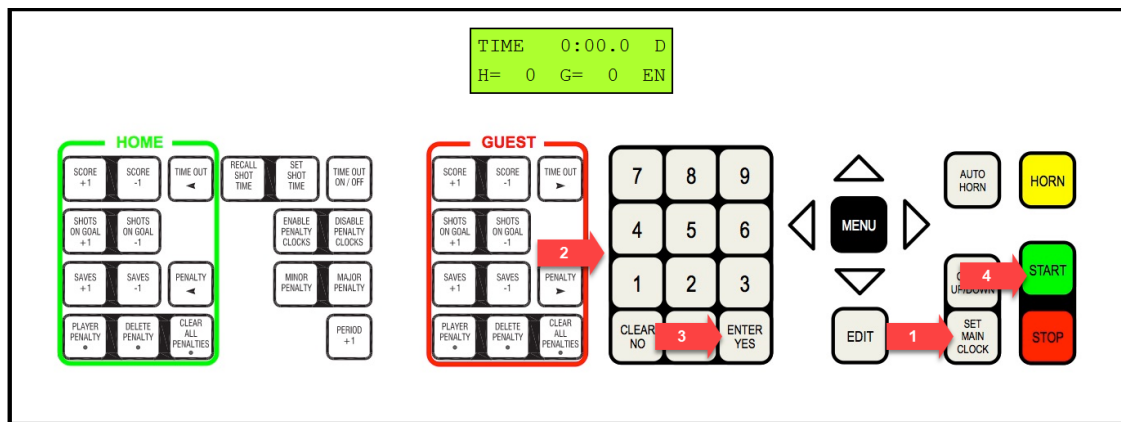


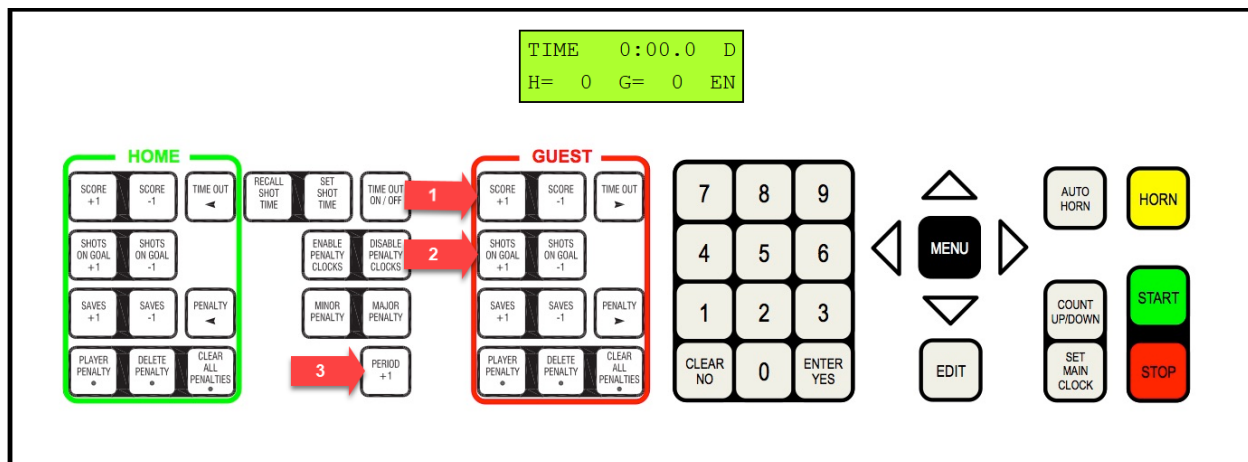
## Setting up the Clock



1. Press **SET MAIN CLOCK** button
2. Enter the time digits as mm ss ms on the *numbering pad*
  - a. For ex. 12:00 press **1 2 0 0**
  - b. For ex. 15:00 press **1 5 0 0**
3. Press **ENTER** button – time will display
4. Press **START** button to start the clock
5. Press **STOP** button to stop the clock

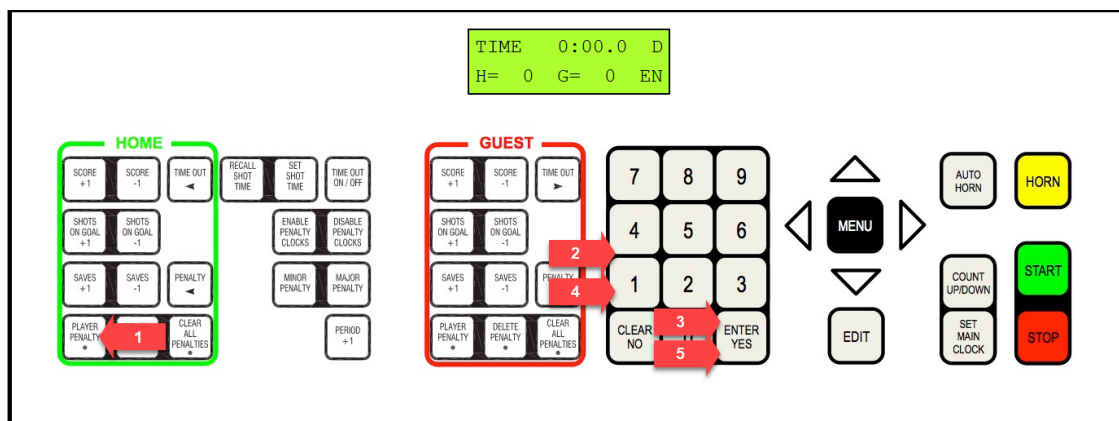
*Note: when the clock runs down to 0, the horn will automatically sound*

## Basics



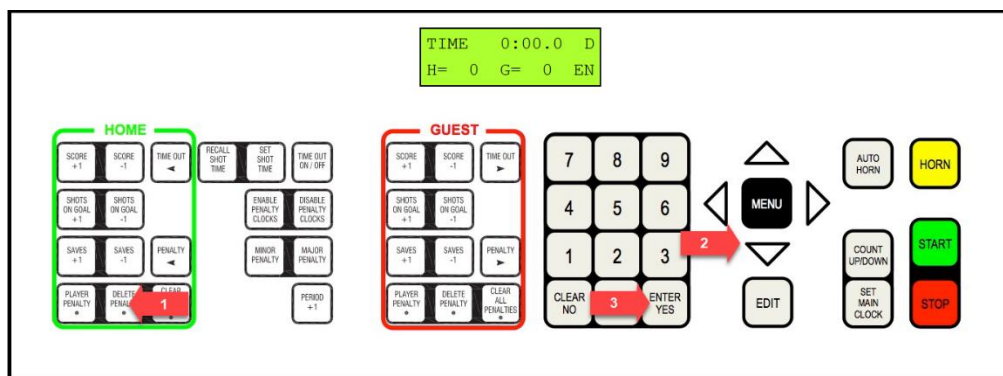
1. Increase and decrease home and guest score
  - a. Press **SCORE** button +1/-1 for **HOME** & **GUEST**
2. Increase and decrease home and guest shots
  - a. Press **SHOTS ON GOAL** button +1/-1 for **HOME** & **GUEST**
3. Increment period
  - a. Press **PERIOD +1** button
  - b. Note: *if you advance too far, keep pressing, it will cycle back after 9*

## Add Penalty to Scoreboard



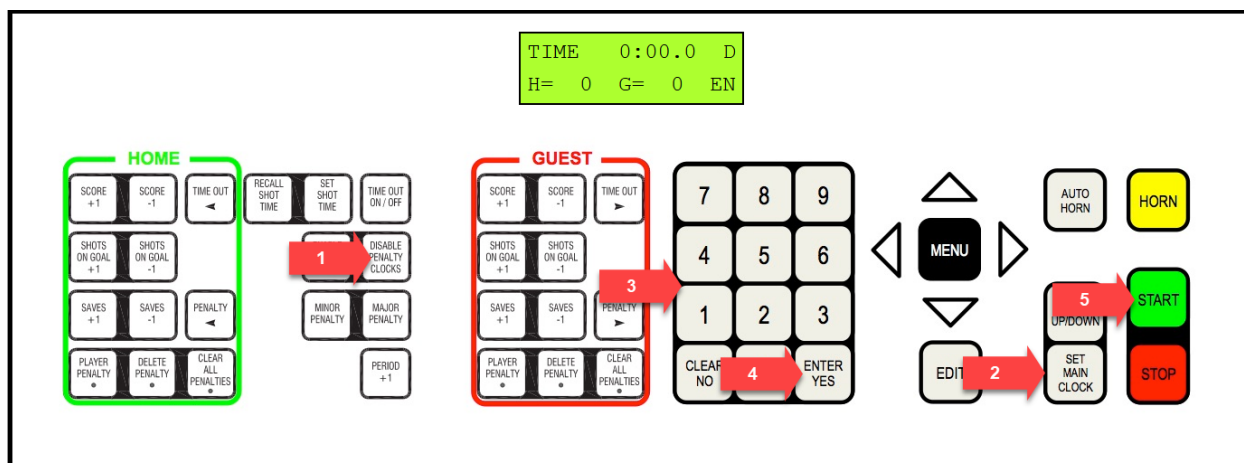
1. Press **PLAYER PENALTY** button on the respective **home** or **away** section (watch the prompts on display)
2. Use *numbering pad* to enter player number
  - a. For single jersey number enter the number only, instead of 05 or 005.
3. Press the **ENTER** button to accept player number
4. Press the **CLEAR** button to adjust penalty time (*m ss*) it defaults to 2:00
  - a. If periods are 12:00 mins or less, then penalty time to be 1:00
    - i. Press **1 0 0**
    - ii. press **ENTER** button
  - b. If periods are 17:00 mins then penalty time to be 1:30
    - i. Press **1 3 0**
    - ii. press **ENTER** button
  - c. If periods are 20:00 mins then penalty time to be 2:00
    - i. Press **ENTER** button as 2:00 is the default
  - d. If penalty is a major, then add penalty time based on referee guidance
    - i. for ex. 5:00 press **5 0 0**
    - ii. press **ENTER** button.
5. Penalty should now appear on the board

## Remove Penalty to Scoreboard



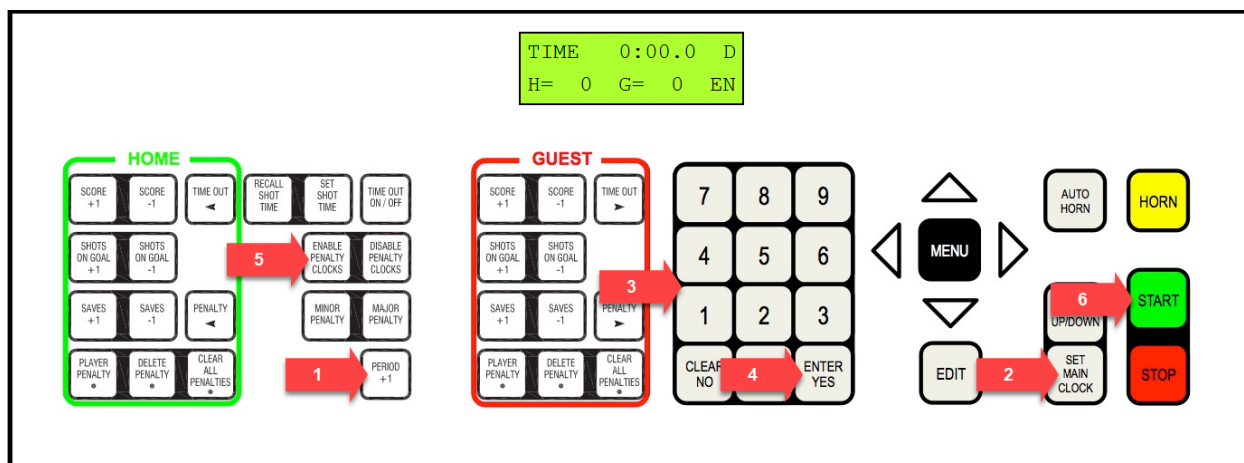
1. Press the **DELETE PENALTY** button the display will default to first active penalty
2. Use the **UP/DOWN ARROWS** to select penalty to remove
3. Press the **ENTER** button to accept

## End of Period (Prepare for intermission)



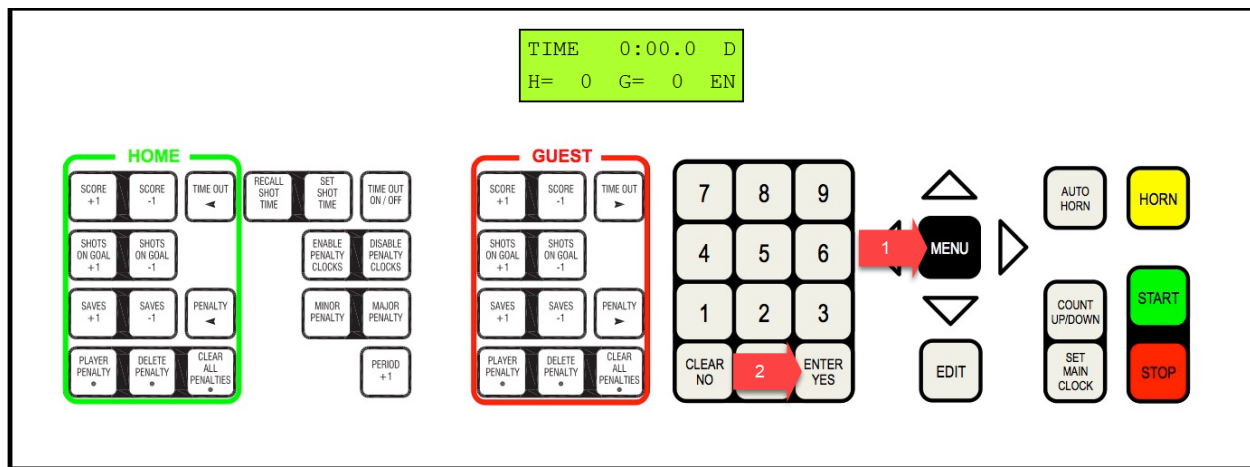
1. Press the **DISABLE PENALTY CLOCKS** button (you don't want the penalties to run during intermission!)
2. Press the **SET MAIN CLOCK** button to set intermission time amount
3. Enter the time digits as mm ss ms on the *numbering pad*
  - a. For ex. 1:00 press **1 0 0 0**
4. Press the **ENTER** button to set the time
5. Press the **START** button to start the clock

### Beginning of Next Period



1. Press the **PERIOD +1** button
2. Press the **SET MAIN CLOCK** button and set your time
3. Enter the time digits as mm ss ms on the *numbering pad*
  - a. For ex. 12:00 press **1 2 0 0 0**
4. Press the **ENTER** button to set the clock
5. Press the **ENABLE PENALTY CLOCKS** to resume penalties at the start of the clock
6. Press the **START** button to begin clock

### Resetting Clock for Next Game



1. Press **MENU** button
  - a. This will prompt "*NEW GAME?*"
2. Press **ENTER YES** button
  - a. This resets the scoreboard back to 0 with goals, shots, clock, etc.