

SHSAA Curling: Volunteer Guide for Verifying Proof of Vaccination

Event Protocols

- All patrons of the facility are required to be **fully vaccinated** or provide a **negative test**.

Masking

Warm side of glass:

- Everyone is required to wear a mask except while seated at a table eating or drinking.

Cold side of glass:

- Coaches and officials must be masked
- Ice Technicians are required to wear masks during ice preparation
- Masks are required during on ice ceremonies

What is considered Fully Vaccinated?




- Participants aged 12 and over must be able to verify they **have received two doses of a Health Canada approved Vaccine 14 days prior** to the start of the activity.
- Health Canada Approved: Pfizer, Moderna or AstraZeneca vaccines (or a mixture of two) or a single dose of Johnson and Johnson.

Proof of Vaccination for Students and Team Personnel

- It is the responsibility of the school to verify vaccination status or negative test.

Best Practices to Verify Proof of Vaccination for Spectators

- Stamp hands of all those who provide valid proof of Vaccination or negative test upon facility entry.
- Complete a **visual verification of proof of vaccination only**.
 - Do not keep any data or notes on vaccination status.
 - Keep in mind this is private health information.
- **Encourage use of QR codes in the SK Vax Wallet App.**
- **Read each QR code using the SK Vax Verifier App.** This is the gold standard of proof of vaccination.
 - **Photo ID will be required for anyone over the age of 18.**
 - If youth aged 12 to 17 years of age are accompanied by a person over the age of 18 years of age, who has provided the personal identification, then the youth is not required to provide any personal identification

Type of Acceptable Proof of Vaccination	Example
<p>A printed copy of your MySaskHealthRecord vaccine certificate (with or without a QR code)</p>	
<p>A screenshot of your MySaskHealthRecord vaccine certificate (with or without a QR code) saved to your device</p>	
<p>A COVID-19 vaccine printout from Saskatchewan Health Authority Public Health</p>	
<p>Wallet cards received at time of immunization</p>	
<p>A QR code/MySaskHealthRecord vaccine certificate uploaded to SK Vax Wallet</p>	

FAQ

Why is there a policy to require full vaccination or negative test?

- Many facilities in SK require proof of full vaccination as per Government of Saskatchewan Public Health Orders.

How do I download the SK Vax Wallet or SK Vax Verifier?

- Download from the app store. Here are the links to download the apps:
 - SK wallet iPhone : <https://apps.apple.com/ca/app/sk-vax-wallet/id1585694601>
 - SK verifier iPhone: <https://apps.apple.com/ca/app/sk-vax-verifier/id1585430532>
 - SK verifier Google Play: <https://play.google.com/store/search?q=%22SK%20Vax%20verifier%22>

How do the apps work?

- Simply download the SK Vax Verifier App, scan each code, a green bar will appear to verify the vaccination status.
- Please view these videos for more information:
 - For Individuals - SK Vax Wallet App - <https://youtu.be/TzvFj5-A8oI>
 - For Business - SK Vax Verifier App - <https://youtu.be/TczFwfl-J5Y>
 - Getting Scanned - Interaction - <https://youtu.be/tgtIDosERMQ>



NOTE: These protocols are subject to change as new Public Health Orders become available.