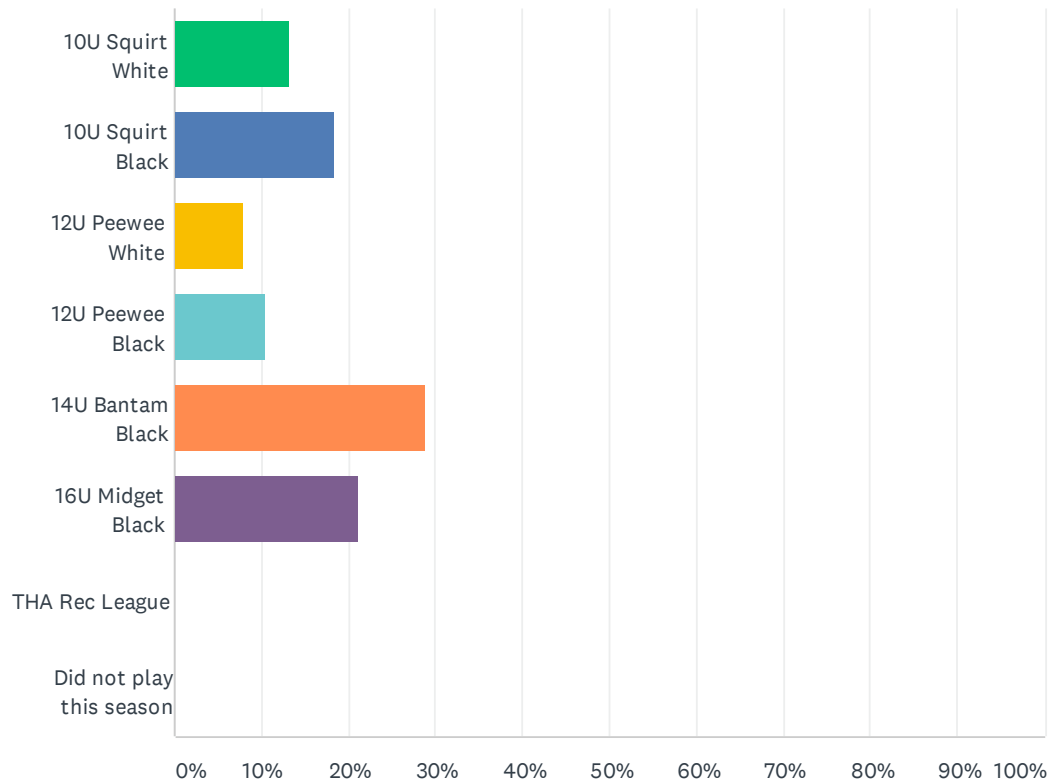


Q1 Which team / program did your child participate in this season?
 (answer required)Note: If you had multiple children play hockey this season (e.g., (1) squirt and (1) bantam player)`, please complete a separate survey for each program / team.

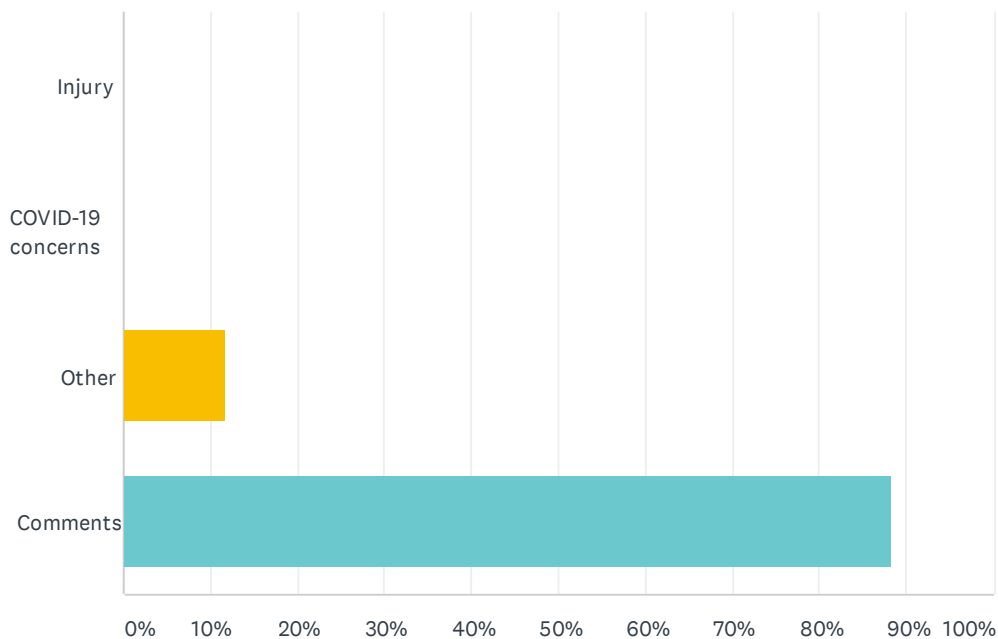
Answered: 38 Skipped: 0



ANSWER CHOICES	RESPONSES	
10U Squirt White	13.16%	5
10U Squirt Black	18.42%	7
12U Pee wee White	7.89%	3
12U Pee wee Black	10.53%	4
14U Bantam Black	28.95%	11
16U Midget Black	21.05%	8
THA Rec League	0.00%	0
Did not play this season	0.00%	0
TOTAL		38

Q2 If you did not participate in the 2020-21 season, what was the reason?

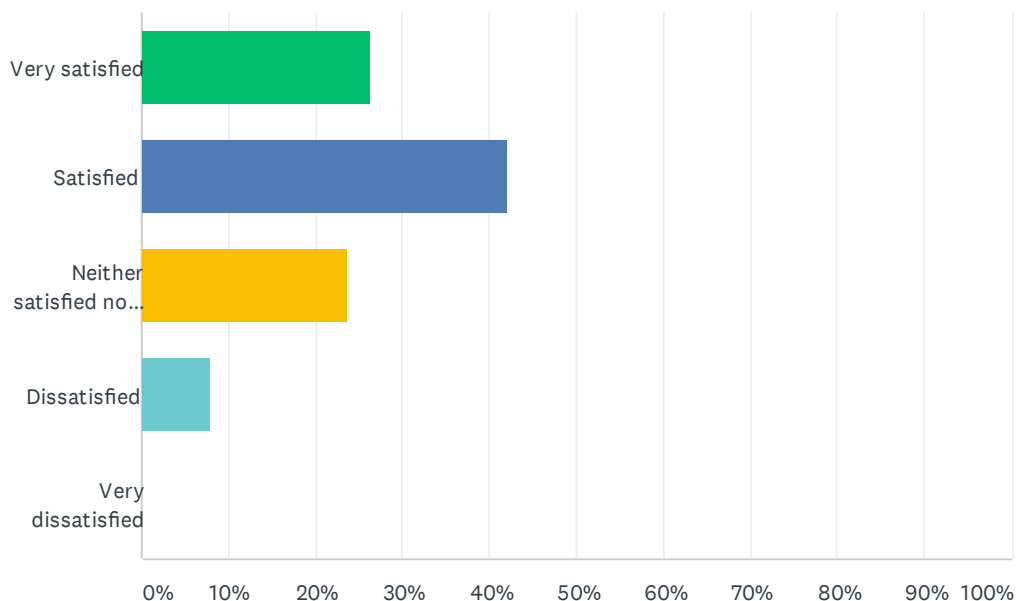
Answered: 17 Skipped: 21



ANSWER CHOICES	RESPONSES	
Injury	0.00%	0
COVID-19 concerns	0.00%	0
Other	11.76%	2
Comments	88.24%	15
TOTAL		17

Q3 As a parent of a player, please rate your overall satisfaction with your experience this season.

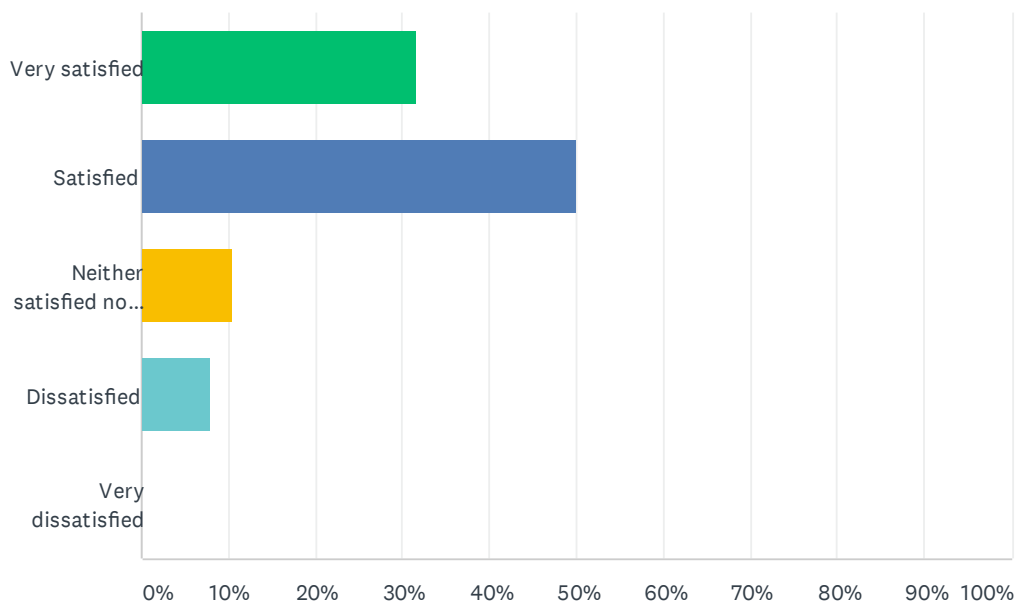
Answered: 38 Skipped: 0



ANSWER CHOICES	RESPONSES	
Very satisfied	26.32%	10
Satisfied	42.11%	16
Neither satisfied nor dissatisfied	23.68%	9
Dissatisfied	7.89%	3
Very dissatisfied	0.00%	0
TOTAL		38

Q4 Please ask your player then rate his/her overall satisfaction with their experience this season.

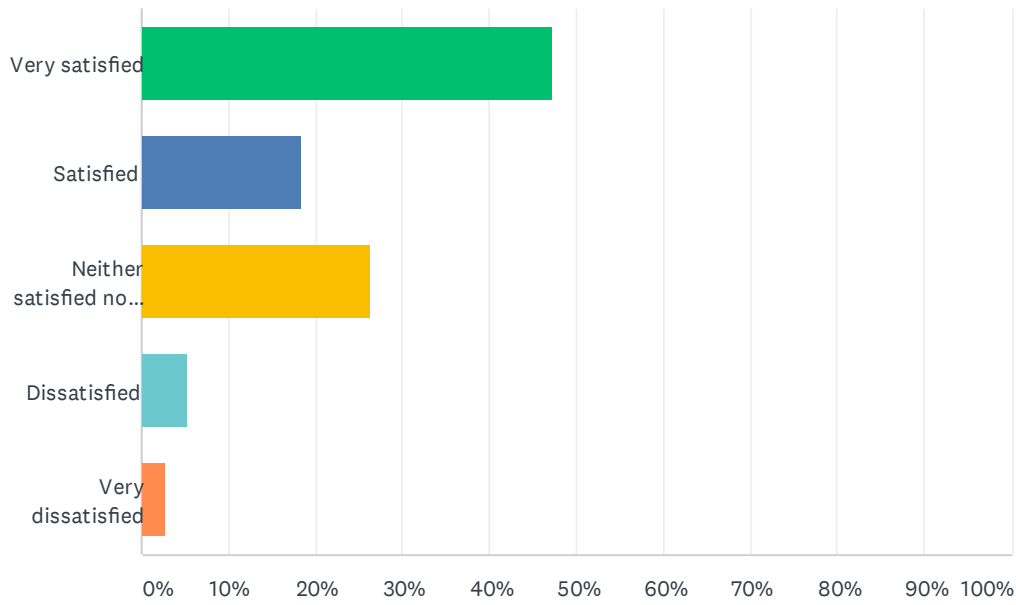
Answered: 38 Skipped: 0



ANSWER CHOICES	RESPONSES	
Very satisfied	31.58%	12
Satisfied	50.00%	19
Neither satisfied nor dissatisfied	10.53%	4
Dissatisfied	7.89%	3
Very dissatisfied	0.00%	0
TOTAL		38

Q5 Please rate your satisfaction with the coaching that your child received this season. Please take into consideration your child's skill development, his/her level of enjoyment, team management and communication received this season.

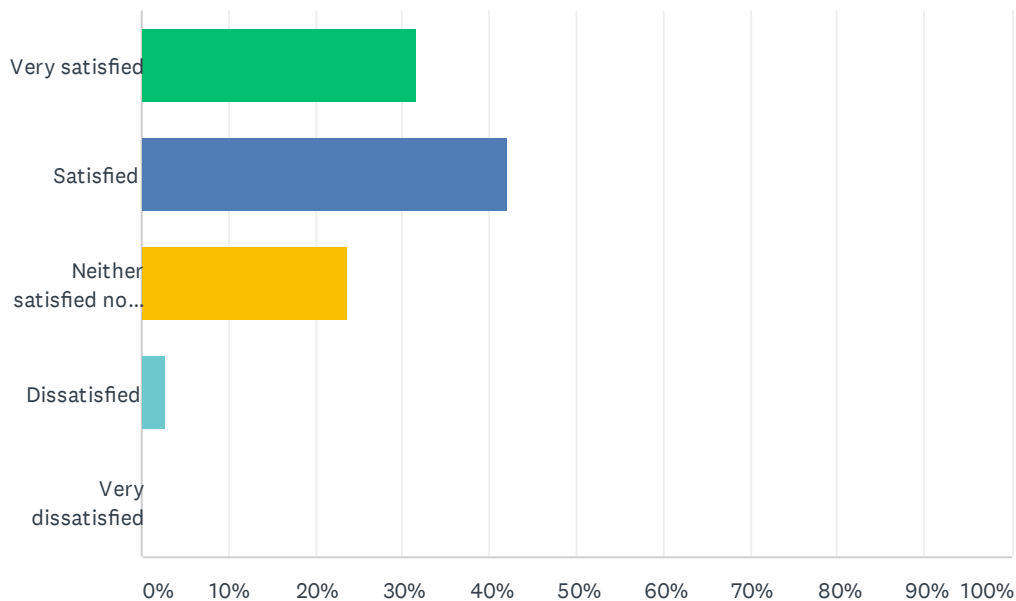
Answered: 38 Skipped: 0



ANSWER CHOICES	RESPONSES	
Very satisfied	47.37%	18
Satisfied	18.42%	7
Neither satisfied nor dissatisfied	26.32%	10
Dissatisfied	5.26%	2
Very dissatisfied	2.63%	1
TOTAL		38

Q6 Please rate your satisfaction with your team's practice and game schedule this season.

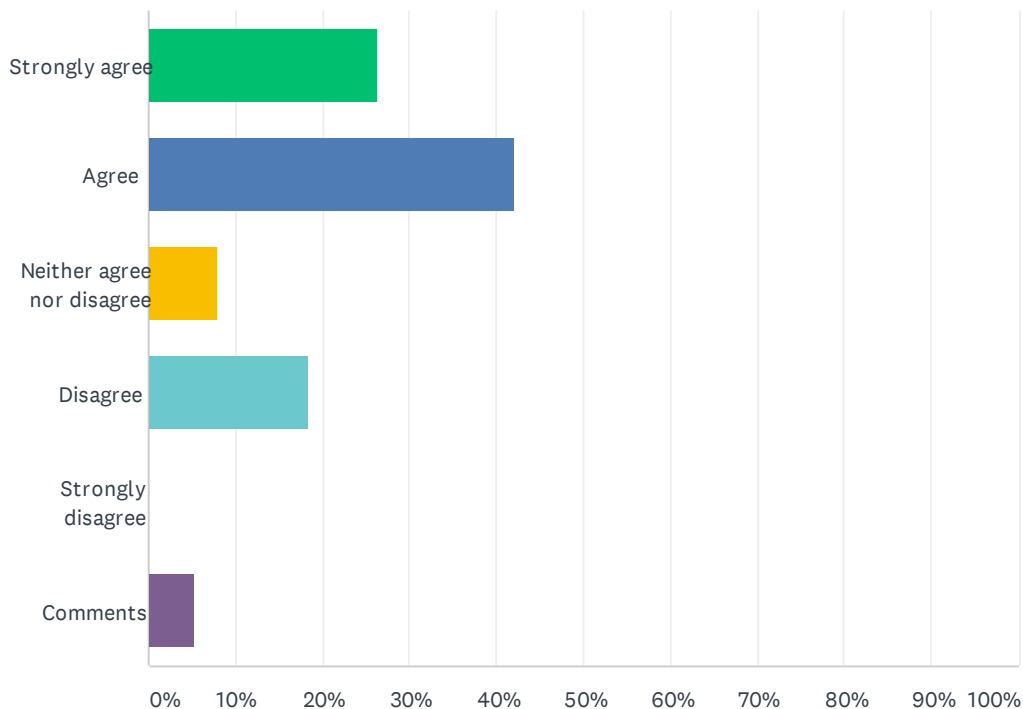
Answered: 38 Skipped: 0



ANSWER CHOICES	RESPONSES	
Very satisfied	31.58%	12
Satisfied	42.11%	16
Neither satisfied nor dissatisfied	23.68%	9
Dissatisfied	2.63%	1
Very dissatisfied	0.00%	0
TOTAL		38

Q7 Please indicate the degree to which you agree with the following statement: "I feel like I received good value for my money this season."

Answered: 38 Skipped: 0



ANSWER CHOICES	RESPONSES	
Strongly agree	26.32%	10
Agree	42.11%	16
Neither agree nor disagree	7.89%	3
Disagree	18.42%	7
Strongly disagree	0.00%	0
Comments	5.26%	2
TOTAL		38

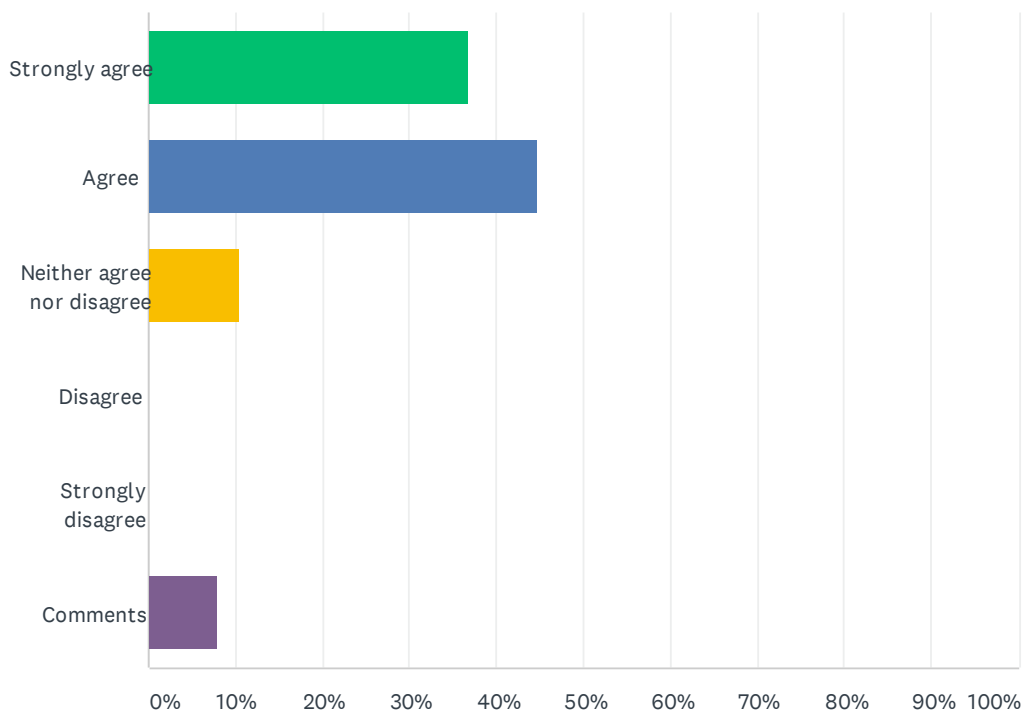
Q8 What do you think went well this season that we should continue next season? What do you think we could improve upon for next season?

Answered: 31 Skipped: 7

ANSWER CHOICES	RESPONSES	
1. Continue next season:	87.10%	27
2. Continue next season:	61.29%	19
3. Continue next season:	29.03%	9
1. Improve for next season:	74.19%	23
2. Improve for next season:	48.39%	15
3. Improve for next season:	22.58%	7
Is there a determining factor that would make you play on a THA team next year?	61.29%	19

Q9 Please indicate the degree to which you agree with the following statement: Skills practices were planned well, organized and a learning experience.

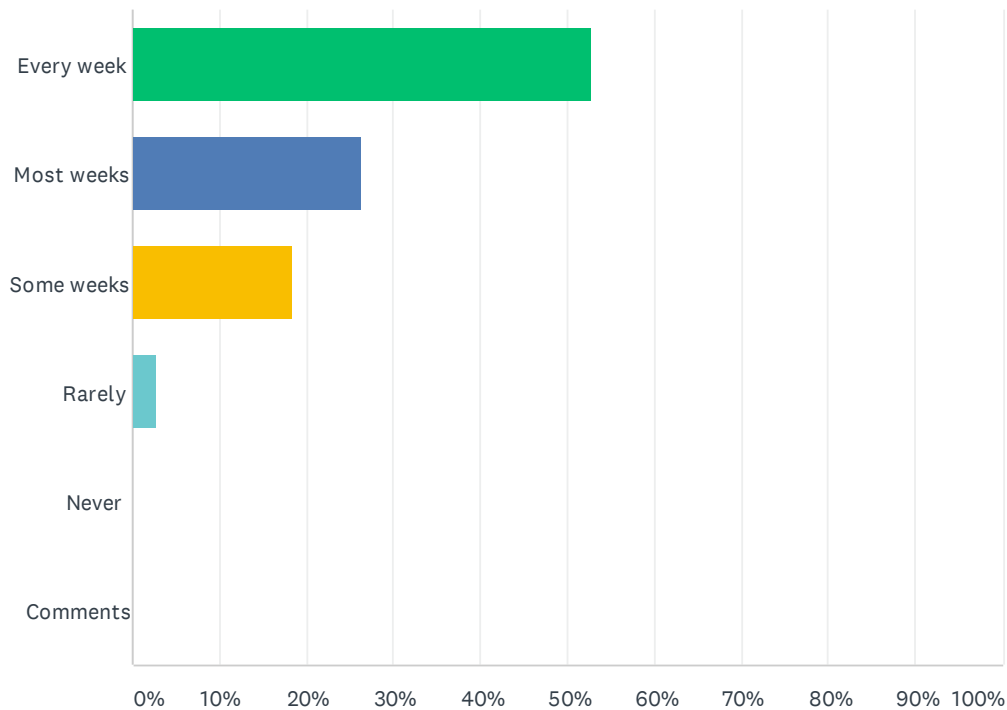
Answered: 38 Skipped: 0



ANSWER CHOICES	RESPONSES	
Strongly agree	36.84%	14
Agree	44.74%	17
Neither agree nor disagree	10.53%	4
Disagree	0.00%	0
Strongly disagree	0.00%	0
Comments	7.89%	3
TOTAL		38

Q10 How often did your child attend skill sessions?

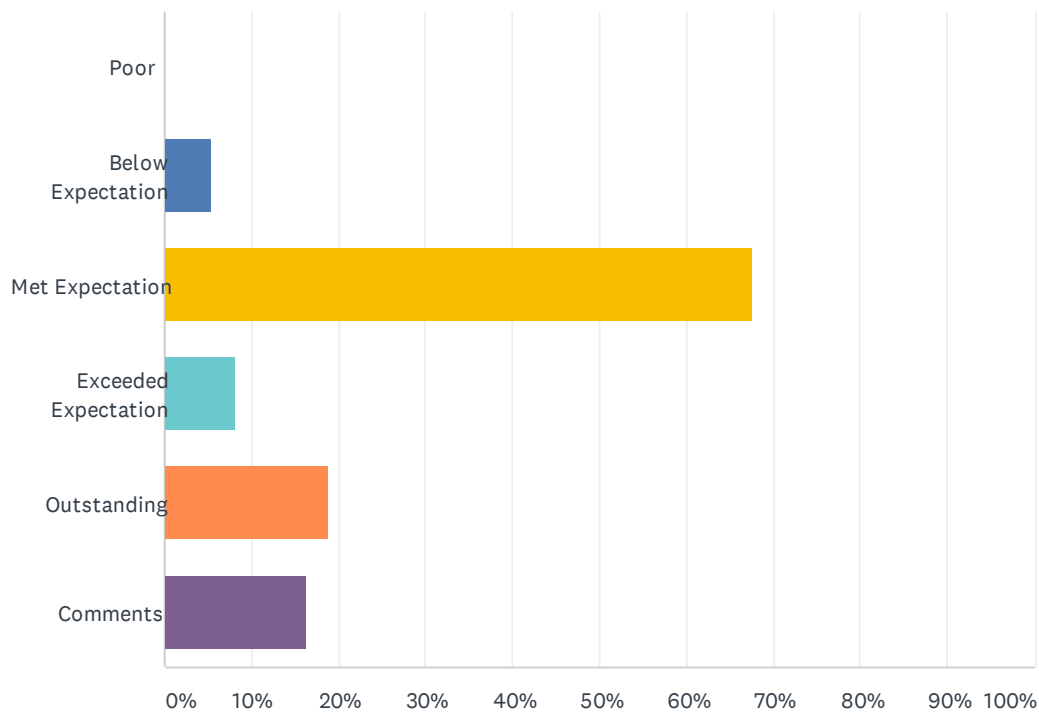
Answered: 38 Skipped: 0



ANSWER CHOICES	RESPONSES	
Every week	52.63%	20
Most weeks	26.32%	10
Some weeks	18.42%	7
Rarely	2.63%	1
Never	0.00%	0
Comments	0.00%	0
TOTAL		38

Q11 Rate the players overall experience at skills sessions.

Answered: 37 Skipped: 1



ANSWER CHOICES	RESPONSES	
Poor	0.00%	0
Below Expectation	5.41%	2
Met Expectation	67.57%	25
Exceeded Expectation	8.11%	3
Outstanding	18.92%	7
Comments	16.22%	6
Total Respondents: 37		

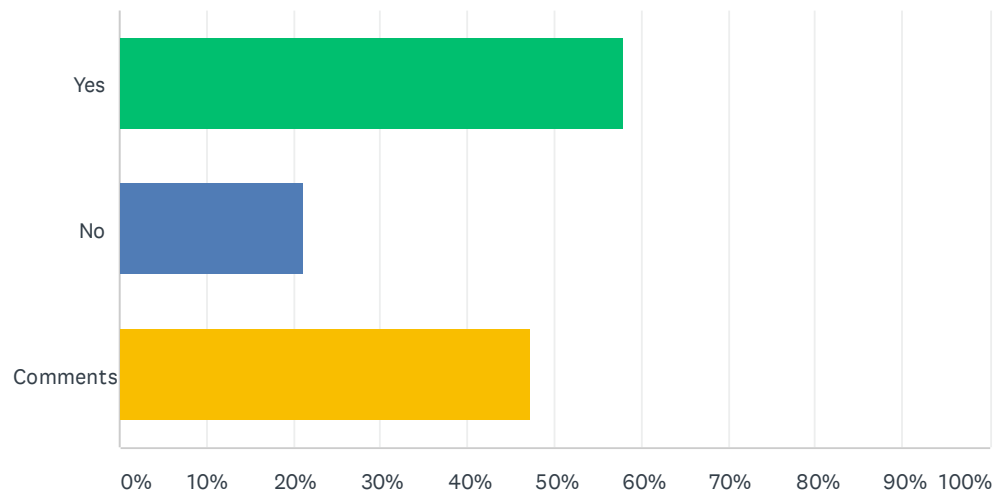
Q12 For travel players, what do you think about the tournaments this season?

Answered: 33 Skipped: 5

ANSWER CHOICES	RESPONSES	
Level of competition:	100.00%	33
Number of total tournaments:	96.97%	32
Traveling as an organization:	90.91%	30
Dates of the tournaments (fall, MLK, President's Day, season ending):	90.91%	30
Distance/location of tournaments being limited to NC, SC, VA:	100.00%	33

Q13 In regards to tournament travel, do you prefer to keep tournaments within our region (North Carolina, South Carolina, and Virginia)?

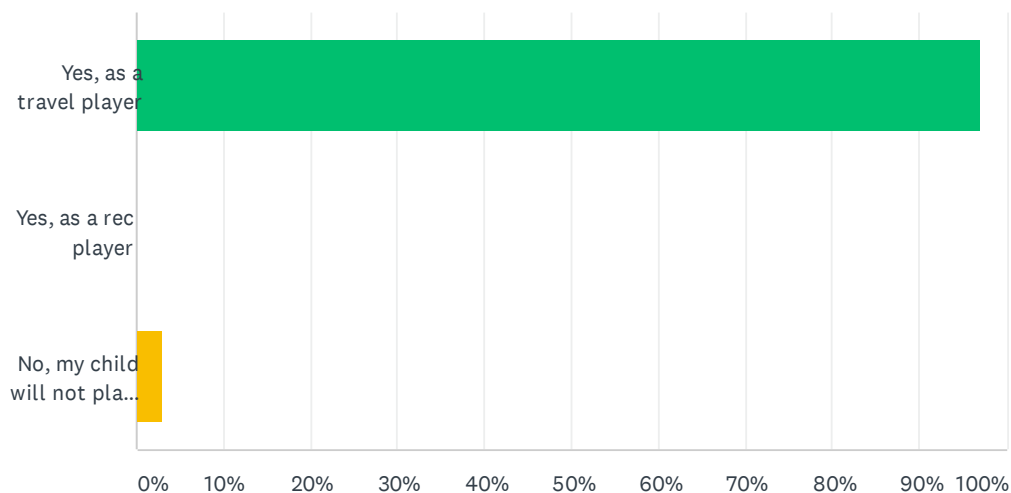
Answered: 38 Skipped: 0



ANSWER CHOICES	RESPONSES	
Yes	57.89%	22
No	21.05%	8
Comments	47.37%	18
Total Respondents: 38		

Q14 Do you plan to register your child to play with THA in the 2021-2022 season?

Answered: 34 Skipped: 4



ANSWER CHOICES	RESPONSES	
Yes, as a travel player	97.06%	33
Yes, as a rec player	0.00%	0
No, my child will not play with THA next season	2.94%	1
TOTAL		34

Q15 Do you have any comments/suggestions regarding other areas that may need improvement (i.e. officiating, facilities)?

Answered: 25 Skipped: 13

Q16 Is there someone in the organization (i.e., coach, assistant coach, team manager, etc.) that is a stellar role model for the players and represents THA exceptionally well?

Answered: 31 Skipped: 7