

SAINT IGNATIUS
FOOTBALL



@SIHSSports



sihsathletics



sihssports



**2018 GAME NOTES
WEEK TWO:
MENTOR**

THE MATCHUP



at



**Mentor
CARDINALS**

**Saint Ignatius
WILDCATS**

**September 1, 2018
Byers Field
Kickoff: 7 p.m.**

Saint Ignatius Schedule

Date	Opponent	Time/Score
8/25	vs. Archbishop Hoban	L, 14-21
9/1	vs. Mentor	7:00 pm
9/7	@ Euclid	7:00 pm
9/14	@ COF Academy	7:00 pm
9/22	vs. Cincinnati Elder	3:00 pm
9/29	vs. Clarkson Football North	7:00 pm
10/6	vs. West Toronto Prep	7:00 pm
10/13	vs. Archbishop Moeller	3:00 pm
10/20	@ St. Xavier	2:00 pm
10/26	vs. St. Edward	7:00 pm

Follow the Wildcats on social media for full coverage of every Saint Ignatius team.



@SIHSSports



sihsathletics



sihssports

Team Information

Saint Ignatius High School: 0-1
OHSAA Division I, Region 1
Head Coach: Chuck Kyle '69
Record at School: 345-88-1
Overall Record: 345-88-1

Mentor High School

Cardinals: 1-0

OHSAA Division I, Region 1
Head Coach: Steve Trivisonno
Record at School: 186-67
Overall Record: 186-67

Media Information

For information and credential requests, contact:

Joe Ginley '12

Communications Coordinator
for Athletics

(P): 216-651-0222 x242

email: jginley@ignatius.edu

For full coverage of the Wildcats, visit ignatiuswildcats.com.

Broadcast Information

Saint Ignatius Broadcasting Network

Play-by-Play: Zack Strom '19

Color Analyst: Jack O'Rourke '20

Moderator: Jeff McCormick '83

(P): 216-651-0222 x228

email: jmccormick@ignatius.edu



ABOUT THE WILDCATS ...

Previous Matchups

11/17/17	L	21-23	N	Reg. Final
9/1/17	W	41-31	A	
9/3/16	W	49-7	H	
9/4/15	L	56-63	A	
9/6/14	L	33-37	H	
11/23/13	L	3-26	N	Reg. Semi.
9/6/13	W	26-6	A	
11/17/12	L	56-57	N	Reg. Final 3OT
9/8/12	W	48-21	H	
11/19/11	W	23-17	N	Reg. Final
9/9/11	L	24-38	A	
10/2/10	L	7-18	H	
9/18/09	W	47-7	A	
9/13/08	W	28-14	H	
9/14/07	L	17-38	A	
9/16/06	W	27-14	H	
9/16/05	W	55-35	A	
11/8/03	L	0-31	N	Reg. Semi
10/9/93	W	41-7	H	
11/21/92	W	38-13	N	Reg. Final
8/25/90	W	38-7	H	
8/25/89	W	43-2	A	

Series History

Meetings21
First Meeting8/25/1989
Most Recent Meeting.....11/17/2017

Saint Ignatius Wins.....13
Last Saint Ignatius Win.....9/1/2017
Mentor Wins.....9
Last Mentor Win.....11/17/2017

Ties.....0

Longest Winning Streaks In Series
Saint Ignatius.....4; 8/25/89-10/9/93
Mentor.....3; 11/23/13-9/4/15
Current Streak.....Mentor, 1

Largest Margin of Victory
Saint Ignatius.....42 points; 9/3/16
Mentor.....31 points; 11/8/03

Wildcats Storylines ...

TOUGH START: In the first three weeks of the season, the Wildcats play three of the best teams in Northeast Ohio. Mentor (Week 2), Archbishop Hoban (Week 1) and Euclid (Week 3) are the top three teams in this week's Cleveland.com Top 25. Last week, the Knights grinded out a 21-14 win, handing Saint Ignatius its first opening loss since 2013 and snapping a 17-game win streak at Byers Field. The Wildcats have not started out the season 0-2 since 1987, and have not lost three straight to begin a campaign since 1966.

DELLY-HANNA SHOW: The Wildcats are currently employing a 2-quarterback system. Senior Patrick Delahunty serves as the starter, receiving most of the reps. Junior Griffin Hanna will play at least one series per half to provide a spark, while gaining experience under center. Delahunty completed 9-of-19 passes for 174 yards and ran for a 9-yard touchdown last week. Hanna finished 5-of-10 passing for 39 yards vs. Hoban.

GROUND GAME: The Wildcats will try to utilize the run game this week after tough sledding against Hoban. Jahadge "Bo" Floyd and Jack Welcsh will lead the attack. Welcsh scored a 1-yard touchdown in Week 1 and averaged 3.3 yards per carry. Look for Delahunty and Hanna to also figure into the rushing attack.

CMIEL, COOPER, & CO.: Wideouts Connor Cmiel and Luke Cooper will head the passing attack for the Wildcats. The duo combined for 9 catches for 121 yards last week, beating single coverage on a number of plays. Jack Kennedy, Nate Conry, Ethan Biacsi, and Erik Daugenti will also need to step up to help the Wildcats' offense this week.

THE LEGION: The Wildcats' linebackers performed well in their first game as a unit. Tommy Eichenberg is the lone returner from last year's Linebacker Legion, and will serve as the leader. "Eich" notched 9 tackles and 1 tackle for loss last Saturday. New starters Kyle Sullivan and Caden Campolieti notched 8 tackles vs. Hoban. Michael McNamara also figured into the mix with 1.5 tackles.

NO PASSING, PLEASE: The Wildcats' defensive backfield is filled with playmakers. Cornerback Jett Elad led the team with 9.5 tackles and 2.5 tackles for loss, while free safety Mitch Puhalsky followed closely behind with 6 tackles and a tackle for loss. Safeties Jack Welcsh, Chris Velotta, Jr., Danny Scelza, and Merick Hartley also played well. The Cats only allowed 137 passing yards to the Knights. The secondary will need to continue playing well and mixing coverages vs. Mentor.

COMMITTED: During the offseason, several Wildcats committed to play football in college. Here is the list of commits: LS Sean Wracher - Indiana University, OL Grant Abbott - Bowling Green State University, DL/TE Aidan Wells - Harvard University, LB Tommy Eichenberg - Boston College

CAPTAINS: The four captains for the 2018 season are Tommy Eichenberg, Grant Abbott, Chris Velotta, Jr., and Nigel Drummond II.

ABOUT MENTOR ...

Learning about the Cardinals ...

YOUNG PLAYMAKERS: The Mentor Cardinals graduated a host of skill players, but have groomed sophomore Ian Kipp and junior Brian Trobel to assume the reins. The two young players combined for 365 rushing yards on Friday vs. St. Edward, showcasing smarts and speed during a 42-39 win. Both played JV last season, helping the Cards hand the Cats their only loss of the season, 35-24. Kipp and Trobel will be the players to watch for Mentor on Saturday.

DON'T FORGET ABOUT THE PASS: While Mentor found plenty of running room against St. Edward, the Cardinals are traditionally a pass-heavy team. The Steve Trivisonno offense stresses a fast passing attack bent on stretching the field and scoring lots of points. The Cardinals will spread the ball to a number of wideouts, such as senior Mason Trubisky. Kipp completed 14-of-18 passes for 114 yards vs. the Eagles. Kipp has plenty of good wideouts to target.

THE BIG MEN: The true strength of the Mentor offense is its offensive line. Ryan Jacoby, an Ohio State commit, anchors at left tackle while Nick Samac, headed to Michigan State, bears the weight at right tackle. Mentor's strong and experienced offensive line will be a challenge for the Wildcats. The Saint Ignatius defense will need to maintain its gaps to hold Mentor at bay. The Cardinals' offense likes to run counters, with one or two linemen pulling to open holes. Watch for Kipp to use the play-fake to Trobel to open up running room for himself on the weak side.

STRONG FRONT: The Cardinals employ a three-man front, with a base 3-4 defense. Defensive end Noah Potter, an Ohio State commit, is Mentor's top playmaker on defense. The 6'5, 260-pound beast is the man to watch for the Cardinals. Mentor's defensive line will match up with the Wildcats' youthful offensive line - the winner of that battle may have the upper hand in the game.

KEEPING YOU GUESSING: The Mentor secondary will employ a wide range of coverages to keep the Wildcats' quarterbacks guessing. The Cardinals will mostly switch between a 2-deep zone and a quarters defense. As a unit, Mentor will shift between man and zone. Determining the coverage is key. A deep middle route is the way to beat Cover 2 and short routes over top of the linebackers can defeat quarters coverage.

WATCH OUT FOR THE BLITZ: The Mentor defense does not often blitz, but when they do, it's for a reason. The Cardinals can blitz when you're least expecting it. Keep an eye out for when Mentor blitzes.

2018 Mentor Schedule

8/25	vs. St. Edward <i>Jerome T. Osborne Stadium</i>	W, 42-39
9/1	@Saint Ignatius <i>Byers Field</i>	7 pm
9/7	vs. Glenville <i>JTO Stadium</i>	7 pm
9/14	vs. Strongsville <i>JTO Stadium</i>	7 pm
9/21	@Brunswick <i>Brunswick Auto-Mart Stadium</i>	7 pm
9/28	@Medina <i>Ken Dukes Stadium</i>	7 pm
10/5	vs. Shaker Heights <i>JTO Stadium</i>	7 pm
10/12	vs. Solon <i>JTO Stadium</i>	7 pm
10/19	@Euclid <i>Euclid Stadium</i>	7 pm
10/26	vs. Elyria <i>JTO Stadium</i>	7 pm



BY THE NUMBERS/ WILDCATS TO WATCH

65-21-1

Coach Chuck Kyle's record after a loss

62

Points scored against Mentor last season

9-9

Coach Kyle's record vs. Steve Trivisonno

8.6

Jack Welcsh's number of carries per rushing TD in 2017-18

4-1

Coach Chuck Kyle's record in Week 2 after a Week 1 loss

0

Turnovers by the Wildcats in Week 1

WR CONNOR CMIEL '20



The speedy and skilled wide receiver will be asked to play a key role in the Wildcats' passing attack on Saturday. Cmiel topped the team with 6 catches for 91 yards vs. Hoban, with 4 straight catches from Pat Delahunty. Cmiel offers a great option at the "X" receiver spot, especially in the short-to-intermediate game, and even as a runner on a jet sweep.

CB JETT ELAD '19



The Wildcats' lockdown corner will have an important role in limiting the openings for Mentor QB Ian Kipp. Elad and the Cats held Hoban to 137 passing yards, as Elad batted away one pass and held his ground. The senior also assists in the ground game, making tackles and forcing running backs inside to the heart of the Wildcats' defense.

SAINT IGNATIUS ROSTER

#	Name	Yr.	Ht.	Wt.	Position	#	Name	Yr.	Ht.	Wt.	Position
2	Zachary LaPorte	Sr.	5'9	150	WR	59	Maximilian Watters	Jr.	6'2	250	DL
3	Michael Sarko	Sr.	6'2	175	WR	60	Michael Hilbig	Sr.	6'2	226	OL
4	Rory McConville	Jr.	5'9	160	K/P	61	Zachary Sertz	Sr.	6'2	205	OL
5	Declan Mangan	So.	5'10	155	K/P	62	Rico Levert	Jr.	5'11	245	DL
6	Jett Elad	Sr.	6'1	180	DB	63	Zachary McMahan	Sr.	6'0	250	DL
7	Nigel Drummond II	Sr.	5'11	163	WR/DB	64	Tony Georges	Jr.	6'3	275	OL/DL
8	Connor Cmiel	Jr.	6'2	170	WR/DB	65	Grant Abbott	Sr.	6'4	280	OL
9	Erik Daugenti	Jr.	6'1	160	WR/DB	66	Seamus McCarthy	Sr.	6'0	270	OL/DL
10	Griffin Hanna	Jr.	6'1	175	QB	70	Owen Keane	Jr.	6'3	265	OL
11	Luke Cooper	Sr.	5'10	162	WR	71	Nicholas Schwitzgebel	Jr.	6'3	270	OL/DL
13	Jacob Riedl	Sr.	5'11	130	DB	72	William McCormick	Sr.	6'4	230	OL
15	Merick Hartley	Jr.	5'10	165	DB	74	Owen Murphy	Sr.	6'6	265	OL/DL
16	Ryan Coyne	Sr.	5'11	160	DB	76	Xavier Everett	Sr.	6'3	277	OL
17	Patrick Delahunty	Sr.	6'0	195	QB	78	Seamus Cooney	Sr.	6'3	260	DL/OL
18	Patrick Keane	Jr.	6'0	170	QB	79	Benjamin Kormos	Jr.	6'6	245	OL
19	Nathan Conry	Sr.	5'11	170	WR	80	Sam Daugstrup	Jr.	6'5	230	TE
20	Michael Simcak	So.	5'8	175	RB	82	Domenic Fabe	Jr.	6'0	160	WR
21	Henry Cook	Jr.	5'10	160	WR	83	James Spear	Jr.	6'0	150	WR
22	Jahadge Floyd	Sr.	5'7	190	RB	84	Ethan Biacsi	Sr.	6'3	185	WR
23	Ian Lucic	Sr.	5'11	190	RB	85	Timothy Lewis	Jr.	6'1	175	WR
24	John Kennedy	Sr.	6'0	180	DB/WR	86	Aidan Wells	Sr.	6'4	260	TE/DL
25	Aidan Rechin	Sr.	5'11	155	DB	88	John Cannon	Sr.	6'0	220	TE
26	Mitchell Puhalsky	Sr.	5'11	185	DB	89	Alex Tuason	Jr.	5'10	130	WR
27	James Crosby	Jr.	5'9	172	RB	90	Aidan Conway	So.	6'1	215	LB
28	Owen Adler	Sr.	6'0	190	DB	91	Daniel Finnan	Jr.	5'10	155	DB
29	Dominic DeVengencie	Jr.	5'9	150	DB/WR	92	AJ Canzano	Sr.	6'0	209	TE
30	Jack Schroer	Jr.	5'7	165	RB	95	Sean Wracher	Sr.	6'4	205	LS
31	Caden Campolieti	Sr.	6'1	218	LB	96	Patrick Otter	Sr.	5'10	175	K/P
32	Vincent Fagnilli	Jr.	5'8	140	DB		Michael Gallipoli	Sr.			Manager
33	Michael Corte	Jr.	6'0	166	DB		Declan McCarthy	Sr.			Manager
35	Christopher Mathews	Jr.	5'11	180	DB		Ryan Paul	Sr.			Manager
37	Michael McNamara	Jr.	6'1	210	RB/LB		Luke Van De Walle	Sr.			Manager
38	Charles Kinzel	Jr.	5'10	150	DB		Elias Yazbeck	Sr.			Manager
39	Jacob Davis	Jr.	5'11	185	DB		Benjamin Rossi	Jr.			Coaching Intern
40	Sam Kempton	Jr.	5'10	170	DB		Nathan Sommerfeld	Jr.			Student Training Aid
41	John Wetula	Sr.	6'2	180	DB/WR						
42	Jake Lang	Jr.	6'3	195	TE/LB						
44	Christopher Velotta, Jr.	Sr.	5'11	195	DB		Coaches:				
45	Thomas Eichenberg	Sr.	6'3	228	LB		Chuck Kyle '69				Head Coach
46	Jack Welcsh	Jr.	6'0	190	RB/DB		Nick Restifo				Offensive Coordinator/Q
47	Kyle Sullivan	Sr.	6'0	205	LB		Ryan Franzinger '02				Defensive Coordinator/L
48	Daniel Scelza	Sr.	5'11	205	DB		Jim Cahill '89				Quarterbacks Coach
49	Michael Mangan	Sr.	5'9	195	RB		Terry Fergus '72				Running Backs Coach
51	Connor Francz	Jr.	6'2	210	LB		Jack Hyland '14				Wide Receivers Coach
52	Anthony Gerace	Jr.	6'2	240	DL		Adam Rini '99				Offensive Line Coach
54	Aidan Crummie	Jr.	6'1	197	LB		Paul Yappel				Offensive Line Coach

MENTOR ROSTER

#	Name	Yr.	Position	Ht.	Wt.	#	Name	Yr.	Position	Ht.	Wt.
1	Mason Trubisky	12	WR	6'4	195	51	Blake Harmon	11	OL	6'5	200
2	Brett Matsko	12	WR	6'1	170	52	Javon Ruffin	11	DL	5'8	250
3	Eriq Martemus	10	DB	5'10	165	53	Jeff Norwood	10	LB	5'9	170
4	Charlie Hawley	11	QB	6'	150	54	Stan Zalewski	10	OL	5'11	255
5	Charlie Gallo	12	WR	5'10	165	55	Frank Schmidt	11	DL	6'2	245
6	Justin Luke	11	WR	5'10	160	56	Sam Williams	12	OL	6'1	215
7	RJ Fulmer	11	WR	6'1	175	57	Josh Platt	12	OL	6'2	280
8	Nolan Vernon	11	WR	6'1	185	58	Michael McGinty	10	LB	6'	160
9	Braeden Gefert	12	DB	6'	180	59	Nick Samac	12	OL	6'5	275
10	Luke Foriea	11	WR	5'10	170	60	Greg Predina	10	DL	6'3	200
11	Eric Coode	10	WR	5'10	150	61	Ryan Jacoby	12	OL	6'5	280
12	Hutch Baird	10	QB/WR	6'1	170	62	Andrew Edwards	10	LB	5'11	175
13	Noah Gladish	10	DB	6'	170	63	Jaimie Klein	10	OL	6'1	190
14	Sonny Oddo	11	WR	5'10	155	64	Josh Amspaugh	11	DL	5'10	265
15	Conor McIntosh	12	K	6'3	180	65	Byron Floyd	11	OL	6'1	255
16	Braden Rosciszewski	12	WR	5'8	160	66	Connor Trick	10	DL	6'2	200
17	Gage Tripodo	12	LB	5'11	185	67	John Roe	11	OL	5'9	220
18	Ian Kipp	10	QB	6'2	185	68	Chris Hatcher	11	OL	6'	250
19	Tomo Buntic	10	K	5'11	150	69	Brian Morris	12	DL	5'10	295
20	Antonio Bertolami	11	DB	5'11	165	70	Trevor Young	12	OL	5'11	225
21	Marco Toth	11	DB	5'8	160	71	Brian Kaleal	11	OL	5'9	230
22	Joey Uhler	11	DB	5'5	135	72	Hunter Colao	10	OL	5'11	250
23	Brady Brown	11	WR	5'9	165	73	Charlie Marshall	12	OL	6'2	205
24	Andrew Brey	12	LB	5'11	185	74	Ty Fowler	10	OL	5'8	210
25	Kyle Pettinger	12	RB	5'8	165	75	Nathan Valeri	11	DL	6'1	205
26	Brian Trobel	11	RB	5'7	160	76	Dorjan Ukotic	11	OL	5'7	230
27	Billy Gorka	12	DB	5'10	170	77	Andrew Smith	10	K	6'2	165
28	Nick O'Brien	12	DB	5'9	160	78	Anthony Tripi	10	LB	5'8	150
29	DJ Wolf	12	DB	6'1	165	79	Jacob Zuzek	10	OL	6'2	225
30	Kyle Bischof	11	LB	6'1	215	80	Zachary Hamilton	10	DB	5'11	160
31	Nyzier Fourqurean	11	DB	6'	165	81	Jacob Pawlacyk	10	DB	5'7	140
32	Ryan Randall	12	DB	5'11	160	81	Dominic Holleran	11	DB	6'	185
33	Alex Ehinger	11	DB	6'	165	82	Drew Payton	10	DB	5'11	155
34	Brady Benz	12	LB	6'	175	83	Colin DePasquale	10	WR	5'10	150
35	Josh Meriner	12	DB	5'9	185	84	John Sierputowski	10	WR	5'11	145
36	Daniel Adams	12	LB	6'1	215	85	Cameron Kaska	10	WR	5'10	150
37	Gregory Morris	11	LB	6'1	160	86	Joey Korzunowski	10	WR	5'8	150
38	Dominic Miller	11	RB	5'7	160	86	Davon Kelly	11	WR	5'10	170
39	Brett Davis	12	DL	6'3	200	87	Sophie Kaplan	12	K	5'3	115
40	Varney Spansel	11	RB	5'9	185	88	Patrick Waite	10	WR	5'8	140
41	Jackson Paglio	11	DB	6'	175	88	Devin Harper	11	DB	5'11	170
42	Bobby Farley	11	DB	5'9	155	89	Michael Call	10	LB	5'11	175
43	Nate Frimel	12	DL	5'10	190	90	Samuel Smith	10	DL	6'2	200
44	James Pedley	12	DL	6'	230	91	Evan Boyd	10	LB/RB	5'8	170
45	Justin Satterfield	11	LB	6'1	190	92	Troy Hemminger	10	DB	5'9	165
46	Riley Coughlin	10	RB	5'9	170	93	Preston Cardina	10	DL	6'	290
47	Aiden Buckley	10	WR	5'8	155	94	Matt Romeo	12	DL	6'3	185
48	Aiden Limtury	10	DB	6'	165	95	Jakob Jepson	12	DL	5'11	165
49	Zack Karaba	11	LB	5'10	180	96	Brandon Moran	10	DB	5'11	165
50	Tommy Shea	10	OL	6'2	270	97	Noah Potter	12	DL	6'5	260
						98	Carsyn Warner	10	DL	5'7	190
						99	Dominic Iavarone	10	DL	5'10	210

SAINT IGNATIUS DEPTH CHART

OFFENSE

QB	17	Patrick Delahunty	6'0"	195 lbs	Sr.
	10	Griffin Hanna	6'1"	175 lbs	Jr.
RB	22	Jahadge Floyd	5'7"	190 lbs	Sr.
	46	Jack Welcsh	6'0"	190 lbs	Jr.
	37	Michael McNamara	6'1"	210 lbs.	Jr.
FB	49	Michael Mangan	5'9"	195 lbs	Sr. OR
	37	Michael McNamara	6'1"	210 lbs.	Jr.
TE	42	Jake Lang	6'3"	195 lbs.	Jr.
	86	Aidan Wells	6'4"	260 lbs	Sr.
WR	24	Jack Kennedy	6'0"	180 lbs	Sr.
	19	Nathan Conry	5'11"	170 lbs	Sr.
WR	8	Connor Cmiel	6'2"	170 lbs	Jr.
	9	Erik Daugenti	6'1"	160 lbs	Jr.
Slot	11	Luke Cooper	5'10"	162 lbs	Sr.
	84	Ethan Biacsi	6'3"	185 lbs	Sr.
LT	76	Xavier Everett	6'3"	277 lbs	Sr.
	74	Owen Murphy	6'6"	265 lbs	Sr.
LG	64	Tony Georges	6'3"	275 lbs	Jr.
	74	Owen Murphy	6'6"	265 lbs	Sr.
C	65	Grant Abbott	6'4"	280 lbs	Sr.
	66	Seamus McCarthy	6'0"	270 lbs	Sr.
RG	70	Owen Keane	6'3"	265 lbs	Jr.
	74	Owen Murphy	6'6"	265 lbs	Sr.
RT	71	Nick Schwitzgebel	6'3"	270 lbs	Jr.
	74	Owen Murphy	6'6"	265 lbs	Sr.

PRONUNCIATION GUIDE

#2 Zach LAH-port	#48 Daniel SKEL-za
#6 JET EE-lad	#52 Anthony Ger-RACE-ee
#7 NYE-gel DRUM-mond	#62 Rico Le-VERT
#8 Connor Kah-meel	#63 Zachary Mick-MAN
#15 MARE-ick HEART-lee	#66 SHAY-mus McCarthy
#17 Patrick DELL-ah-HUNT-tee	#70 Owen CANE
#20 Ja-HODGE "Bo" Floyd	#71 Nick SCH-witz-ga-bel
#25 Mitchell Puh-HALL-ski	#84 Ethan BEE-ah-chee
#31 KAY-den CAMP-oh-lett-ee	#95 Sean RA-cher
#41 John WET-oo-la	
#45 Thomas EYE-ken-berg	
#46 Jack WELSH	

DEFENSE

LE	63	Zachary McMahan	6'1"	250 lbs	Sr.
	52	Anthony Gerace	6'2"	240 lbs	Jr.
NT	78	Seamus Cooney	6'3"	260 lbs	Sr. OR
	62	Rico Levert	5'11"	245 lbs	Jr.
RE	86	Aidan Wells	6'4"	260 lbs	Sr.
	59	Max Watters	6'2"	250 lbs	Jr.
OLB	45	Thomas Eichenberg	6'3"	228 lbs	Sr.
	57	Aidan Hubbard	6'4"	200 lbs	So.
MLB	47	Kyle Sullivan	6'0"	205 lbs	Sr.
	51	Connor Francz	6'2"	210 lbs	Jr.
OLB	31	Caden Campolieti	6'1"	218 lbs	Sr.
	37	Michael McNamara	6'1"	210 lbs.	Jr.
CB	24	Jack Kennedy	6'0"	180 lbs	Sr.
	8	Connor Cmiel	6'2"	170 lbs	Jr.
SS	48	Danny Scelza	5'11"	205 lbs	Sr.
	46	Jack Welcsh	6'0"	190 lbs	Jr.
SS	44	Chris Velotta, Jr.	5'10"	195 lbs	Sr.
	46	Jack Welcsh	6'0"	190 lbs	Jr.
FS	26	Mitchell Puhalsky	5'10"	185 lbs	Sr.
	15	Merick Hartley	5'10"	165 lbs	Jr.
CB	6	Jett Elad	6'1"	180 lbs	Sr.
	8	Connor Cmiel	6'2"	170 lbs	Jr.

**Depth chart is subject to change*

SPECIAL TEAMS

KO	96	Patrick Otter	5'10"	175 lbs	Sr.
	4	Rory McConville	5'9"	160 lbs	Jr.
PK	4	Rory McConville	5'9"	160 lbs	Jr.
	96	Patrick Otter	5'10"	175 lbs	Sr.
P	96	Patrick Otter	5'10"	175 lbs	Sr.
	5	Declan Mangan	5'10"	155 lbs	So.
H	21	Henry Cook	5'10"	160 lbs	Jr.
LS	95	Sean Wracher	6'4"	205 lbs	Sr.
PR	19	Nathan Conry	5'11"	170 lbs	Sr.
	2	Zach LaPorte	5'9"	150 lbs	Jr.
KR	8	Connor Cmiel	6'2"	170 lbs	Jr.
	2	Zach LaPorte	5'9"	150 lbs	Jr.

RANKINGS/ HISTORY

Cleveland.com Top 25

1. (1) Mentor (1-0)
2. (3) Archbishop Hoban (1-0)
3. (5) Euclid (1-0)
4. (2) St. Edward (0-1)
5. (4) Saint Ignatius (0-1)
6. (6) Avon (1-0)
7. (7) Lorain (1-0)
8. (8) Olmsted Falls (1-0)
9. (9) Solon (1-0)
10. (10) Perry (1-0)
11. (12) Avon Lake (1-0)
12. (13) Padua (1-0)
13. (14) Strongsville (1-0)
14. (11) St. Vincent-St. Mary (0-1)
15. (17) Kenston (1-0)
16. (19) North Olmsted (1-0)
17. (20) Garfield Heights (1-0)
18. (21) Twinsburg (1-0)
19. (23) Kirtland (1-0)
20. (15) Berea-Midpark (0-1)
21. (24) Maple Heights (1-0)
22. (25) Benedictine (1-0)
23. (-) Wadsworth (1-0)
24. (-) Medina (1-0)
25. (-) Lake Catholic (1-0)

Rank	W-L	Mailing City	School	Avg	Level 1	L2	L2 divisor
1t	1-0	Medina	Medina	6.5000	6.5	0.0	100
1t	1-0	Mentor	Mentor	6.5000	6.5	0.0	100
1t	1-0	Strongsville	Strongsville	6.5000	6.5	0.0	100
4t	1-0	Austintown	Austintown-Fitch	6.0000	6.0	0.0	100
4t	1-0	Canton	Canton McKinley	6.0000	6.0	0.0	100
6t	1-0	Euclid	Euclid	5.5000	5.5	0.0	100
6t	1-0	Shaker Heights	Shaker Heights	5.5000	5.5	0.0	100
6t	1-0	Solon	Solon	5.5000	5.5	0.0	100
9	1-0	Cleveland	John Marshall	4.0000	4.0	0.0	100
10t	0-1	Berea	Berea-Midpark	0.0000	0.0	0.0	100
10t	0-1	Brunswick	Brunswick	0.0000	0.0	0.0	100
10t	0-1	Cleveland Heights	Cleveland Heights	0.0000	0.0	0.0	100
10t	0-1	Canton	GlenOak	0.0000	0.0	0.0	100
10t	0-1	Massillon	Jackson	0.0000	0.0	0.0	100
10t	0-1	Cleveland	Rhodes	0.0000	0.0	0.0	100
10t	0-1	Lakewood	St Edward	0.0000	0.0	0.0	100
10t	0-1	Cleveland	St Ignatius	0.0000	0.0	0.0	100
10t	0-1	Stow	Stow-Munroe Falls	0.0000	0.0	0.0	100

Statewide Division I AP Poll

The first AP poll will be released on September 10 following the completion of Week 3. This is the final 2017 poll.

School	Last Wk.	1st votes	Record	Points
1. Saint Ignatius	(2)	18	9-1	216
2. Toledo Whitmer	(3)	5	10-0	170
3. St. Edward	(1)	-	9-1	159
4. St. Xavier	(5)	-	9-1	155
5. Hilliard Bradley	(4)	-	10-0	149
6. Mentor	(6)	-	9-1	106
7. Centerville	(7)	-	9-1	102
8. Pickerington Central	(10)	-	9-1	58
9. Stow-Munroe Falls	(9)	-	9-1	53
10. Colerain	(-)	-	8-2	29

This Day in History

Games7
 First Game1984
 Most Recent Game.....2017
 Saint Ignatius Wins.....7
 Last Saint Ignatius Win.....2017
 Saint Ignatius Losses.....0
 Last Saint Ignatius Loss.....N/A
 Ties.....0
 Largest Margin of Victory
 Saint Ignatius.....36, 2007 vs. JFK;
 36, 2012 vs. De La Salle
 Opponents.....N/A

Games on Sept. 1 (7-0):

1984	vs. Holy Name	W	31-7
1995	vs. Euclid HS	W	27-0
2000	vs. Boardman HS	W	26-7
2001	vs. Boardman HS	W	47-27
2007	vs. John F. Kennedy HS	W	36-0
2012	vs. Warren (MI) De La Salle	W	49-13
2017	vs. Mentor HS	W	41-31

USA TODAY Super 25 Regional Football Rankings

MIDWEST

Illinois, Indiana, Iowa, Kansas, Kentucky, Michigan, Minnesota, Missouri, Nebraska, North Dakota, Ohio, South Dakota, West Virginia and Wisconsin

1. (1) Pickerington Central (Columbus, OH), 1-0
2. (2) Warren Central (Indianapolis, IN), 2-0
3. (3) Akron Archbishop Hoban, 1-0
4. (4) Mentor, 1-0
5. (5) Lincoln Way East (Frankfort, IL), 1-0
6. (6) St. Xavier (Cincinnati, OH), 1-0
7. (7) Colerain (Cincinnati, OH), 1-0
8. (8) Carmel (IN), 2-0
9. (-) Pickerington North (Columbus, OH), 1-0
10. (-) Martinsburg (WV), 1-0

GAME PREVIEW

WILDCATS LOOK FOR REVENGE AGAINST TALENTED CARDS

By Joe Ginley

Last season, the Wildcats' playoff run concluded in the Regional Final vs. a familiar foe - the Mentor Cardinals.

On Saturday, the Cardinals visit Byers Field for the annual Public-Private rivalry game between Saint Ignatius and Mentor.

Coach Steve Trivisonno and Coach Chuck Kyle, great friends off the field, are legendary nemeses on the field. Since Trivisonno took the reins at Mentor in 1997, the series is split evenly at 9 wins apiece.

MENTOR OFFENSE VS. SAINT IGNATIUS DEFENSE

During the reign of Trivisonno, the Cardinals have turned out plenty of successful quarterbacks. The next in line is sophomore Ian Kipp.

Following a successful JV season, Kipp is poised to develop into Mentor's next great signalcaller. Kipp excelled in his debut vs. St. Edward, running for 174 yards and 2 touchdowns while passing for 114 yards.

Junior running back Brian Trobel is also to be feared. The young back galloped for 194 yards and 4 touchdowns in his varsity debut, showing off quickness and speed. Add in some weapons at wide-out, and Mentor can do it all.

"They can go either way," said Kyle. "So far with one game, they've had success running, but it's the Mentor passing game, so they can go to it."

Despite the wealth of offensive playmakers on the Mentor roster, the Cardinals' top strength on offense may be its linemen.

Mentor's offensive line is bookended by two large offensive tackles - 6'5, 280-pound Ryan Jacoby (an Ohio State commit) on the left side and 6'5, 275-pound Nick Samac (Michigan State-bound) on the right. Mentor's big men up front will look to make a large impact on Saturday.

"You hope you use your technique and blitz packages to help put those guys on their heels to keep them guessing," Coach Kyle said. "Sometimes that can disrupt the flow. But also, maintain your gap. If I'm assigned the 'B' gap, no one says I have to blow through the guy and go five yards into the backfield. That's not what we want to do. We want to maintain the gap and slide to the ball. Overpenetrating causes a lot of danger against Mentor. You get pumped up and you go flying in, they trap you and push you with your momentum, that opens a seam, and there goes the runner. Having size helps, but it's all about technique."



With linemen, Mentor will utilize counters, power runs with pulling guards, and quarterback runs off fakes to the back. The Wildcats' front six will need to maintain gap integrity and watch for the counter.

SAINT IGNATIUS OFFENSE VS. MENTOR DEFENSE

The Wildcats' offense is just beginning to define its identity this season. Senior Patrick Delahunty is the starter at quarterback, with junior Griffin Hanna appearing in a series per half for a spark and to acquire reps under center.

At running back, Bo Floyd will see the majority of time, with Jack Welcsh mixing in as a power back. At wideout, Connor Cmiel, Luke Cooper, and Jack Kennedy form the top trio with Nigel Drummond II sidelined for now.

On the flipside, defensive end Noah Potter leads a solid Mentor defense that's hungry for improvement after allowing 39 points to St. Edward.

The Cardinals use a variety of coverage schemes, but reliably use a 3-man front, 3-4 defense. Mentor does not often blitz, but isn't afraid to do so.

"They'll keep you guessing. They won't let you realize everything they're doing," Kyle said. "They'll blitz here and there. They're not a team that blitzes for blitzing's sake. When they're blitzing, there's a reason. You have to be careful about that."

SAINT IGNATIUS SPECIAL TEAMS VS. MENTOR SPECIAL TEAMS

The Wildcats will lean on Pat Otter in the kicking game, relying on Rory McConville for short field goals and extra points. Otter did well last week on punts and kickoffs. Look for Zach LaPorte and Nate Conry to have an impact on returns.

Mentor has a great kicker in Conor McIntosh. The senior can consistently hit field goals of 45 yards and in, and can boot the ball well on kickoffs.

ARCHBISHOP HOBAN RECAP

HOBAN'S GROUND GAME WINS THE DAY IN OPENER

By Joe Ginley

Speedy players fill both the Saint Ignatius and Archbishop Hoban rosters, but it was the offensive and defensive lines that decided the 2018 season opener.

Archbishop Hoban won the battle in the trenches and captured a 21-14 win over the host Wildcats on Saturday at Byers Field.

With the wind swirling and impacting strategy in the first half, the Knights turned to the ground game in the second half. The strategy worked, as Hoban possessed the ball for 12:08 of the first 13:41 of the second half, scoring two touchdowns along the way.

The Wildcats battled until the end, narrowing the gap from 21-14 in the fourth quarter, but Hoban's dominant stretch clinched a season-opening win for the Knights. The defeat marks the first loss in an opener since 2013.

As a whole, the Wildcats did well on defense early. The team held a talented Hoban offense to 113 yards in the first half, including just 26 yards on the ground.

The Knights drove into field goal range on their first drive of the game, but Danny Scelza and other Cats sprinted in to block the field goal. The brilliant play placed the Wildcats at the Knights' 42-yard line. The Football Cats could not take advantage of the opportunity, forcing a Pat Otter punt. The senior's big foot hemmed in Hoban at its 16-yard line at the 7:02 mark of the first.

The first big play of the game occurred with just over two minutes left in the first quarter. Patrick Delahunty found Nigel Drummond II in the flat, and the senior wideout worked his magic. Drummond evaded a would-be tackler and galloped 59 yards to place the Wildcats deep in Knights territory.

Due to a fierce Hoban pass rush, the hosts could not take advantage of the opportunity. The Knights blocked a would-be 48-yard field goal with 25 seconds left in the quarter.

On Hoban's next drive, starting in the first quarter and moving into the second, the Knights gradually picked up yards. Hoban struck first blood with 9:31 in the second, as Jordan Mick found Matt Blanchard in the end zone for a 21-yard touchdown. The extra point was good, setting the score at 7-0.

With six minutes left in the half, a 16-yard screen pass to Jack Welch invigorated the Football Cats. Delahunty and Luke Cooper connected for a critical third down pickup of 19 yards. Two plays later, Welch rammed the ball into the end zone for six. Rory McConville's extra point rang true, tying the game at

seven with 3:14 left in the half.

Both teams had chances to break the tie before halftime, but neither team could score.

To start the second half, the Knights decided to pound the ball using 3-back sets. Mixing in play-action passes to Caden Clark, Hoban's offense started to gain traction and gradually move down the field. Hoban finished off the drive with an off-tackle run for 21 yards and six points by Deamonte Trayanum. Jacob Branham's extra point set the score at 14-7 after the lengthy drive.

The Wildcats' offense could not gain any traction, giving Hoban the ball back. The Knights kept pounding the ball, gaining yards and draining the clock. The third quarter ended with Hoban in possession of the ball and marching down the field.

Early in the fourth quarter, on a critical 4th and 1 play, the Knights dialed up an outside run. The surprise call worked to perfection, with Trayanum finding space on the outside and rolling 43 yards to the end zone. The extra point stretched Hoban's advantage to 14 points, 21-7.

Spurred into action, the Wildcats offense came alive on the following drive. Connor Cmiel and Luke Cooper caught bullet passes from Griffin Hanna, forcing a Hoban timeout. The Wildcats' offense stalled at 8:40, forcing an Otter punt.

A break went to the Wildcats on the punt. A Hoban player accidentally touched the punt, and the Wildcats recovered the ball at the 27-yard line, a much-needed turnover for the hosts.

The Knights stood strong, however, notching back-to-back sacks to prevent the Cats from scoring.

The Wildcats' defense stepped up to force a Hoban punt, giving the Wildcats' offense a chance to work with 5:30 remaining. Connor Cmiel caught four passes in a row from Delahunty to march down the field and breathe fresh life into the Wildcats' hopes.

Following the Delahunty-to-Cmiel connections, the Wildcats completed the drive with 4:19 left. Delahunty dashed to paydirt on 9-yard scramble up the middle for six. McConville tacked on the extra point, making it 21-14.

On the ensuing drive, the Knights continued to pound the ball and waste clock.

The Wildcats did get the ball back with a few ticks left on the clock, but not enough time to complete the comeback.

QUICK STATS / BYERS FIELD

Week One:

Archbishop Hoban: 21 Saint Ignatius: 14
Saturday, August 25

Score by Quarters	1	2	3	4	Total
Archbishop Hoban	0	7	7	7	21
Saint Ignatius	0	7	0	7	14

2nd Quarter

09:31 AH - Blanchard 21 yd pass from Mick (Branham kick)

03:14 SIHS - Welcsh 1 yd run (McConville kick)

3rd Quarter

06:09 AH - Trayanum 21 yd run (Branham kick)

4th Quarter

10:19 AH - Trayanum 43 yd run (Branham kick)

04:19 SIHS - Delahunty 9 yd run (McConville kick)

	AH	SIHS
FIRST DOWNS	18	11
RUSHES-YARDS (NET)	44-212	23-(-1)
PASSING YDS (NET)	137	213
Passes Att-Comp-Int	21-11-0	29-14-0
TOTAL OFF. PLAYS-YARDS	65-349	52-212
Fumble Returns-Yards	0-0	0-0
Punt Returns-Yards	2-7	1-4
Kickoff Returns-Yards	1-14	2-26
Interception Returns-Yards	0-0	0-0
Punts (Number-Avg)	5-38.0	7-40.4
Fumbles-Lost	1-1	1-0
Penalties-Yards	8-55	6-45
Possession Time	30:16	17:44
Third-Down Conversions	6 of 14	1 of 10
Fourth-Down Conversions	1 of 2	0 of 1
Red-Zone Scores-Chances	1-1	2-2
Sacks By: Number-Yards	6-44	2-5

RUSHING: Saint Ignatius- Welcsh 3-10; Floyd 4-7; Cmiel 1-4;
 Delahunty 9-3; Drummond 1-(-2); Hanna 5-(-23)
 Hoban- Trayanum 14-111; Dickerson 27-103; Campbell 1-3;
 Mick 2-(-5)

PASSING: Saint Ignatius- Delahunty 9-19-0-174; Hanna 5-10-0-39
 Hoban- Mick 11-21-0-137

RECEIVING: Saint Ignatius- Cmiel 6-91; Cooper 3-30;
 Drummond 2-67; Welcsh 1-15; Biacsi 1-8; Floyd 1-2
 Hoban- Tipton 4-58; Dickerson 4-32; Clark 2-26;
 Blanchard 1-21

INTERCEPTIONS: None.

FUMBLES: Saint Ignatius- Delahunty 1-0
 Hoban- Jackson 1-1

Byers Field

Kickoff time: 7 PM • End of Game: 9:35 PM • Total elapsed time: 1:35

Weather: Partly cloudy, windy

BYERS FIELD at Robert M. Boulton Stadium



7600 Day Drive
(corner of Ridge Road and Day Drive)
Parma, Ohio

Seating Capacity: 11,850

Playing Surface: Field Turf

Built: 1928 (Major Renovations in 1940, 1957, 1963, 1993, 2013)

2018 marks the 91st season that football has been played on this location; now known as Byers Field at Robert M. Boulton Stadium.

In 1921, the cities of Parma and Parma Heights opened the first high school for their residents on a site just outside the east bleachers. Seven years later, the apple orchard and grass field located behind the new school was converted into the athletic field with the gridiron laid out in a north-south alignment, just as it is today.

Recently, renovations have been completed on the facility.

In the last decade, a new lighting system was installed; bleacher improvements (including the installation of handrails) were completed along with renovations to the lockerrooms, restrooms and concession areas.

Other improvements include the installation of a video board at the north end of the stadium - it is one of the largest video boards in use at a high school facility the state.

The pressbox, which has been upgraded in the past five seasons with a new working media area and new windows, seats 30 journalists and broadcasters.

New field turf was installed for the 2012 season. In the last two seasons, the stadium has also had handicapped seating added to both sets of grandstands, including 46 wheelchair and companion seats on the home side of the stadium.

The Parma City Schools invested nearly \$1.2 million into the facility during the summer of 2014, including a new parking lot on the south end of the Stadium and the full replacement of the parking lot on the east side of the stadium, under the Press Box.

LAST SEASON'S GAME #1

Week Two:

Saint Ignatius: 41 Mentor: 31

Friday, September 1

Score by Quarters	1	2	3	4	Total
Saint Ignatius	3	21	7	10	41
Mentor	0	10	14	7	31

1st Quarter

01:56 SIHS - Trickett 32 yd field goal

2nd Quarter

08:10 SIHS - Bobinski 2 yd run (Trickett kick)

05:51 MENT - McIntosh 22 yd field goal

03:15 MENT - Shea 13 yd pass from Tatarunas (McIntosh kick)

02:55 SIHS - Snyder 28 yd pass from Hall (Trickett kick)

00:25 SIHS - Drobnick 12 yd pass from Hall (Trickett kick)

3rd Quarter

09:03 MENT - Tatarunas 5 yd run (McIntosh kick)

06:32 MENT - Floriea 17 yd pass from Tatarunas (McIntosh kick)

00:00 SIHS - Snyder 24 yd pass from Hall (Trickett kick)

4th Quarter

09:04 SIHS - Floyd 10 yd run (Trickett kick)

04:48 SIHS - Trickett 42 yd field goal

04:21 MENT - Baird 46 pas from Tatarunas (McIntosh kick)

	SIHS	MENT
FIRST DOWNS	24	18
RUSHES-YARDS (NET)	53-227	19-70
PASSING YDS (NET)	291	341
Passes Att-Comp-Int	30-14-1	44-25-2
TOTAL OFF. PLAYS-YARDS	83-518	63-411
Fumble Returns-Yards	0-0	0-0
Punt Returns-Yards	3-16	0-0
Kickoff Returns-Yards	6-78	4-81
Interception Returns-Yards	2-26	1-3
Punts (Number-Avg)	4-37.5	7-33.6
Fumbles-Lost	1-1	0-0
Penalties-Yards	9-74	3-35
Possession Time	30:45	17:15
Third-Down Conversions	7 of 17	2 of 12
Fourth-Down Conversions	0 of 0	1 of 1
Red-Zone Scores-Chances	4-6	4-4
Sacks By: Number-Yards	1-4	2-8

RUSHING: Saint Ignatius- Floyd 22-114; Bobinski 23-97; Hall 8-16

Mentor- Edmond 9-45; Tatarunas 5-15; Saginario 5-10

PASSING: Saint Ignatius- Hall 14-30-1-291

Mentor- Tatarunas 25-43-2-341; Shea 0-1-0-0

RECEIVING: Saint Ignatius- Snyder 6-115; Drobnick 4-82; Bobinski

1-31; Floyd 1-29; Kennedy 1-28; Pike 1-6

Mentor- Shea 8-74; Kleinhenz 5-74; Baird 4-57; Floriea

3-66; Edmond 3-1; Hartman 2-69

INTERCEPTIONS: Saint Ignatius- Scelza 1-26; Toppin 1-0

Mentor- Paglio 1-3

FUMBLES: Saint Ignatius- Hall 1-1

Mentor- None

Jerome T. Osborne Stadium

Kickoff time: 7 PM • End of Game: 9:48 PM • Total elapsed time: 2:48

Big third quarter paves way for Wildcats' win over the Cardinals at the JTO

MENTOR - The Wildcats defeated over the Mentor Cardinals, 41-31. On the strength of touchdown passes of 28 yards and 12 yards from quarterback Kyle Hall to receivers Sammy Snyder and Michael Drobnick, and extra-point kicks by Matthew Trickett, Saint Ignatius led, 24-10, at halftime. Mentor came back in the third quarter behind quarterback Tadas Tatarunas. Tatarunas scored on a 5-yard run and with wide receiver Luke Floriea on a 17-yard TD pass that, knotted the score at 24 with 6 minutes and 32 seconds left in the third quarter. Saint Ignatius regained the lead when Hall saw Snyder in the corner of the end zone for a touchdown as time expired in the third quarter. Trickett's PAT was good, and the Wildcats led, 31-24. Following Snyder's second TD on the night, Jahadge Floyd, powered his way for a 10-yard touchdown. Floyd produced 114 yards on 22 carries. Jahadge also had a reception of 29 yards. A 42 yard field goal by Trickett increased the Wildcats' lead to 41-24, and Saint Ignatius withstood a 46-yard touchdown pass from Tatarunas to wide receiver Steven Baird with 4:21 left on the clock.

THE EARLY GOING: Saint Ignatius took a 3-0 lead in the first quarter behind a 32-yard field goal by Trickett and led, 10-0, after tailback Mark Bobinski scored on a 2-yard run with 8:10 to go in the second quarter. Trickett made the extra point. Mentor would tie the score at 10 on a 22-yard field goal by McIntosh, a 13-yard touchdown pass from Tatarunas to wide receiver Logan Shea and the PAT by McIntosh.

BY THE NUMBERS: Sammy Snyder, had six receptions for 115 yards along with two TD catches and Michael Drobnick had 82 yards and a touchdown on four receptions. Bobinski rushed for 97 yards and a score on 23 carries. Tatarunas was 25-of-43 through the air for 341 yards and three touchdown passes. Kyle Hall was 14-of-30 for 291 yards and three touchdown strikes. Saint Ignatius led in first downs, 24-18, rushing yards, 227 to 70, and total offense, 518 yards to 411 for Mentor.

A CASE FOR THE DEFENSE: Cornerback

Danny Scelza came up with an interception of Tatarunas. Defensive back Cam Toppin made his third interception on the season and had six unassisted tackles. Linebacker Tommy Eichenberg made seven tackles, including a sack, and linebacker Logan Joyce applied pressure off the edge.

LAST SEASON'S GAME #2

Regional Final:

Mentor: 23 Saint Ignatius: 21

Friday, November 17

Score by Quarters	1	2	3	4	Total
Mentor	7	0	7	9	23
Saint Ignatius	7	7	7	0	21

1st Quarter

09:36 MENT - McDougall 36 yd run (McIntosh kick)

05:28 SIHS - Floyd 1 yd run (Trickett kick)

2nd Quarter

06:59 SIHS - Alexander 1 yd run (Trickett kick)

3rd Quarter

05:42 MENT - McDougall 18 yd run (McIntosh kick)

03:10 SIHS - Welcsh 13 yd run (Trickett kick)

4th Quarter

07:45 MENT - Floriea 32 yd pass from Tatarunas (kick blocked)

00:37 MENT - McIntosh 27 yd field goal

	MENT	SIHS
FIRST DOWNS	22	24
RUSHES-YARDS (NET)	43-254	55-271
PASSING YDS (NET)	166	132
Passes Att-Comp-Int	21-14-0	19-13-1
TOTAL OFF. PLAYS-YARDS	64-420	74-403
Fumble Returns-Yards	0-0	0-0
Punt Returns-Yards	0-0	0-0
Kickoff Returns-Yards	0-0	3-34
Interception Returns-Yards	1-0	0-0
Punts (Number-Avg)	2-31.5	2-34.0
Fumbles-Lost	1-0	0-0
Penalties-Yards	2-10	3-38
Possession Time	21:45	26:15
Third-Down Conversions	7 of 13	7 of 14
Fourth-Down Conversions	2 of 3	4 of 4
Red-Zone Scores-Chances	2-3	3-4
Sacks By: Number-Yards	3-7	2-15

RUSHING: Mentor- McDougall 18-151; Tatarunas 12-61; Edmond 8-27; Kipp 1-8; Shea 3-7; TEAM 1-0.

Saint Ignatius- Floyd 20-94; Welcsh 16-85; Alexander 17-80; Snyder 2-12

PASSING: Mentor- Tatarunas 14-21-0-166

Saint Ignatius- Alexander 13-18-1-132, TEAM 0-1-0-0

RECEIVING: Mentor- Hartman 3-41; McDougall 3-28; Shea 2-26;

Kleinhenz 2-22; Baird 2-14; Floriea 1-32;

Edmond 1-3

Saint Ignatius- Snyder 4-36; Floyd 4-32; Kennedy 2-34;

Pike 2-22; Welcsh 1-8

INTERCEPTIONS: Mentor- Laganke 1-0

Saint Ignatius- None.

FUMBLES: Mentor- Tatarunas 1-0

Saint Ignatius- None.

Bedford Bearcat Stadium

Kickoff time: 7:30 PM • End of Game: 9:51 PM •

Total elapsed time: 2:21

Wildcats' season ends with a heartbreaking loss to the Cardinals

BEDFORD - The Mentor Cardinals scored the winning points on a 27-yard field goal by Conor McIntosh with 37 seconds remaining and then watched a 52-yard field goal attempt by Saint Ignatius sail wide left in the final seconds.

Mentor took a 7-0 lead on a 7-play, 80-yard drive that featured a 36-yard touchdown run by TB Elijah McDougal. McIntosh's extra-point kick was good with 9 minutes and 36 seconds remaining in the first quarter. McDougal's TD came on a fourth down-and-1 from the Wildcats' 36. Saint Ignatius answered with a 12-play 73-yard scoring drive. Tailback Jahadge "Bo" Floyd scored from 1-yard out and the extra point by kicker Matthew Trickett tied the score at 7 with 5:28 left in the first quarter.

The Wildcats rode a third-down reception by TB Jack Welcsh, the running of Welcsh and Alexander, and a diving reception by WR Connor Kennedy to a first-and-goal at the Mentor 2. After a holding penalty on the 'Cats made it first-and-goal at the 13, Snyder came up with a catch at the 1-yard line and from there Alexander scored. Trickett's PAT stretched Saint Ignatius' lead to 14-7.

The third quarter saw Mentor scoring from McDougal, on an 18-yard run off a 10-play, 80-yard drive. McIntosh's PAT tied the score at 14 with 5:42 left in the third quarter.

Saint Ignatius drove 59 yards in eight plays and went back on top off a 13-yard TD run by Welcsh and the extra point by Trickett with 3:10 remaining in the third quarter. Welcsh kept the drive alive by picking up a first down off a fourth-and-1 from the Cardinals' 29. Most of the fourth quarter belonged to Mentor, as QB Tadas Tatarunas hurt the Wildcats with his poise under pressure on third down conversions and his ability to scramble for big yards.

A 32-yard touchdown pass, Tatarunas to wide receiver Luke Floriea cut the Cardinals' deficit to 21-20 and the Wildcats held that 1-point advantage after they blocked the attempt for the tying extra point with 7:45 remaining. The TD finished off an 8-play, 83-yard drive.

Mentor's offense put together a 17-play, 71-yard march that ate up 5 minutes and 15 seconds, and ended with McIntosh's eventual game-winning field goal. Saint Ignatius' 52-yard field goal attempt, which sailed away to the left in the final 5 seconds, came after a catch by Floyd and a scramble for a first down by Alexander. The ensuing missed field goal ended the Wildcats' season in Bedford.

2018 INDIVIDUAL STATS



2018 Saint Ignatius Varsity Football SAINT IGNATIUS Overall Individual Statistics (as of Aug 26, 2018) All games



Rushing	gp	att	gain	loss	net	avg	td	lg	avg/g
WELCSH,Jack	1	3	10	0	10	3.3	1	6	10.0
FLOYD,Jahadge	1	4	9	2	7	1.8	0	6	7.0
CMIEL,Connor	1	1	4	0	4	4.0	0	4	4.0
DELAHUNTY,P.	1	9	20	17	3	0.3	1	9	3.0
DRUMMOND II, N.	1	1	0	2	-2	-2.0	0	0	-2.0
HANNA,Griffin	1	5	2	25	-23	-4.6	0	1	-23.0
Total	1	23	45	46	-1	0.0	2	9	-1.0
Opponents	1	44	223	11	212	4.8	2	43	212.0

Passing	gp	effic	comp-att-int	pct	yds	td	lg	avg/g
DELAHUNTY,P.	1	124.29	9-19-0	47.4	174	0	59	174.0
HANNA,Griffin	1	82.76	5-10-0	50.0	39	0	14	39.0
Total	1	109.97	14-29-0	48.3	213	0	59	213.0
Opponents	1	122.90	11-21-0	52.4	137	1	25	137.0

Receiving	gp	no.	yds	avg	td	lg	avg/g
CMIEL,Connor	1	6	91	15.2	0	29	91.0
COOPER,Luke	1	3	30	10.0	0	17	30.0
DRUMMOND II, N.	1	2	67	33.5	0	59	67.0
WELCSH,Jack	1	1	15	15.0	0	15	15.0
BIACSI,Ethan	1	1	8	8.0	0	8	8.0
FLOYD,Jahadge	1	1	2	2.0	0	2	2.0
Total	1	14	213	15.2	0	59	213.0
Opponents	1	11	137	12.5	1	25	137.0

Punt Returns	no.	yds	avg	td	lg
LAPORTE,Zach	1	4	4.0	0	4
Total	1	4	4.0	0	4
Opponents	2	7	3.5	0	4

Interceptions	no.	yds	avg	td	lg
Total	0	0	0.0	0	0
Opponents	0	0	0.0	0	0

Kick Returns	no.	yds	avg	td	lg
DRUMMOND II, N.	1	6	6.0	0	6
CONRY,Nathan	1	20	20.0	0	20
Total	2	26	13.0	0	20
Opponents	1	14	14.0	0	14

Fumble Returns	no.	yds	avg	td	lg
Total	0	0	0.0	0	0
Opponents	0	0	0.0	0	0

2018 DEFENSIVE STATS



Defensive Statistics (Final) 2018 Saint Ignatius Varsity Football ARCHBISHOP HOBAN vs SAINT IGNATIUS (Aug 25, 2018 at PARMA, OHIO)

#	ARCHBISHOP HOB	Solo	Ast	Total	Sacks-Yds	TFL-Yds	FF	FR-Yds	Int-Yds	BrUp	Blks	QBH
7	JACKSON, Isiah	7	0	7.0	-	-	-	-	-	-	-	-
24	COBB, Cordell	5	0	5.0	-	-	-	-	-	-	-	-
9	SAAHIR, Marcus	4	0	4.0	-	1.0-1	-	-	-	-	-	-
2	SALOPEK, Matt	4	0	4.0	-	-	-	-	-	1	-	-
44	MICHALOWICZ, J.	2	0	2.0	1.0-9	2.0-11	1	-	-	-	1	-
30	MILLER, Mike	2	0	2.0	1.0-10	1.0-10	-	-	-	-	-	-
20	JAMISON, M.	2	0	2.0	2.0-10	2.0-10	-	-	-	-	-	-
54	PETIT, Jacob	2	0	2.0	-	-	-	-	-	-	-	-
22	BAUER, Luke	2	0	2.0	-	1.0-2	-	-	-	-	-	-
23	THREADGILL, A.	1	0	1.0	-	-	-	-	-	-	-	-
T	TEAM	1	0	1.0	-	-	-	-	-	-	-	-
1	TRAYANUM, D.	1	0	1.0	-	-	-	-	-	-	-	-
5	OLLISON, Damon	1	0	1.0	-	-	-	-	-	1	-	-
6	STALLWORTH, A.	1	0	1.0	-	1.0-1	-	-	-	-	-	-
17	PETERSON, Daryl	1	0	1.0	-	-	-	-	-	-	-	-
26	BLANCHARD, Matt	1	0	1.0	1.0-9	1.0-9	-	-	-	-	-	-
51	WITCHER, Ernest	1	0	1.0	1.0-6	1.0-6	-	-	-	-	-	-
Totals		38	0	38.0	6.0-44	10.0-50	1	0-0	0-0	2	1	0

#	SAINT IGNATIUS	Solo	Ast	Total	Sacks-Yds	TFL-Yds	FF	FR-Yds	Int-Yds	BrUp	Blks	QBH
6	ELAD, Jett	7	5	9.5	-	2.5-6	-	-	-	1	1	-
45	EICHENBERG, T.	7	4	9.0	-	1.0-1	-	-	-	-	-	-
26	PUHALSKY, M.	5	2	6.0	-	1.0-2	-	-	-	-	-	-
46	WELCSH, Jack	1	10	6.0	-	-	-	1-0	-	-	-	-
47	SULLIVAN, Kyle	0	11	5.5	-	-	-	-	-	1	-	-
63	MCMAHAN, Zachary	2	3	3.5	2.0-5	1.0-5	-	-	-	-	-	-
31	CAMPOLIETI, C.	1	3	2.5	-	0.5-1	-	-	-	-	-	1
48	SCELZA, Daniel	1	3	2.5	-	-	-	-	-	-	-	-
T	TEAM	2	0	2.0	-	-	1	-	-	-	-	-
25	RECHIN, Aidan	1	1	1.5	-	-	-	-	-	-	-	-
37	MCNAMARA, M.	1	1	1.5	-	-	-	-	-	-	-	-
44	VELOTTA JR., C.	0	3	1.5	-	-	-	-	-	1	-	-
24	KENNEDY, Jack	1	0	1.0	-	-	-	-	-	1	-	-
15	HARTLEY, Merick	0	2	1.0	-	-	-	-	-	-	-	-
71	SCHWITZGEBEL, N.	0	2	1.0	-	-	-	-	-	-	-	-
86	WELLS, Aidan	0	1	0.5	-	-	-	-	-	-	-	-
59	WATTERS, M.	0	1	0.5	-	-	-	-	-	-	-	-
62	LEVERT, Rico	0	1	0.5	-	-	-	-	-	-	-	-
52	GERACE, Anthony	0	1	0.5	-	-	-	-	-	-	-	-
Totals		29	54	56.0	2.0-5	6.0-15	1	1-0	0-0	4	1	1

MONEY PLAYS / RED ZONE

Money plays are defined as plays resulting in first down or a touchdown

MONEY RUSHERS	1st	TD	No.	Att
WELCSH,Jack	1	1	2	3
DELAHUNTY,P.	1	1	1	6
TOTALS	2	2	3	17

MONEY RECEPTIONS	1st	TD	No.	Rec
CMIEL,Connor	4	0	4	6
COOPER,Luke	2	0	2	3
DRUMMOND II, N.	1	0	1	2
WELCSH,Jack	1	0	1	1
TOTALS	8	0	8	14

1ST DOWN MONEY RUSHERS	1st	TD	No.	Att
TOTALS	0	0	0	8

1ST DOWN MONEY RECEPTIONS	1st	TD	No.	Rec
CMIEL,Connor	4	0	4	5
TOTALS	4	0	4	6

2ND DOWN MONEY RUSHERS	1st	TD	No.	Att
WELCSH,Jack	1	1	2	2
DELAHUNTY,P.	1	1	1	3
TOTALS	2	2	3	7

2ND DOWN MONEY RECEPTIONS	1st	TD	No.	Rec
COOPER,Luke	1	0	1	2
DRUMMOND II, N.	1	0	1	1
WELCSH,Jack	1	0	1	1
TOTALS	3	0	3	6

3RD DOWN MONEY RUSHERS	1st	TD	No.	Att
TOTALS	0	0	0	2










3RD DOWN MONEY RECEPTIONS	1st	TD	No.	Rec
COOPER,Luke	1	0	1	1
TOTALS	1	0	1	2

			Times In RZ	Times Scored	Total Pts	TDs	Rush TDs	Pass TDs	FGs Made	Failed to score inside RZ					
Date	Opponent	Score								FGA	Down	Int	Fumb	Half	Game
Aug 25, 2018	ARCHBISHOP HOBAN	L 14-21	2	2	14	2	2	0	0	0	0	0	0	0	0
Sep 1, 2018	MENTOR														
Sep 7, 2018	at EUCLID														
Sep 14, 2018	at COF ACADEMY														
SEP 22, 2018	ELDER														
SEP 29, 2018	CANADA N-CLARKSON														
OCT 6, 2018	WEST TORONTO PREP														
OCT 13, 2018	ARCHBISHOP MOELLER														
OCT 20, 2018	at ST. XAVIER														
OCT 26, 2018	ST. EDWARD														
Totals			2	2	14	2	2	0	0	0	0	0	0	0	0
2 of 2 (100.0%)															

Opponents Inside SAINT IGNATIUS Red-Zone

			Times	Times	Total		Rush	Pass	FGs	Failed to score inside RZ					
Date	Opponent	Score	In RZ	Scored	Pts	TDs	TDs	TDs	Made	FGA	Down	Int	Fumb	Half	Game
Aug 25, 2018	ARCHBISHOP HOBAN	L 14-21	1	1	7	1	0	1	0	0	0	0	0	0	0
Sep 1, 2018	MENTOR														
Sep 7, 2018	at EUCLID														
Sep 14, 2018	at COF ACADEMY														
SEP 22, 2018	ELDER														
SEP 29, 2018	CANADA N-CLARKSON														
OCT 6, 2018	WEST TORONTO PREP														
OCT 13, 2018	ARCHBISHOP MOELLER														
OCT 20, 2018	at ST. XAVIER														
OCT 26, 2018	ST. EDWARD														
Totals			1	1	7	1	0	1	0	0	0	0	0	0	0
1 of 1 (100.0%)															

COMPOSITE SCHEDULE

Opponent	Aug 24/25	Aug 31/Sept 1	Sept 7/8	Sept 14/15	Sept 21/22	Sept 28/29	Oct 5/6	Oct 12/13	Oct 19/20	Oct 26/27
Archbishop Hoban KNIGHTS		Cardinal Mooney CARDINALS	Huber Heights Wayne WARRIORS	Ursuline FIGHTING IRISH	St. Vincent-St. Mary FIGHTING IRISH	Benedictine BENGALS	Lake Catholic COUGARS	Padua BRUINS	Walsh Jesuit WARRIORS	Notre Dame-Cathedral Latin LIONS
Mentor CARDINALS	St. Edward EAGLES W, 42-39		Glenville TARBLOODERS	Strongsville MUSTANGS	Brunswick BLUE DEVILS	Medina BEES	Shaker Hts RED RAIDERS	Solon COMETS	Euclid PANTHERS	Elyria PIONEERS
Euclid PANTHERS	Glenville TARBLOODERS W, 42-17	Lorain TITANS		Medina BEES	Elyria PIONEERS	Strongsville MUSTANGS	Solon COMETS	Brunswick BLUE DEVILS	Mentor CARDINALS	Shaker Hts RED RAIDERS
COF Academy IRONMEN *	North Allegheny (PA) TIGERS L, 20-45	Huber Heights Wayne WARRIORS	Lima Senior SPARTANS		St. Edward EAGLES	Detroit Catholic Central SHAMROCKS	Bloomfield Hills Brother Rice (MI) WARRIORS	Dayton Dunbar WOLVERINES	Christian Brothers (MO) CADETS	IMG Academy (FL)
Elder PANTHERS	Gahanna Lincoln GOLDEN LIONS W, 31-0	Indianapolis Cathedral (IN) FIGHTING IRISH	Clarkson FOOTBALL NORTH	St. Edward EAGLES		Cincinnati St. Xavier BOMBERS	Cincinnati Archbishop Moeller CRUSADERS	Winton Woods WARRIORS	St. John Vianney (MO) GRIFFINS	Cincinnati LaSalle LANCERS
Clarkson FOOTBALL NORTH *	Archbishop Moeller CRUSADERS L, 14-27	BYE	Elder PANTHERS	Erie (PA) ROYALS	Lorain TITANS		St. Frances Academy (MD) PANTHERS	St. Xavier BOMBERS	Cheshire Academy (CT) CATS	vs. Erie Cathedral Prep (PA) RAMBLERS
West Toronto Prep SQUAD *	Peters Township (PA) INDIANS L, 7-43	Pickerington Central TIGERS	Massillon Perry PANTHERS	Brentwood Academy (TN) EAGLES	BYE	Cardinal Mooney CARDINALS		vs. Erie Cathedral Prep (PA) RAMBLERS	Erie McDowell TROJANS	Dayton Dunbar WOLVERINES
Cincinnati Archbishop Moeller CRUSADERS	Clarkson FOOTBALL NORTH W, 27-14	Louisville Trinity (KY) SHAMROCKS	Scott County (KY) CARDINALS	Lexington Lafayette (KY) GENERALS	Cincinnati St. Xavier BOMBERS	Cincinnati LaSalle LANCERS	Cincinnati Elder PANTHERS		St. Edward EAGLES	Winton Woods WARRIORS
Cincinnati St. Xavier BOMBERS	Lakota West FIREBIRDS W, 34-0	Cincinnati Colerain CARDINALS	Walnut Hills EAGLES	Indianapolis Cathedral (IN) FIGHTING IRISH	Cincinnati Archbishop Moeller CRUSADERS	Cincinnati Elder PANTHERS	Cincinnati LaSalle LANCERS	Clarkson FOOTBALL NORTH		Louisville (KY) St. Xavier Tigers
St. Edward EAGLES	vs. Mentor CARDINALS L, 39-42	vs. Detroit Cass Tech (MI) TECHNICIANS	vs. Erie Cathedral Prep (PA) RAMBLERS	Cincinnati Elder PANTHERS	COF Academy IRONMEN	Buchtel GRIFFINS	Indianapolis Cathedral (IN) FIGHTING IRISH	ST. JOSEPH Football North, Ontario	Cincinnati Archbishop Moeller CRUSADERS	