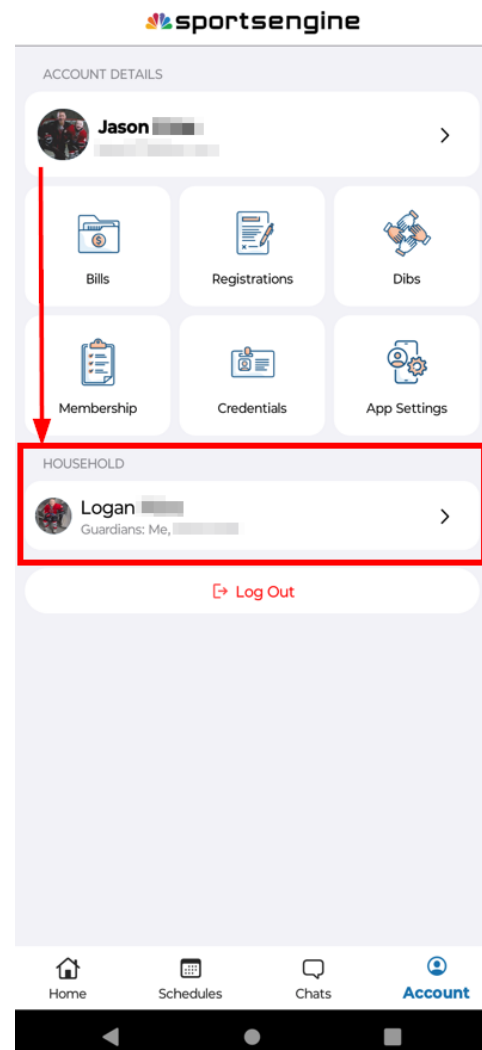
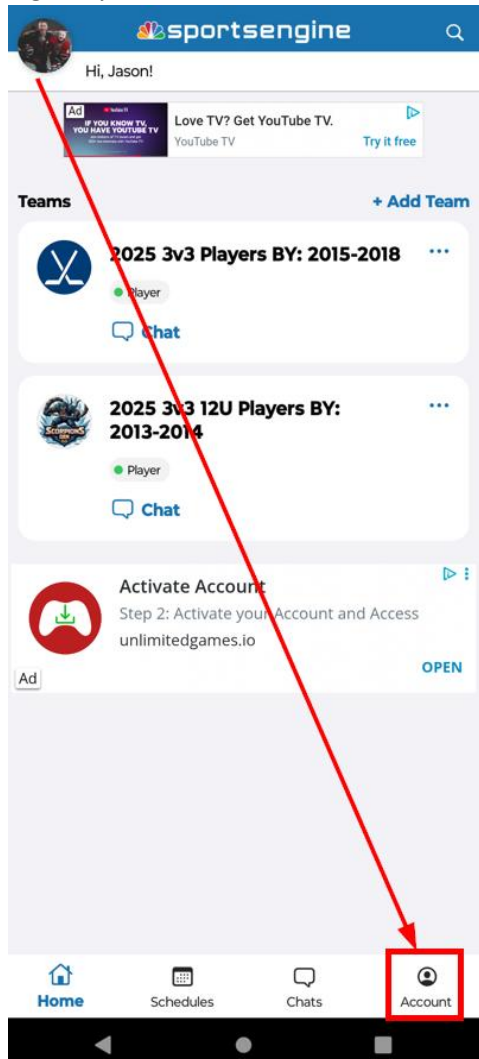


2025 Adding an additional parent or guardian in SportsEngine in the Phone App:

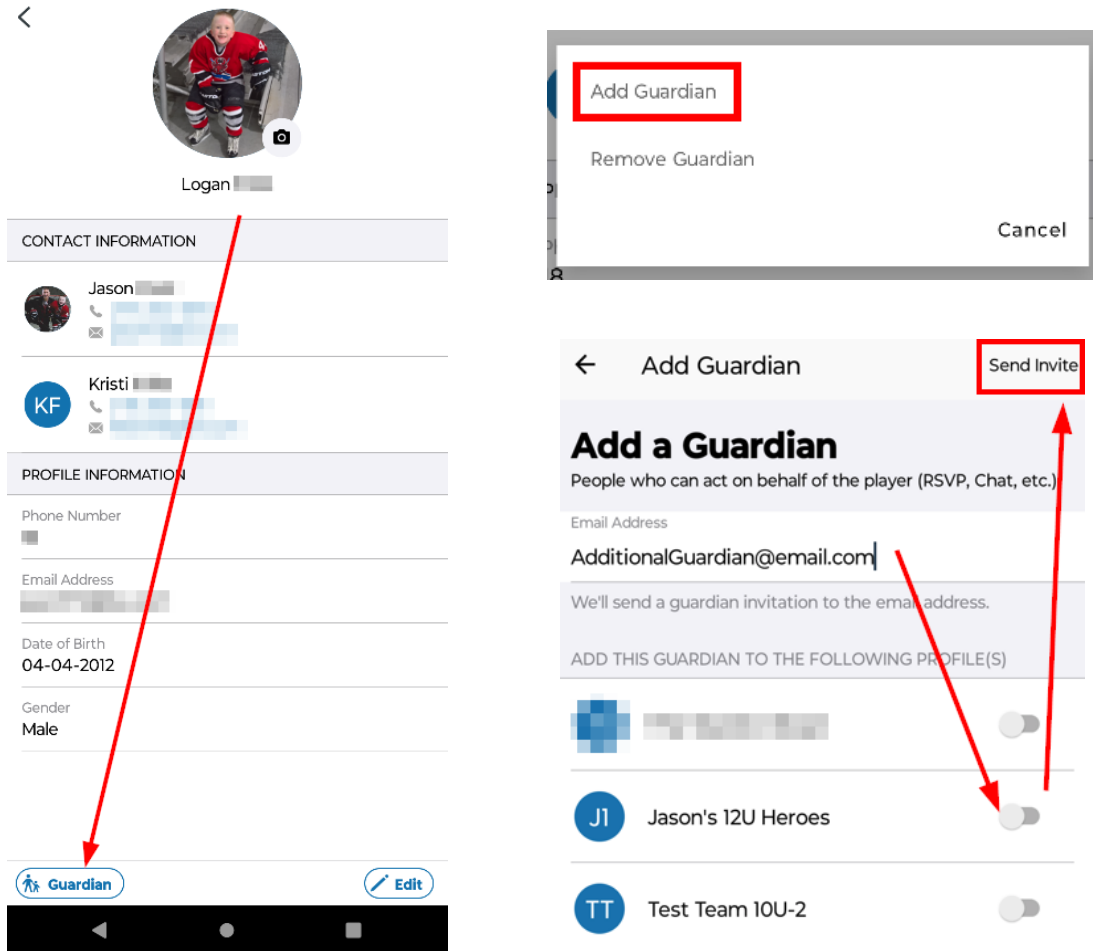
(Note this was done on an Android phone, Apple should be similar, but with the buttons likely in different locations...)

1. The primary/current parent must be logged into their existing Sports Engine app on their phone – go to your Account as shown below:



2. Under "Household" – Click on your player's name to go to the next screen (shown above right)

3. On your player's page, look for the Guardian button and press it (shown below, left):



4. A pop-up appears to Add or Remove Guardian – choose “Add Guardian” (shown above, right top).
5. On the “Add a Guardian” page, enter their email address, ensure the correct team is activated (swipe the switch), and then tap “Send Invite” (shown above, right bottom)
6. Once the invitation is accepted by the 2nd parent/guardian – they will have the same access as the primary parent/guardian in Sports Engine (schedules, chat, etc.)

This is the required process because NMAHA does NOT control SE access to your player/child – this MUST be managed by the existing primary parent/guardian account overall.

Please email us at nmahahockey@gmail.com if you have any questions or issues with this process.