

Welcome to our Spring 2025 Referee-In-Training (REFIT) Training Sterling Soccer Club's 'Junior Referee Program'



REFIT Class Zoom Training – The ONLY training is Mon Mar 10, 2025 7-9pm

Assignor: Dave Taylor, referee@sterlingsoccerclub.org (cell: 703-727-5390)

First game: Saturday, Apr 12

Last game: Saturday Jun 7

NO GAMES Sat Apr 19(Easter) or Sat May 24 (Memorial Day Weekend)

Sterling Soccer Club Referee Website: www.sterlingsoccer.org (Referee Tab)

REFIT Training Agenda

1. Introductions: Who am I, Who are you? Ref Assignor, REFIT & parent team
2. Program Overview
3. SINC Sports Account readiness and usage (Game Self Assignment System)
4. IRS W-9 process
5. Referee Uniform
6. SINC Sports system overview, referee account information
7. Explain expectations of a Referee In Training (REFIT) referee & Game Procedures
8. Payments, and bonus program
9. Uniform requirements
10. Game Self-Assignment process using SINC Sports
11. Meet and Greet at my house to pickup your REFIT packet the week before games
12. Next Steps for REFITs !!!

Your REFIT Team

- **You, the REFIT, are the most important person on the REFIT Team!**
- REFIT's parent/guardian who manages schedule and gets you to and from your games!
- Assignor, Dave Taylor – REFIT and Certified Referee Coordinator / USSF Certified Assignor
 - All Communications will come from me
 - Host Meetings (Pre-Season Ref Kickoff, REFIT Training Class, Mid-Season mtg)
 - Monitor Self-Assignments (please only take U6, U7, or U8 level games)
 - Answer ANY and ALL questions you have, know that my 'door' is always open
 - Contact me at email address: referee@sterlingsoccerclub.org
DO NOT DIRECTLY RESPOND TO THE SINC SPORTS EMAILS YOU GET, I DON'T GET THEM
 - Or by phone if you have an emergency or an urgent question: **Dave's Cell 703-727-5390**
 - Manage Referee Payouts and Bonus Program
- Tara Koehler– Club Administrator
 - Assignor works with Tara and the Treasurer for payment processing
 - Her email address is admin@sterlingsoccerclub.org

Overview of Sterling Soccer Club's REFeree In Training (REFIT) Junior Referee Program

1. 'In House' Sterling Soccer Club ONLY referee program for small sided 4v4 U6, U7, U8 level games
2. You MUST be at least 12yrs old as of first game day worked, but no more than 14yrs old
3. REFIT Pay is **\$12** per game (two payouts per season: halfway, and end of season, check mailed from BILL.COM check processing system. We use the mailing address from your W-9 you submit, so make it legible!!)
 - ☐ Bonus – work 8 games, earn a \$25 bonus in your end-of-season paycheck
4. It is a JOB with responsibilities!
 - ☐ ONLY take games that fit your schedule (no last minute game cancellations/returns please)
 - ☐ But I understand things come up, so call or text me if you cannot do a game you've signed up for
5. **REFITs keep the games safe, fair, and fun for our youngest players!**
6. REFITs are 50% Referee and 50% teacher of soccer at this level (the basics, nothing complicated)
7. The REFIT is required to:
 - ☐ Purchase a Uniform (Gold Ref Jersey, Black Ref Shorts, Black Ref Socks) so you proudly look the part! ~\$50
 - ☐ Obtain a watch for time-keeping with a count-up (chrono) timer (no phones please) ~\$20
 - ☐ Sign up for games in our game self-assignment system called SINC Sports
8. Referee up to 2 games on Saturdays between approximately 10:30-4pm!!!
9. Get paid twice per season (midpoint of season after 4 weeks and at end of season)
10. **What are you 'In Training' for, you might ask?? To become a State Certified Referee at age 13 or greater!!!**

We need a W-9 on file

A blank IRS W-9 form link can be found on our website under Referee tab, Resources page, at the end of Referee Pay section

Print page 1, fill it out so we can read it, take a picture, then email it in

1. Print your full Legal Name
2. Check 1st box
3. Print Address, City, State, Zip
4. Enter Social Security Number
5. Sign and Date

MAKE SURE IT'S READABLE PLEASE!!

Please send **ONLY Page 1** as an attachment to sysa.payables@bill.com (this is our referee payment system)

All REFEREES receive a 1099-MISC tax form at end of tax year

Form W-9 (Rev. October 2018) Department of the Treasury Internal Revenue Service		Request for Taxpayer Identification Number and Certification		Give Form to the requester. Do not send to the IRS.
Go to www.irs.gov/FormW9 for instructions and the latest information.				
1 Name (as shown on your income tax return). Name is required on this line; do not leave this line blank.				
2 Business name/disregarded entity name, if different from above				
3 Check appropriate box for federal tax classification of the person whose name is entered on line 1. Check only one of the following seven boxes.	4 Exemptions (codes apply only to certain entities, not individuals; see instructions on page 3):			
	Exempt payee code (if any) _____			
	Exemption from FATCA reporting code (if any) _____ <small>(Applies to accounts maintained outside the U.S.)</small>			
<input type="checkbox"/> Individual/sole proprietor or single-member LLC	<input type="checkbox"/> C Corporation	<input type="checkbox"/> S Corporation	<input type="checkbox"/> Partnership	<input type="checkbox"/> Trust/estate
<input type="checkbox"/> Limited liability company. Enter the tax classification (C=C corporation, S=S corporation, P=Partnership) _____ Note: Check the appropriate box in the line above for the tax classification of the single-member owner. Do not check LLC if the LLC is classified as a single-member LLC that is disregarded from the owner unless the owner of the LLC is another LLC that is not disregarded from the owner for U.S. federal tax purposes. Otherwise, a single-member LLC that is disregarded from the owner should check the appropriate box for the tax classification of its owner.				
<input type="checkbox"/> Other (see instructions) _____				
5 Address (number, street, and apt. or suite no.) See instructions.				Requester's name and address (optional)
6 City, state, and ZIP code				
7 List account number(s) here (optional)				
Part I Taxpayer Identification Number (TIN)				
Enter your TIN in the appropriate box. The TIN provided must match the name given on line 1 to avoid backup withholding. For individuals, this is generally your social security number (SSN). However, for a resident alien, sole proprietor, or disregarded entity, see the instructions for Part I, later. For other entities, it is your employer identification number (EIN). If you do not have a number, see <i>How to get a TIN</i> , later.				
Note: If the account is in more than one name, see the instructions for line 1. Also see <i>What Name and Number To Give the Requester</i> for guidelines on whose number to enter.				
Social security number				
or				
Employer identification number				
Part II Certification				
Under penalties of perjury, I certify that:				
1. The number shown on this form is my correct taxpayer identification number (or I am waiting for a number to be issued to me); and				
2. I am not subject to backup withholding because: (a) I am exempt from backup withholding, or (b) I have not been notified by the Internal Revenue Service (IRS) that I am subject to backup withholding as a result of a failure to report all interest or dividends, or (c) the IRS has notified me that I am no longer subject to backup withholding; and				
3. I am a U.S. citizen or other U.S. person (defined below); and				
4. The FATCA code(s) entered on this form (if any) indicating that I am exempt from FATCA reporting is correct.				
Certification instructions. You must cross out item 2 above if you have been notified by the IRS that you are currently subject to backup withholding because you have failed to report all interest and dividends on your tax return. For real estate transactions, item 2 does not apply. For mortgage interest paid, acquisition or abandonment of secured property, cancellation of debt, contributions to an individual retirement arrangement (IRA), and generally, payments other than interest and dividends, you are not required to sign the certification, but you must provide your correct TIN. See the instructions for Part II, later.				
Sign Here	Signature of			

Referee In Training Uniform

WHY DO WE REQUIRE A FORMAL REFEREE UNIFORM for this level of play?

- Establishes that you and only you are the final authority on the field
- You stand apart from everybody else, no doubt who is the referee/authority
- Makes players feel like they are playing a 'real game' with referees
- Makes coaches and spectators realize Sterling Soccer is serious about their referees at ALL Levels (a level of respect is established early on)
- Empowers the REFIT to make any 'final' decisions (end the game due to weather for example)
- Earns the REFIT the respect they deserve!!!
- PLUS: You already have one if you continue to get State Certified! (hint!)

SO, WEAR IT PROUDLY AND NEATLY THE MINUTE YOU SHOW UP with:

- Gold Jersey fully tucked in your snazzy black referee shorts
NOTE: I'm serious about this and if I see otherwise, I'll mention it, so be ready!
- Referee Socks fully pulled up
- Chest puffed out (LOL)

Referee In Training Uniform Details

Uniform Requirements

U6-U8 Referees – REFIT referees only need basic equipment in order to referee these young games:

- Gold Ref Jersey (you must purchase)
- Solid Black Ref shorts (you must purchase – no Adidas striped shorts please)
- Official Ref socks (you must purchase - commonly called 2-stripe socks)
- Black shoes preferred, but any will do at this level
- Referee whistle (I provide one to you!!) These are higher pitched than normal coaching whistles or whistles you find at Dick's, therefore we'll give you one, but suggest purchasing a spare in case one breaks or is lost
- A digital watch to keep time (you must purchase at approx. \$15-\$20 online or at Target/WalMart)

Uniform Purchase Options

Most soccer stores carry basic referee equipment, but the cost tends to be on the expensive side because the quality of items sold are usually very high. You WILL SAVE MONEY by ordering your referee gear online. Here are a few recommendations (look at package deals (referee kits) for best savings):

www.scoresports.com, www.officialsports.com, www.lawfive.com, soccer.epicsports.com and www.fold-a-goal.com. You can also Google "soccer referee equipment" to find links to other online stores.

Referee In Training (REFIT) Uniform

<https://scoresports.com/play-onr-match-3-piece-kit-no-2030.html>



Play On® Match 3-Piece Kit No.2030

Be the first to review this product

Availability: **In stock**

\$31.45

SKU: 2030-3P

High Quality Referee 3-Piece Kit.

This product is excluded from all promotions.

— Play On® Match 2030

COLOR:BLUE



JERSEY SIZE

Youth Large

— Classic Pro Short No.715

SHORTS SIZE

Adult 2XL

Send m

REFIT Uniform

www.officialsports.com

Referee Uniforms, Grassroots Referee, Starter Kits

W1817Y Women's Yellow 7 Piece USSF Starter Kit



Women's
Short
Sleeve

US Soccer Eco

Economy Shorts

[Home](#) / [Referee Uniforms](#) / [Grassroots Referee](#) / [Starter Kits](#)
W1817Y Women's Yellow 7 Piece USSF Starter Kit

W1817Y Women's Yellow 7 Piece USSF Starter Kit

USSF

\$37.55

No Reviews [Leave a Review](#)

Great value – this 7-piece kit includes all of your core gear at a great savings!
Start out the right way with the ***only* Official Uniform of U.S. Soccer**. Investing



SINC Sports Emails

Sample Mass Email from myself that I send via the SINC Sports system.
DO NOT REPLY TO THESE EMAILS, I WON'T SEE THEM!



31 of 9,017 < >

New REFIT Training Night - Zoom Call Monday March 10, 7-9pm

External

Inbox x



SYSASC.director@e.sincsports.com

to daveytaylor240, me ▾

Mon, Mar 3, 12:57 AM (5 days ago)





premier sports event management systems



LOUDOUN COUNTY'S FIRST SOCCER CLUB
STERLING SOCCER CLUB
EL CLUB DE FÚTBOL MÁS ANTIGUO DEL CONDADO DE LOUDOUN

*****For NEW REFITs Starting in SPRING 2025 ONLY*****

All new referees interested in participating in our Referee-In-Training (REFIT) program for Spring 2025 must attend our single night of REFIT training via a Zoom Call as follows.

A parent or guardian must be present with you to start the call to go over some administrative items such as the need for an IRS W-9 form to be filled out and sent in.

Date: Monday March 10
Time: 7pm-9pm

SINC Sports Game Self-Assignment System

- SINC Sports is our Game Assignment System (we use Self-Assignment by referees)
- I'll setup your personal account in SINC Sports after receiving the info below (most are done)
- Once I do, please do not 'play' with any of your profile settings – changing them can cause problems with your account since I don't use the full set of options SINC offers
- Within SINC Sports, there is a 'Home Page' for every club that uses it, so you must use the proper link to gain access to our Home Page area within SINC Sports to self assign games
- **The Sterling Soccer Club's Spring 2025 Season's SINC Sports link is here:**
<https://soccer.sincsports.com/TTContent.aspx?tid=SYSA&tab=1>
- If you don't already have an account setup, I need an email to referee@sterlingsoccerclub.org by Saturday with the following information to setup your account. I will do this as soon as I get your info. You will get an email to the primary email address with a link back to you SINC Account to establish your password:
 - Referee Name
 - Referee Email address – primary login (not an icloud.com account, those don't work)
 - Referee Mailing Address
 - Referee Birthdate
 - Referee Cell Phone
 - Parent/Guardian email address - secondary (both email addresses receive all emails)
 - Parent Cell phone Number

SINC Sports and your Account

Once you see this home page with Spring 2025 info for our club, you are in the right place!



LOUDOUN COUNTY'S FIRST SOCCER CLUB

STERLING SOCCER

EL CLUB DE FÚTBOL MÁS ANTIGUO DEL CONDADO DE LOUDOUN

Home Schedules Information Documents Teams Referees Venues Game Result

This is the SPRING 2025 Referee database - SEE BELOW

IF YOU SEE THIS PAGE, YOU ARE IN THE RIGHT PLACE

FOR our SPRING 2025 Season!!!

This Sterling Soccer Spring 2025 League event page is where you will see games for the Spring 2025 season when they are eventually posted. I will update this page once games are posted.

Dave Taylor

NOVA Fields – Spring 2025

Map of Northern Virginia Community College – Loudoun Campus of Potomac View Rd

U6/U7/U8
REFIT
games are
played on
7A,B,C,D,
E,F,G,H,I,J

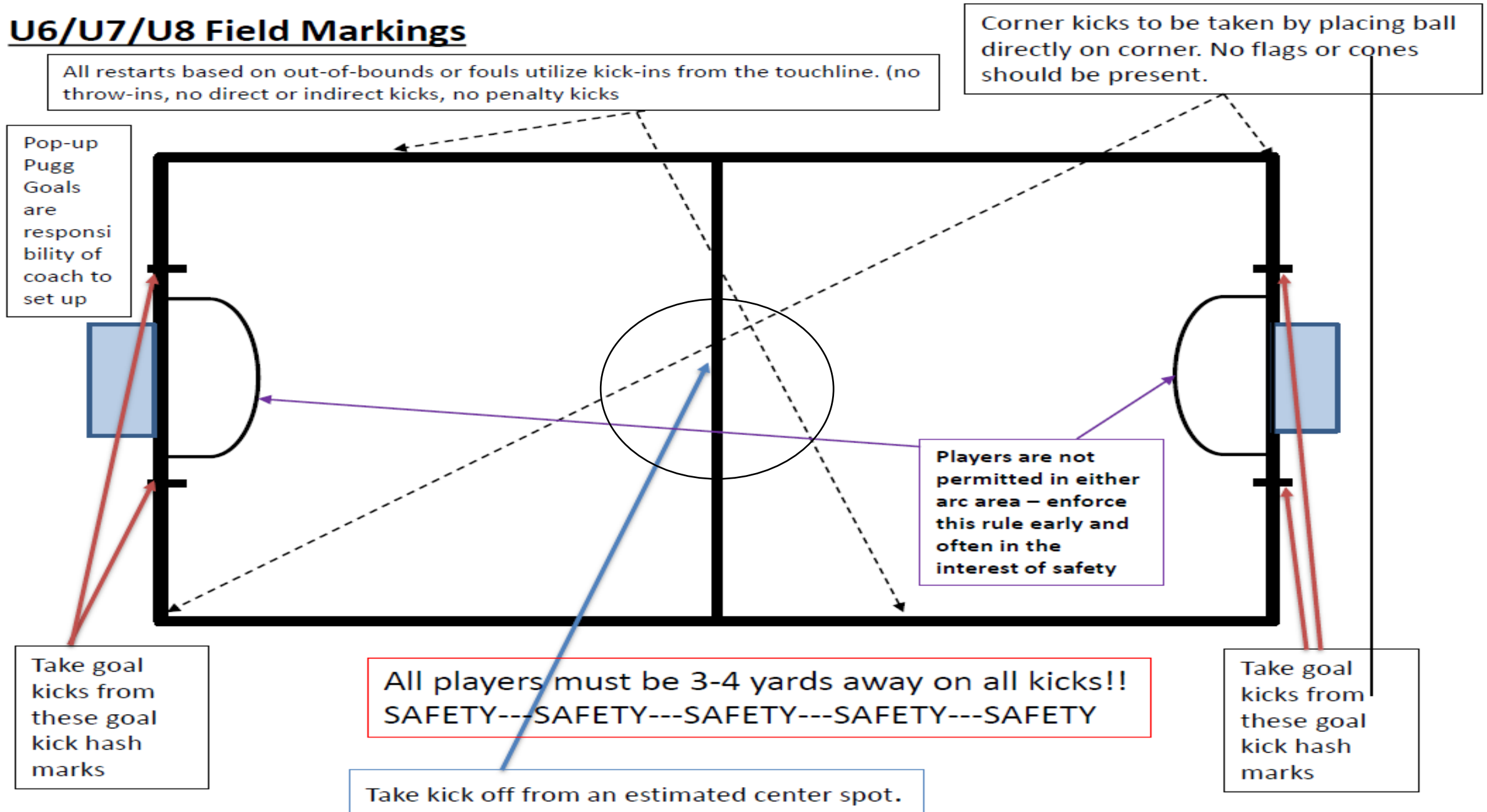


REFIT Match Rule Summary & Cheat Sheet

Match Rule	Age: U6 / U7 / U8	Notes	Fall 2024
Match Format	2 x simultaneous 4v4 games on adjacent fields	Sometimes need to play down to 3v3 if player turnout is small. Never allow 5v5 though, it gets too crowded and dangerous!	
Match Duration	4 x 10 minute quarters – WITH A RUNNING CLOCK	Blow whistle at 10min point for quarters, no extra time added	
Half Time Break	5 minutes	2 minute break between 1 st /2 nd and 3 rd /4 th quarters	
Ball Size	3		
Goalkeepers	None (remind the player no fulltime defenders)	No players should stay back and defend like a goalkeeper	
Substitutions	Anytime, even On-the-Fly during active play	Coaches should know this, but you can remind them	
Restarts	Kick-Off, Kick-In , Goal Kick, Corner Kick	Center, Touchline, Hash Mark, Corner of field (respectively)	
Indirect Kick	Not used, use a kick-in from the touchline instead		
Direct Free Kick	Not used, use a kick-in from the touchline instead		
Offside	No	Not Enforced	
Penalty Kicks	No	Not Allowed	
Heading	Not Permitted	Blow whistle, stop game, warn player, give opposing team kick-in	
Slide Tackling	Not Permitted	Blow whistle, stop game, warn player, give opposing team kick-in	
Goals	U6/U7/U8 – light metal goals	Games are only played with smaller/lighter goals on fields 7AB, 7CD, 7EF, 7GH	

U6/U7/U8 Field Layout

U6/U7/U8 Field Markings



HIGH LEVEL U6-U8 GAME INSTRUCTIONS

Start of Game: Line up opposing teams on the opposite sides of field making sure defending team is 3-4 yards back, then blow your whistle to give the orange (home) team the initial kickoff. Opposing team wears pinnies of a different color.

During the Game:

- When the ball crosses the touchline, verbally indicate which team gets the kick-in and point to the spot where the kick-in should be taken
- When the ball crosses the goal line, without it being a goal, verbally indicate which team gets goal kick or corner kick and point to the spot where the kick should be taken
- After a score, blow the whistle, get the ball, and position it on center line for kickoff

After the 1st 10min quarter ends: blow whistle, verbally indicate 'quarter break' (give 2 minute break)

After the 2nd 10min quarter ends: blow whistle, verbally indicate 'halftime break' (give 5 minutes)

(TEAMS SWITCH SIDES AT HALFTIME)

After the 3rd 10min quarter ends: blow whistle, verbally indicate 'quarter break' (give 2 minutes)

After the 4th 10min quarter ends: blow whistle, verbally indicate 'end of game'

After the Game Ends: Remain on the field of play in case players want to come up and thank you.

U6-U8 LEVEL MATCHES – STERLING SOCCER CLUB'S LOCAL LAWS OF COMPETITION

DUAL MATCH FORMAT: Coaches will split each team into 2 and play 2 simultaneous matches on two adjacent fields. Less aggressive/experienced players of each team should be on one field and the more aggressive/experienced players of each team on the other field. Coaches agree on which field is to be used for which prior to the matches and division of teams should remain discreet with no use of terms like good/bad or strong/weak players.

KICKOFF and Quarter Starting Procedures:

- The initial kickoff should be taken at mid-field by the team wearing their orange jerseys
- 2nd quarter should start with a kickoff taken at mid-field by the team wearing pinnies
- At halftime prior to the 3rd quarter, teams should change ends and shoot at opposite goal
- 3rd quarter should be started with a kickoff taken at midfield by the team wearing orange
- 4th quarter should start with a kickoff taken at mid-field by the team wearing pinnies

SUBSTITUTIONS: Substitutions are made 'on-the-fly'. At any time during the game, a sub may be made by the coach calling one player off the field and allowing another to enter. The referee's attention is not required for this form of substitution called 'on-the-fly'.

U6-U8 LEVEL MATCHES – STERLING SOCCER CLUB'S LOCAL LAWS OF COMPETITION

GOALKEEPERS: Matches are played without goalkeepers. Do not permit a player to act as a goalkeeper.

DEFENDERS: Neither team may position a full-time "defender" in defense of the goal. If a player acts as a full-time defender, ask them to join the game and mention to the coach at quarter break that full-time defenders are not permitted.

FOULS: Blow the whistle for obvious fouls such as intentional handball, tripping or pushing, and anything you think appears unsportsmanlike conduct. Then tell the players why you blew the whistle. Then move the ball to the closest touchline and award a 'kick-in' from the touchline to the opposing team.

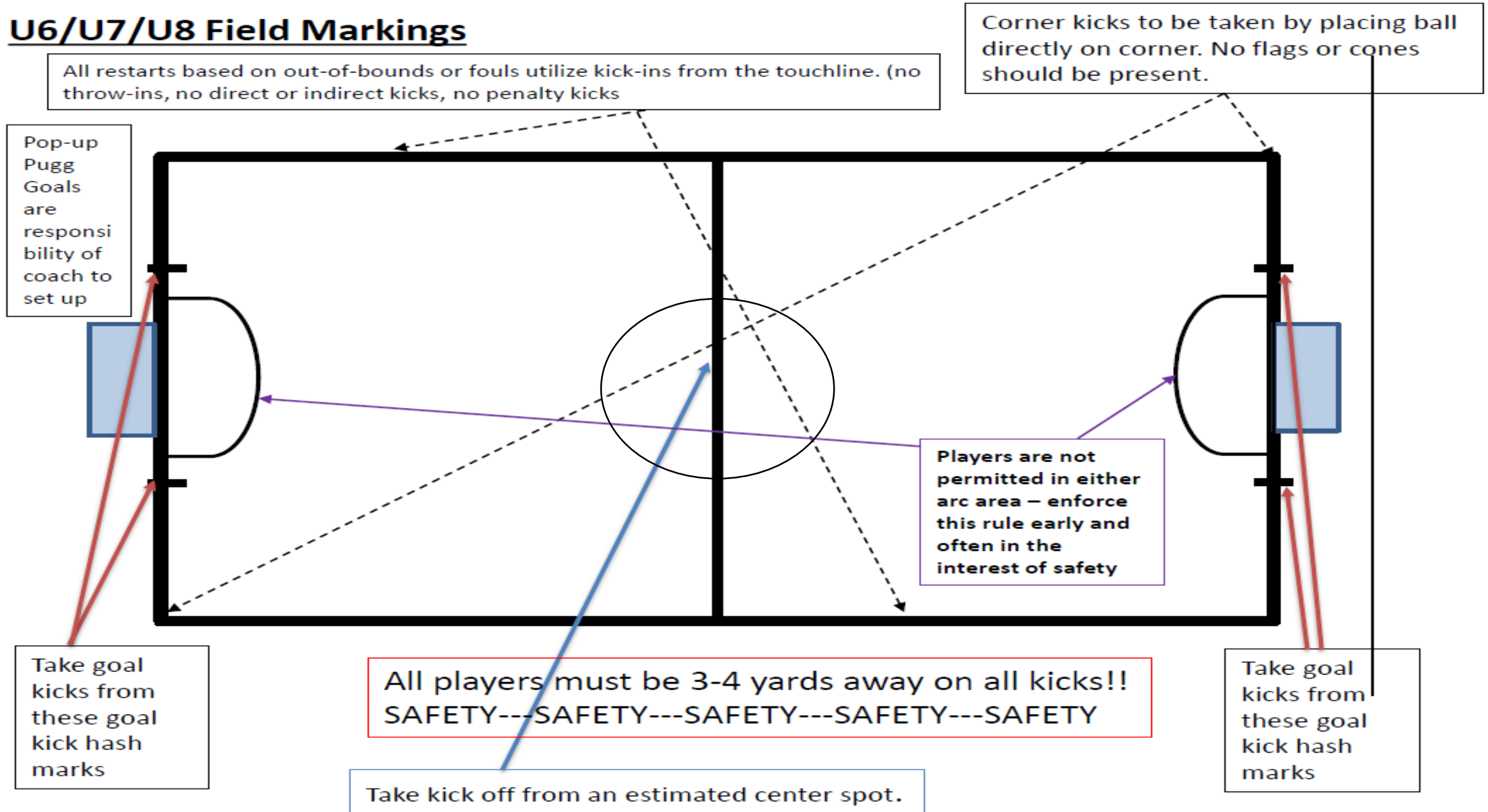
ARC AREA AND GOAL KICKS: The arc area is a semicircle in front of the goal where players are NOT ALLOWED TO ENTER. Goal kicks are taken at the hash marks which are just outside the arc on either side of the goal on the goal line. If the ball stops dead in the opponent's arc, the defense is awarded a goal-kick. If defender stops the ball within the arc area and it was going in the goal, award a goal, then a kickoff.

3-4 YARD RULE: All players must be positioned 3-4 yards (or more if needed) away from the kicker for any kick-in, kickoff, or goal-kick **for safety purposes mainly!** Adjust this as needed for the level of play!!

IF THE BALL HITS A PLAYER'S HEAD: Intentional heading is not permitted. If the ball makes contact with the head of a player, immediately blow your whistle, stop play, and check the status of the player. Award a kick-in from touchline closest to the incident. For intentional headers, blow the whistle, inform the player that heading is not permitted, and award a kick-in to the opposing team.

U6/U7/U8 Field Layout

U6/U7/U8 Field Markings



Sterling Soccer Club's U6/U7/U8 Detailed Game Procedures

Game Format:

1. U6 – U8 levels use a dual game format
2. Each team forms two sub-teams (split between more aggressive and less aggressive players) and plays two games on adjacent fields
3. A single Center Ref is used for each game with no linesman
4. 4v4 is standard format, but if teams are short players, they can play 3v3
 - **Do not permit 5v5 even if coaches ask,** it is too crowded and therefore dangerous for this (inform them they may use on-the-fly substitutions for the 5th player as often as they like)

Pre-Game:

1. Arrive 15 minutes early, meet partner ref, decide who takes which field 7A or 7B, 7C or 7D, 7E or 7F, 7G or 7H
2. If no partner ref shows up, ask coach to ref less aggressive game, you'll take more aggressive game
3. Introduce yourself to the coaches, and establish and agree on game format with coaches (4v4, maybe 3v3, but not 5v5)
4. Get coaches to sign your pay sheet

5. Conduct player equipment check for your team (one REFIT on one field, other REFIT on other field) focus on:

- * **no jewelry (absolutely no earrings, necklaces, or hard barrettes in hair) – if they have jewelry, state that they can play once the jewelry is removed**
- * **medical bracelets are allowed but must be taped to skin**
- * **Must have shin-guards that totally cover their socks**
- * **shoes can be tennis shoes or soccer cleats**
- * **remind players not to go in the arc, and to stop play if you hear the whistle**

OPTIONAL: Conduct pre-game meeting at center field with coaches and Team Sportsmanship Liaison prior to kickoff (remind them of signed Code of Conduct for Spectators) and remind coaches of on-the-fly substitutions with no goalies or defenders to be used

No coin toss used – just inform orange team to kick off first quarter, and then alternate kickoffs with pinnies, orange, pinnies

Sterling Soccer Club's U6/U7/U8 Detailed Game Procedures

During Game:

1. Start "both" adjacent games together and on time with a kickoff from center of field
 - Reminder – your highest priority is the safety of the players!
 - Orange team (no pinny) gets first kickoff (no coin toss, REFIT picks the direction)
2. Keep Time with a watch (a watch with a count-up chronograph timer is strongly suggested but a count down timer works in a pinch)
3. Blow whistle and stop the game for the following events and always provide verbal instruction on next steps!
 - after legitimate score (go get the ball and place on center circle) – restart with Kick-Off
 - to signal when to Kick-Off (after defensive players have backed up 3-4 yards from kicker)
 - to stop play to address a foul (pushing, tripping, and intentional handling) – restart w/Kick-In
 - to stop play after a quarter expires – restart with alternating team kick-off
 - to stop play if anybody gets hurt or falls and is in danger of getting stepped on – restart with Kick-In
 - Defender defends a ball in the arc and prevents a goal – warn defending player not to enter arc area, award the goal to the attacking team, and restart with Kickoff
 - ~~• Attacker scores a goal by running straight to goal thru the arc – dis allow the goal, award Goal Kick to defending team, warn attacker not to enter arc area with the ball~~

Sterling Soccer Club's U6/U7/U8 Detailed Game Procedures

During Game (Continued)

4. Don't over-use the whistle (for example, every out of bounds does not require a whistle)
5. Ensure ALL players are 3-4 yards away from the ball for ALL restarts
6. Keep an eye on the time so that you stop games at proper times and don't run over
7. Continue 2nd and 4th quarter with alternating Kick-Offs
7. Encourage players to retrieve out of bounds balls, you remain on field of play
8. Ref should take ball after scores and place in center spot for kickoff
9. Know the game rules, especially the arc rules, which are unique to this level
10. No cards or flags are required at this level (do not use cards at all at this level!)
11. Coaches can be on field during weeks 1 and 2 but should remain on the sidelines and not enter the field of play starting week 3 of the season
12. No Score is kept, but email me if games are entirely lopsided
13. Pick players for restarts if they ask you or they cannot agree on who takes the restart
14. Keep the game moving at all times
15. For any unruly behavior like fighting or unsporting behavior like loud yelling or foul language, blow your whistle, stop the game, and walk the player over to the coach and inform the coach that the player needs to take a break.

Freely interact with the players to keep the game going!

Sterling Soccer Club's U6/U7/U8 Detailed Game Procedures

Post-Game:

1. Stand at center circle for team handshake and allow players and coaches to shake your hand
2. Smile, be cordial, friendly, and respectful of players, coaches, sidelines

Freely interact with the players – this is required to keep the game going!

IF THERE'S A PROBLEM SUCH AS AN UNRULY PARENT OR COACH, AND YOU ARE UNCOMFORTABLE CONTINUING, YOU DO NOT HAVE TO DEAL WITH THEM DIRECTLY SINCE YOU ARE NOT TRAINED TO DO SO

SIMPLY PACK UP YOUR THINGS AND WALK TO THE PARKING LOT AND CALL SOMEBODY IMMEDIATELY – ME(Dave Taylor), A PARENT, ANYBODY, AND GET PICKED UP – YOU WILL STILL BE PAID, NO WORRIES!

WE WILL ABSOLUTELY DEAL WITH THIS AT THE CLUB LEVEL LATER AFTER WE'VE DISCUSSED IT WITH YOU, WE PROMISE!

YOU ARE NOT THERE TO TAKE ANY ABUSE!!!!

VYSA NEW RULE




NEW RULE : NO HEADING: If a player heads a ball during a game it will be treated as a foul, similar to a handball. U6 – U8, walk the ball to the nearest touchline and have the other team kick in at touchline.

Self Assigning your own Games

1. Monitor your email please – I send out updates via SINC sports to your email such as “REFITs can take another game as of Thursday night” or “Here are the games currently available for this weekend...”
2. You can only self-assign for games within 2 weeks in advance of game day to avoid last minute game cancellations due to unknown personal schedules
3. As the season approaches and you all have your schedules more well know, I will ask for your availability for games for the first week and I will assign you to them. This is because:
 - I will give preference to new REFITs for the first Saturday of games on Apr 12
 - There will be REFIT mentors present the first weekend to assist as needed
4. Please only take 2 games initially, then a 3rd if games are still available on Thursdays (I will email this)
☐ Please ONLY TAKE U6, U7, or U8 games (They should be marked as REFIT level games in SINC Sports)
5. Print out (or take a picture of) your schedule before going to the field to there is no confusion which field and game you are refereeing
6. You can cancel a game in SINC Sports up to 72 hrs prior to game time (Wed morning is latest)
****You CANNOT cancel once the game is within 72 hours of gametime – I need a phone call please!**

Signing Up for Games




LOUDOUN COUNTY'S FIRST SOCCER CLUB

STERLING SOCCER CLUB

EL CLUB DE FÚTBOL MÁS ANTIGUO DEL CONDADO DE LOUDOUN

[Home](#) [Schedules](#) [Information](#) [Documents](#) [Teams](#) [Referees](#) [Venues](#) [Game Result](#)



Email:

Passwor
d:

[Forgot your login?](#)

[Login](#)

New to SincSports?

[Create an account](#)

SINC Sports Home page – Spring 2025

- This Home page is your first page normally. This has relevant info that I have usually sent on email as well
- To start the self assignment process, click on the Referees Tab

**This is the
Sterling
Soccer
Home Page
In SINC Sports**



STERLING SOCCER

LOUDOUN COUNTY'S FIRST SOCCER CLUB

EL CLUB DE FÚTBOL MÁS ANTIGUO DEL CONDADO DE LOUDOUN

[Home](#) [Schedules](#) [Information](#) [Documents](#) [Teams](#) [Referees](#) [Venues](#) [Game Result](#)

This is the SPRING 2025 Referee database - SEE BELOW

IF YOU SEE THIS PAGE, YOU ARE IN THE RIGHT PLACE FOR our SPRING 2025 Season!!!

This Sterling Soccer Spring 2025 League event page is where you will see games for the Spring 2025 season when they are eventually posted. I will update this page once games are posted.

Dave Taylor

Important Spring 2025 Season Dates

- Mon Feb 10, 7:30: Referee Information Night Zoom Mtg!

Zoom Info:

[Topic: Sterling Soccer Ref Info Night](#)

SINC Sports – WRONG Home page!!

- Might happen if you've saved an OLD Link

- If SO, in WRONG DATABASE and won't see games for this season!



Welcome to our Fall 2021 soccer season!!

IF YOU SEE THIS, YOU ARE IN THE WRONG DATABASE!

To get to the Spring 2022 Database:

- 1 Click on the top left MENU icon
- 2 Select SINC MENU, then My Account, then My Home Page
- 3 Click on the Event Page button for the Active Event called Sterling Youth Spring League

Latest Updates

View schedules, standings, and get score updates on your mobile device!



Or search for "SincSports" in the store/market.

Start the Self Assignment Process

≡ MENU



LOUDOUN COUNTY'S FIRST SOCCER CLUB

STERLING SOCCER CLUB

EL CLUB DE FÚTBOL MÁS ANTIGUO DEL CONDADO DE LOUDOUN

[Home](#)[Schedules](#)[Information](#)[Documents](#)[Teams](#)[Referees](#)[Venues](#)

Sterling Soccer Club Referees,

Sterling Soccer Club uses the self-assignment option within SINC Sports for game assignments. We also use your primary email address which is also your account login and your secondary email address for mass email communication.

Please ensure all of your account information is accurate. We request that younger referees (Referee In Training refs and those under the age of 16) please use a parent's email address as the alternate email address so we know the parents are receiving information as well.

If you have any questions please contact Dave Taylor, Referee Assigner/Coordinator (Referee@sterlingsoccerclub.org)

After you have registered as a referee, you can use the self assigning tool:

[Referee Self-Assigning](#)

**This is the button to click on to
start the Self Assignment process**

Thank you.

<https://soccer.sincsports.com/ITReferee.aspx?ld=SYS&club=68&sub=0#>

SINC Sports – Personal Info

Referee Self-Assigning

Thank you.

**DO NOT CHANGE ANY OF
THE BELOW SETTINGS!**



**You may update your personal
information here**



Update Daniel Taylor

Daniel Taylor referee profile

[Click here to modify your team list in the dropdown below](#)

Not associated with any teams ▼

Select the oldest age you are comfortable officiating


1110

What year were you born?

1990

Identify your Referee Grade

00 Referee



LOUDOUN COUNTY'S FIRST SOCCER CLUB

STERLING SOCCER CLUB

EL CLUB DE FÚTBOL MÁS ANTIGUO DEL CONDADO DE LOUDOUN

Home

Schedules

Information

Documents

Teams

Referees

Venues

Daniel Taylor [view profile](#)

[Screen Help](#)

Print

UNCONFIRMED

NOTIFIED

CONFIRMED

UNAVAILABLE

GAME

DECLINED

CANCELED

Daniel Taylor	07:00A	08:00A	09:00A	10:00A	11:00A	12:00P	01:00P	02:00P	03:00P	04:00P	05:00P	06:00P	07:00P	08:00P	09:00P
Daniel Taylor	07:00A	08:00A	09:00A	10:00A	11:00A	12:00P	01:00P	02:00P	03:00P	04:00P	05:00P	06:00P	07:00P	08:00P	09:00P

SHOW

Self Assignment

Accept / Decline

Scheduled Games

The 'Show' button will result in you seeing the Self Assignment filters of Date and Site

PART ONE

1. First choose the appropriate Date from the Date dropdown (all future dates will also appear available, but we only make games available 2 weeks in advance!)

2. Then Choose the Site:
- Northern Virginia Community College (REFIT and U9/10), Algonkian Elementary (U11/U12)
 - Hencken Fields (U13-U19)

3. Then click View to see games

4. Then click in the open space of the assignment you want (your name will appear shaded in pink)

5. Then click Self Assignment

Daniel Taylor

07:00A08:00A09:00A10:00A11:00A12:00P01:00P02:00P03:00P04:00P05:00P06:00P07:00P08:00P09:00P

HIDE

Self Assignment

Date

Saturday, October 21, 2023

Site

Northern Virginia Community College

View

Games:

Self Assignment

Games after 4 days are not shown.

Game	Teams	Game Officials			
NOVA 07C/D 03:45P - 04:45P Game: 98	U7/U8 Boys Sterling 6 Landolt Sterling 5 Cunningham	REFIT	G10		
		REFIT	G10	U	Mason Allder (10)
					C
NOVA 10A 01:30P - 03:00P Game: 533	U10 Boys Sterling 3 Hawa Sterling 1- Adamson	U10 CR	G09	U	Yash Manglani (08)
		U10 AR1	G09	U	Ishaan Davu (08)
		U10 AR2	G09		
NOVA 10A 03:00P - 04:30P Game: 535	U10 Boys Sterling 2 Bell Sterling 4 Mazariegos	U10 CR	G09	U	Yash Manglani (08)
		U10 AR1	G09		
		U10 AR2	G09		
NOVA 10B 10:30A - 12:00P Game: 531	U9/U10 Girls Sterling 4 Salazar Sterling 3 Koehler	U10 CR	G09	C	Johann Orellana (08)
		U10 AR1	G09	C	Stella Marsh (08)
		U10 AR2	G09		
NOVA 10B 03:00P - 04:30P Game: 536	U9 Boys Sterling 1 Argueta Sterling 3 Altalib	U9 CR	G01	C	Dave Taylor (08)
		U9 AR1	G01	C	Ishaan Davu (08)
		U9 AR2	G01		

Self Assignment

Date: Saturday, April 05, 2014 Site: NOVA View

Games: 9:00am-10:15am 10:30am-11:45am Self Assignment

Game	Teams	Game Officials
Game: 157	Team 4 - Breslow	
Nova Field 6C/D	Under 06 Boys	R G09
01:15P - 02:30P	Team 2 - Lashgari	R1 G09
Game: 60	Team 5 - Hale	

Game	Teams	Game Officials
Hencken #09	U19 Boys	U19 CR G08 C Masud K (08) C
02:30P - 04:00P	02 - Sterling 2 - De La O	U19 AR G08 C Jia Kan Choo (08) C
Game: 118	02 - McLean 2	U19 AR G08
Game: 236	Team 5 - Gallegos	RA1 G09
Nova Field 2	Under 10 Boys	R G09
02:00P - 03:15P	Team 3 - Jaramillo	RA G09
Game: 237	Team 4 - Gregory	RA1 G09
Nova Field 6C/D	Under 06 Boys	R G09 U Josmin Bonilla C
02:30P - 03:45P	Team 3 - Villatoro	R1 G09
Game: 61	Team 4 - Gutierrez-Sol	

Game	Teams	Game Officials	Action
04/05/2014 09:00A - 10:15A	Under 09 Boys	M D NOVA	
Nova Field 1	Team 1 - Humpton	U R G09 Josmin Bonilla (08) C	<input checked="" type="checkbox"/> Decline
Game: 211	Team 6 - Rosario	S F RA G09	
		RA1 G09	
04/05/2014 10:30A - 11:45A	Under 08 Girls	M D NOVA	
Nova Field 8A	Team 1 - Hartung	S F U R G09 Josmin Bonilla (08) C	<input type="checkbox"/> Decline
Game: 131	Team 6 - Kierstein		

SINC Sports – we're there!

*****PART TWO – You must ACCEPT your OWN Self Assignments*****

6. Once games are chosen, click Accept/Decline

YOU'LL NEED TO USE IT A FEW TIMES TO GET FAMILIAR WITH HOW IT WORKS!

For the first few times, once you think you've taken games, get out, then all the way back in to be sure you've saved your games and they appear as yours!!!

7. You can also Print your Schedule or take a picture of it. Somehow please bring your schedule with you in case there are any conflicts!!!

The screenshot displays the 'Self Assignment' interface for Daniel Taylor. At the top, a header bar shows the user's name and a time slot grid from 07:00A to 09:00P. Below this, a 'SHOW' button is on the left, and an 'Accept / Decline' button is on the right, highlighted with a red arrow. The main area contains a table with columns 'Game', 'Teams', and 'Action'. At the bottom, there is a 'Print Schedule' button highlighted with a red arrow.

Print Your Schedule or KNOW IT somehow!

Profile Screen Help Print

Josmin Bonilla

UNCONFIRMED NOTIFIED CONFIRMED UNAVAILABLE GAME DECLINED CANCELED

Josmin Bonilla

07:00A 08:00A 09:00A 10:00A 11:00A 12:00P 01:00P 02:00P 03:00P 04:00P 05:00P 06:00P 07:00P 08:00P 09:00P

Saturday, April 05, 2014

Saturday, April 12, 2014

Saturday, April 26, 2014

Saturday, May 03, 2014

Saturday, May 10, 2014

Saturday, May 17, 2014

Saturday, May 31, 2014

Josmin Bonilla

07:00A 08:00A 09:00A 10:00A 11:00A 12:00P 01:00P 02:00P 03:00P 04:00P 05:00P 06:00P 07:00P 08:00P 09:00P

HIDE Self Assignment

Date Saturday, April 05, 2014 Site NOVA View

Games: 9:00am-10:15am 10:30am-11:45am Self Assignment

What to do next:

1. If not in SINC Sports already, send me an email with your information
2. Make sure you can login to your SINC Sports online account and see Home Page
3. Email your W9 as discussed earlier and let me that you did so (no W9, no pay)
4. NO NEED TO ATTEND OUR Spring KICKOFF Mtg (for Certified Refs ONLY)
5. Purchase a ref uniform ASAP (suggest online, much cheaper)
6. Buy a cheap watch with a chronograph (count up timer) (no cellphones please)
7. Look for my email to NEW REFITs asking for your availability on Apr 12 (mentors)
8. Look for emails for the dates for a 'meet and greet' at my house to pickup REFIT Packet (cheat sheet, whistle) and to say Hi!
(this will be Tue/Wed/Thu before first week of games)
9. Review this presentation which will be posted online soon (email will advertise when it is posted to our club website)
10. Monitor your email for my Weekly News as season approaches

***** GET EXCITED ABOUT YOUR FIRST GAME! *****

And as Nike says, 'Just do it'!

We usually have quite a few New and Returning REFITs interested in games, so games may go quickly since they are on a self assignment basis, so assign early as of Apr 26

If you cannot get games that work, LET ME KNOW, I WILL PRE-ASSIGN you to future games