

2016-2017 8 & UNDER MEMBERSHIP REPORT




TABLE OF CONTENTS

| | |
|---|---|
| Background | Page 1 |
| National Analysis | Page 2 |
| Illinois Analysis | Pages 3-4 |
| 2 and 2 Challenge | Page 5 |
| Illinois' 2016-17 Association Performance | Pages 6-7 |
| Local Association Analysis | Pages 8-20 |
| Program Services Contact for Affiliate | Kevin Erlenbach (719) 538-1119/ KevinE@usahockey.org |





This report focuses on the foundation of USA Hockey's player base – the 8 & under age category. It examines the entry-level age group at both the National and the Affiliate level for the past five seasons, as well as the past three seasons at the local association level. The objective is to help all levels of USA Hockey's structure understand their past performance and create achievable growth goals for the 2017-18 season.

TOTAL BOYS & GIRLS HOCKEY PARTICIPATION: AGES 8 & UNDER

| | 2012-13 | 2013-14 | 2014-15 | 2015-16 | 2016-17 |
|---------------------|---------|---------|---------|---------|---------|
| Participants | 102,956 | 103,961 | 105,925 | 107,703 | 115,694 |
| % increase | -4.1% | 1.0% | 1.9% | 1.7% | 7.4% |

Recently, concentrated growth efforts in the 8 & under age category have produced positive results:

- 8 & under participation saw an increase for the fourth year in a row.
- During the 2016-17 season there were 115,694 players; the highest total in USA Hockey's 80 year history.

By increasing the number of players at the 8 & under age level, associations are positively impacting growth at the older age levels. The table below demonstrates that recent growth at the 8 & under age level is improving the larger 9 to 14 age groups, thus supplementing long-term growth.

TOTAL BOYS & GIRLS HOCKEY PARTICIPATION: AGES 9 THROUGH 14

| | 2012-13 | 2013-14 | 2014-15 | 2015-16 | 2016-17 |
|---------------------|---------|---------|---------|---------|---------|
| Participants | 175,867 | 177,906 | 181,107 | 183,275 | 184,502 |
| % increase | 0.6% | 1.2% | 1.8% | 1.2% | 0.7% |

2 AND 2 CHALLENGE REPORTING

In an effort to work more closely with local associations, USA Hockey has instituted the 2 and 2 Challenge. The 2 and 2 Challenge, further explained on page 5, is a comprehensive program that utilizes existing national growth programs, resources, and tools to help youth hockey leaders grow participation with their local associations. To achieve these growth goals, the 2 and 2 Challenge asks participating associations to add two new players and retain two additional players than the previous season's total.

By combining established growth initiatives with USA Hockey's American Development Model, associations are poised to acquire players and retain those players through age-appropriate developmental principles.

| Number of players acquired | | Current season performance compared to previous season totals | | | | | | | |
|-----------------------------------|---------|--|---------|---------|---------|-------------------------------|----------|------------|------------|
| Total number of 8 & under players | | Current season performance compared to 2 and 2 Challenge goals | | | | | | | |
| BOYS & GIRLS 8U | | | | | | 2 AND 2 CHALLENGE | | | |
| | 2012-13 | 2013-14 | 2014-15 | 2015-16 | 2016-17 | 16-17 GOAL | VS. GOAL | VS. ACTUAL | 17-18 GOAL |
| TOTAL | 102,956 | 103,961 | 105,925 | 107,703 | 115,694 | 111,065 | 4,629 | 7,991 | 120,738 |
| | -4.1% | 1.0% | 1.9% | 1.7% | 7.4% | | | | |
| NEW | 41,000 | 44,628 | 45,480 | 45,539 | 52,076 | 48,062 | 4,014 | 6,537 | 54,598 |
| | -10.9% | 8.8% | 1.9% | 0.1% | 14.4% | | | | |
| RETAINED | 61,956 | 59,333 | 60,445 | 62,164 | 63,618 | 63,027 | 591 | 1,454 | 66,140 |
| | 0.9% | -4.2% | 1.9% | 2.8% | 2.3% | | | | |
| LOST | 19,509 | 18,316 | 19,382 | 19,518 | 19,372 | # OF ASSOCIATIONS | | | 1,261 |
| | 1.5% | -6.1% | 5.8% | 0.7% | -0.7% | AVERAGE # PLAYERS/ASSOCIATION | | | 91.7 |

Number of players that left youth hockey

2 and 2 Challenge goals for the upcoming season, see pages 6 & 7 for more information

Number of players retained from the previous season

2016-17 KEY TAKEAWAYS—NATIONAL

Total

- In 2016-17, the total number of players ages 8 & under increased by 7,991 (+7.4%) to 115,694.
- With this increase, the 2016-17 season represents the largest total at the 8 & under level in USA Hockey history.
- In addition, girls' participation surpassed the unprecedented 20,000-player mark for a new record total.

Acquisition

- New players increased from 45,539 to 52,076 in 2016-17, an addition of 6,537 (+14.4%).
- This marks the fourth consecutive season of growth in new players.
- USA Hockey saw a record level of growth with new girl participants from 9,341 last season to 10,731 (+14.9%).

Retained

- Retained players increased by 1,454 (+2.3%) to 63,618.
- This was a new record high for retained players.

NATIONAL BOYS AND GIRLS 8U

| | 2012-13 | 2013-14 | 2014-15 | 2015-16 | 2016-17 |
|-----------------|---------|---------|---------|---------|---------|
| TOTAL | 102,956 | 103,961 | 105,925 | 107,703 | 115,694 |
| % | -4.1% | 1.0% | 1.9% | 1.7% | 7.4% |
| NEW | 41,000 | 44,628 | 45,480 | 45,539 | 52,076 |
| % | -10.9% | 8.8% | 1.9% | 0.1% | 14.4% |
| RETAINED | 61,956 | 59,333 | 60,445 | 62,164 | 63,618 |
| % | 0.9% | -4.2% | 1.9% | 2.8% | 2.3% |
| LOST | 19,509 | 18,316 | 19,382 | 19,518 | 19,372 |
| % | 1.5% | -6.1% | 5.8% | 0.7% | -0.7% |

NATIONAL BOYS 8U

| | 2012-13 | 2013-14 | 2014-15 | 2015-16 | 2016-17 |
|-----------------|---------|---------|---------|---------|---------|
| TOTAL | 87,805 | 88,168 | 89,386 | 89,353 | 95,136 |
| % | -3.7% | 0.4% | 1.4% | -0.04% | 6.5% |
| NEW | 33,917 | 36,744 | 37,184 | 36,198 | 41,346 |
| % | -10.5% | 8.3% | 1.2% | -2.7% | 14.2% |
| RETAINED | 53,888 | 51,424 | 52,202 | 53,155 | 53,790 |
| % | 1.1% | -4.6% | 1.5% | 1.8% | 1.2% |
| LOST | 15,308 | 14,559 | 15,304 | 15,463 | 14,792 |
| % | 1.0% | -4.9% | 5.1% | 1.0% | -4.3% |

NATIONAL GIRLS 8U

| | 2012-13 | 2013-14 | 2014-15 | 2015-16 | 2016-17 |
|-----------------|---------|---------|---------|---------|---------|
| TOTAL | 15,152 | 15,794 | 16,539 | 18,350 | 20,558 |
| % | -6.4% | 4.2% | 4.7% | 10.9% | 12.0% |
| NEW | 7,085 | 7,887 | 8,299 | 9,341 | 10,731 |
| % | -12.7% | 11.3% | 5.2% | 12.6% | 14.9% |
| RETAINED | 8,067 | 7,907 | 8,240 | 9,009 | 9,827 |
| % | -0.1% | -2.0% | 4.2% | 9.3% | 9.1% |
| LOST | 4,201 | 3,759 | 4,082 | 4,055 | 4,581 |
| % | 2.9% | -10.5% | 8.6% | -0.7% | 13.0% |

2016-17 KEY TAKEAWAYS—ILLINOIS

Total

- The total number of players ages 8 & under in Illinois decreased by 295 (-5.9%) to 4,680.
- Total girls participation increased for the second consecutive season, growing by 22 (+4.5%).

Acquisition

- New players decreased by 161 (-6.8%) to 2,192.

Retention

- Retained players decreased by 134 (-5.1%) to 2,488.

ILLINOIS BOYS AND GIRLS 8U

| | 2012-13 | 2013-14 | 2014-15 | 2015-16 | 2016-17 |
|-----------------|---------|---------|---------|---------|---------|
| TOTAL | 5,160 | 6,004 | 5,239 | 4,975 | 4,680 |
| % | -5.8% | 16.4% | -12.7% | -5.0% | -5.9% |
| NEW | 2,097 | 2,974 | 2,570 | 2,353 | 2,192 |
| % | -13.5% | 41.8% | -13.6% | -8.4% | -6.8% |
| RETAINED | 3,063 | 3,030 | 2,669 | 2,622 | 2,488 |
| % | 0.3% | -1.1% | -11.9% | -1.8% | -5.1% |
| LOST | 944 | 744 | 1,756 | 1,444 | 1,276 |
| % | -18.2% | -21.2% | 136.0% | -17.8% | -11.6% |

ILLINOIS BOYS 8U

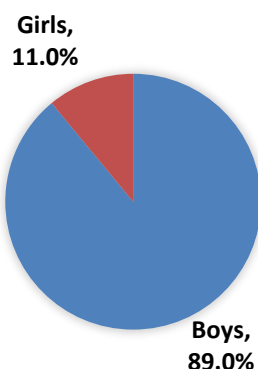
| | 2012-13 | 2013-14 | 2014-15 | 2015-16 | 2016-17 |
|-----------------|---------|---------|---------|---------|---------|
| TOTAL | 4,674 | 5,454 | 4,783 | 4,483 | 4,166 |
| % | -5.3% | 16.7% | -12.3% | -6.3% | -7.1% |
| NEW | 1,878 | 2,675 | 2,315 | 2,068 | 1,885 |
| % | -12.3% | 42.4% | -13.5% | -10.7% | -8.8% |
| RETAINED | 2,796 | 2,779 | 2,468 | 2,415 | 2,281 |
| % | 0.1% | -0.6% | -11.2% | -2.1% | -5.5% |
| LOST | 821 | 643 | 1,554 | 1,293 | 1,130 |
| % | -20.4% | -21.7% | 141.7% | -16.8% | -12.6% |

ILLINOIS GIRLS 8U

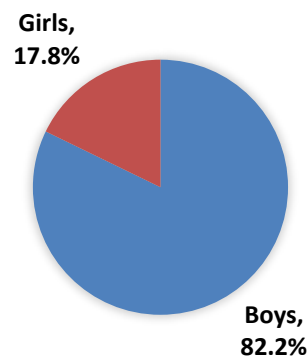
| | 2012-13 | 2013-14 | 2014-15 | 2015-16 | 2016-17 |
|-----------------|---------|---------|---------|---------|---------|
| TOTAL | 486 | 550 | 456 | 492 | 514 |
| % | -10.5% | 13.2% | -17.1% | 7.9% | 4.5% |
| NEW | 219 | 299 | 255 | 285 | 307 |
| % | -22.6% | 36.5% | -14.7% | 11.8% | 7.7% |
| RETAINED | 267 | 251 | 201 | 207 | 207 |
| % | 2.7% | -6.0% | -19.9% | 3.0% | 0.0% |
| LOST | 123 | 101 | 203 | 151 | 146 |
| % | 0.0% | -17.9% | 101.0% | -25.6% | -3.3% |

RATIO OF GIRLS TO BOYS—8 & UNDER

ILLINOIS RATIO OF 8 & UNDER
GIRLS TO BOYS 2016-17



NATIONAL RATIO OF 8 & UNDER
GIRLS TO BOYS 2016-17



RETENTION INCREASES WITH AGE

Youth hockey retention increases with both age and seasons played. While retention rates are consistently maintained from 10U, 12U and 14U age levels, the overall growth of hockey relies on acquiring more 8 & under players.

Illinois' retention results for 2016-17 by age segment in comparison to National average:

| ILLINOIS RETENTION | AGE SEGMENT | NATIONAL AVERAGE |
|--------------------|-------------------------------------|------------------|
| 30.6% | 4 Year Olds returned as 5 Year Olds | 35.6% |
| 47.3% | 5 Year Olds returned as 6 Year Olds | 53.6% |
| 62.2% | 6 Year Olds returned as 7 Year Olds | 68.3% |
| 71.4% | 7 Year Olds returned as 8 Year Olds | 74.9% |
| 83.9% | 10 & Under | 87.0% |
| 92.1% | 12 & Under | 93.0% |
| 95.2% | 14 & Under | 95.6% |

2 AND 2 CHALLENGE GOALS FOR 2017-18 SEASON

ILLINOIS

| | 16-17 GOAL | 16-17 ACTUAL | 17-18 GOAL |
|----------|------------|--------------|------------|
| TOTAL | 5,135 | 4,680 | 4,828 |
| NEW | 2,433 | 2,192 | 2,266 |
| RETAINED | 2,702 | 2,488 | 2,562 |

Based on 37 associations that registered 5 players or more, the Illinois 2017-18 goals are:

TOTAL: 4,680 + 148 = **4,828 (+3.2%)**

NEW: 2,192 + 74 = **2,266 (+3.4%)**

RETAINED: 2,488 + 74 = **2,562 (+3.0%)**

NATIONAL

| | 16-17 GOAL | 16-17 ACTUAL | 17-18 GOAL |
|----------|------------|--------------|------------|
| TOTAL | 111,065 | 115,694 | 120,738 |
| NEW | 48,062 | 52,076 | 54,598 |
| RETAINED | 63,027 | 63,618 | 66,140 |

Based on 1,261 associations that registered 5 players or more, the National 2017-18 goals are:

TOTAL: 115,694 + 5,044 = **120,738 (+4.4%)**

NEW: 52,076 + 2,522 = **54,598 (+4.8%)**

RETAINED: 63,618 + 2,522 = **66,140 (+4.0%)**



2 AND 2 CHALLENGE

The 2 and 2 Challenge is a comprehensive growth program for local associations. The program guides youth hockey leadership through national programs and tools to reach their growth goals of acquiring two new players and retaining two additional players than the previous season's total.



To complete the 2 and 2 Challenge, associations utilize three programs that drive growth –

Retention, **Acquisition** & **Conversion**.



RETENTION—*Welcome Back Week* (September 18th - 24th)

Reaching out with a personal invitation to return to youth hockey is crucial. For this program, associations coordinate phone calls inviting families back to youth hockey.



ACQUISITION—*Try Hockey For Free Days* (November 4th & March 3rd)

Try Hockey events provide associations the opportunity to attract new families to the rink. Last season, over 26,000 kids were introduced to youth hockey through this program.



CONVERSION—*Transition Program* (Followed by Try Hockey For Free Days)

Children that sample youth hockey do not always become new hockey players. A low-cost, low-commitment program to easily transition families from trying hockey to participating in youth hockey programs will significantly increase the likelihood of adding more players. Examples of how this can be achieved is offering a Learn-to-Play program or mixing prospective players into existing beginner programs.

By taking advantage of these national programs, participating associations will be nationally recognized as achieving the 2 and 2 Challenge and be rewarded for their efforts.

To learn more and to accept the 2 and 2 Challenge, visit www.2and2Challenge.com or call (719) 538-1124.

2 AND 2 CHALLENGE GOALS—ASSOCIATION

The 2 and 2 Challenge goals for every association are to add two new players and retain two additional players than the previous season's 8 & under player total.

Below is an example of an association that achieved their 2 and 2 Challenge goals from the 2016-17 past season and their new goals for 2017-18 season:

| Previous three seasons results | | | | 2 and 2 Challenge results and goals | | | |
|--------------------------------|---------|---------|---------|-------------------------------------|----------|------------|------------|
| BOYS & GIRLS 8 & UNDER | | | | 2 AND 2 CHALLENGE | | | |
| | 2014-15 | 2015-16 | 2016-17 | 16-17 GOAL | VS. GOAL | VS. ACTUAL | 17-18 GOAL |
| TOTAL | 64 | 79 | 84 | 83 | 1 | 5 | 88 |
| NEW | 32 | 42 | 44 | 44 | 0 | 2 | 46 |
| RETAINED | 32 | 37 | 40 | 39 | 1 | 3 | 42 |
| LOST | 25 | 15 | 14 | | | | |

If the 2 and 2 Challenge goals are achieved again in 2017-18, this program will enjoy a 4.8% increase.

TOTAL: 46 new + 42 retained = 88 total players

NEW: 44 + 2 = 46 new players

RETAINED: 40 + 2 = 42 retained players



ASSOCIATIONS ACCOMPLISHING THEIR 2 AND 2 CHALLENGE GOALS

While many associations experienced growth, only the associations highlighted below successfully met their 2 and 2 Challenge goals by adding two new players and retaining two additional players than the previous season's total.

ILLINOIS' 2016-17 ASSOCIATION PERFORMANCE

| <u>Association</u> | <u>2 and 2 Challenge Goals</u> | <u>Net Growth</u> |
|---|--------------------------------|-------------------|
| 1. St Jude Knights | | +52 |
| 2. Chicago Bulldogs | | +46 |
| 3. Chicago Bruins Hockey Club | | +33 |
| 4. Peoria Hockey Association | Achieved | +19 |
| 5. Ice Program Hockey Club | Achieved | +15 |
| 6. Decatur Youth Hockey Association | | +14 |
| 7. Central Illinois Girls Hockey Assn | | +12 |
| 8. Franklin Park Ice Arena | | +7 |
| 9. Winter Club of Lake Forest | | +7 |
| 10. Chiefs Hockey Club | | +5 |
| 11. Northbrook Hockey League | | +5 |
| 12. Pekin Amateur Hockey Association | | +4 |
| 13. Vipers Hockey Association | | +4 |
| 14. Sabre Hockey Association | | +2 |
| 15. Chicago Blackhawks Special Hockey | | +1 |
| 16. Firewagon Hockey Inc | | +1 |
| 17. Niles Rangers | | +1 |
| 18. Danville Youth Hockey Association | | 0 |
| 19. Rolling Meadows Renegades | | 0 |
| 20. Chicago Blues | | -1 |
| 21. Kankakee Youth Hockey Club Inc | | -1 |
| 22. Arctic Ice Arena Youth | | -2 |
| 23. Homewood-Flossmoor Ice Arena | | -2 |
| 24. Skokie Park District Youth | | -4 |
| 25. Glenview Park District | | -8 |
| 26. Hoffman Estates Park District Hockey | | -9 |
| 27. Falcons Hockey Association | | -10 |
| 28. Rink Side Maulers Youth House Hockey League | | -12 |
| 29. Leafs Hockey Club | | -13 |
| 30. Park District of Oak Park | | -13 |
| 31. Champaign-Urbana Youth Hockey | | -16 |
| 32. Chicago River Dogs | | -19 |
| 33. Admirals Hockey Club | | -20 |
| 34. Jaguar Hockey Club | | -25 |
| 35. Chicago Hawks Hockey Club | | -27 |



36. Bloomington Recreational Hockey

-34

37. Canlan Ice Sports Romeoville Youth

-36



ILH0223 ADMIRALS HOCKEY CLUB

| BOYS & GIRLS_8 & UNDER | | | | 2 AND 2 CHALLENGE | | | |
|------------------------|-------|-------|-------|-------------------|----------|------------|------------|
| | 14-15 | 15-16 | 16-17 | 16-17 GOAL | VS. GOAL | VS. ACTUAL | 17-18 GOAL |
| TOTAL | 112 | 113 | 93 | 117 | (24) | (20) | 97 |
| NEW | 69 | 61 | 40 | 63 | (23) | (21) | 42 |
| RETAINED | 43 | 52 | 53 | 54 | (1) | 1 | 55 |
| LOST | 18 | 18 | 23 | | | | |

| BOYS_8 & UNDER | | | | GIRLS_8 & UNDER | | | |
|---------------------|-------|-------|-------|-----------------|-------|-------|-------|
| | 14-15 | 15-16 | 16-17 | | 14-15 | 15-16 | 16-17 |
| TOTAL | 96 | 97 | 83 | TOTAL | 16 | 16 | 10 |
| NEW | 61 | 51 | 34 | NEW | 8 | 10 | 6 |
| RETAINED | 35 | 46 | 49 | RETAINED | 8 | 6 | 4 |
| LOST | 16 | 14 | 22 | LOST | 2 | 4 | 1 |
| RATIO BOYS TO GIRLS | | | 89.2% | | | | 10.8% |

ILH0224 ARCTIC ICE ARENA YOUTH

| BOYS & GIRLS_8 & UNDER | | | | 2 AND 2 CHALLENGE | | | |
|------------------------|-------|-------|-------|-------------------|----------|------------|------------|
| | 14-15 | 15-16 | 16-17 | 16-17 GOAL | VS. GOAL | VS. ACTUAL | 17-18 GOAL |
| TOTAL | 61 | 92 | 90 | 96 | (6) | (2) | 94 |
| NEW | 45 | 59 | 46 | 61 | (15) | (13) | 48 |
| RETAINED | 16 | 33 | 44 | 35 | 9 | 11 | 46 |
| LOST | 14 | 16 | 28 | | | | |

| BOYS_8 & UNDER | | | | GIRLS_8 & UNDER | | | |
|---------------------|-------|-------|-------|-----------------|-------|-------|-------|
| | 14-15 | 15-16 | 16-17 | | 14-15 | 15-16 | 16-17 |
| TOTAL | 56 | 88 | 82 | TOTAL | 5 | 4 | 8 |
| NEW | 43 | 56 | 40 | NEW | 2 | 3 | 6 |
| RETAINED | 13 | 32 | 42 | RETAINED | 3 | 1 | 2 |
| LOST | 14 | 16 | 28 | LOST | 0 | 0 | 0 |
| RATIO BOYS TO GIRLS | | | 91.1% | | | | 8.9% |

ILH0270 BLOOMINGTON RECREATIONAL HOCKEY

| BOYS & GIRLS_8 & UNDER | | | | 2 AND 2 CHALLENGE | | | |
|------------------------|-------|-------|-------|-------------------|----------|------------|------------|
| | 14-15 | 15-16 | 16-17 | 16-17 GOAL | VS. GOAL | VS. ACTUAL | 17-18 GOAL |
| TOTAL | 218 | 236 | 202 | 240 | (38) | (34) | 206 |
| NEW | 74 | 81 | 57 | 83 | (26) | (24) | 59 |
| RETAINED | 144 | 155 | 145 | 157 | (12) | (10) | 147 |
| LOST | 37 | 43 | 59 | | | | |

| BOYS_8 & UNDER | | | | GIRLS_8 & UNDER | | | |
|---------------------|-------|-------|-------|-----------------|-------|-------|-------|
| | 14-15 | 15-16 | 16-17 | | 14-15 | 15-16 | 16-17 |
| TOTAL | 201 | 212 | 185 | TOTAL | 17 | 24 | 17 |
| NEW | 65 | 69 | 53 | NEW | 9 | 12 | 4 |
| RETAINED | 136 | 143 | 132 | RETAINED | 8 | 12 | 13 |
| LOST | 36 | 41 | 51 | LOST | 1 | 2 | 8 |
| RATIO BOYS TO GIRLS | | | 91.6% | | | | 8.4% |



ILH0219 CANLAN ICE SPORTS ROMEOVILLE YOUTH

| BOYS & GIRLS_8 & UNDER | | | | 2 AND 2 CHALLENGE | | | |
|------------------------|-------|-------|-------|-------------------|----------|------------|------------|
| | 14-15 | 15-16 | 16-17 | 16-17 GOAL | VS. GOAL | VS. ACTUAL | 17-18 GOAL |
| TOTAL | 112 | 132 | 96 | 136 | (40) | (36) | 100 |
| NEW | 110 | 65 | 34 | 67 | (33) | (31) | 36 |
| RETAINED | 2 | 67 | 62 | 69 | (7) | (5) | 64 |
| LOST | 0 | 25 | 31 | | | | |

| BOYS_8 & UNDER | | | | GIRLS_8 & UNDER | | | |
|---------------------|-------|-------|-------|-----------------|-------|-------|-------|
| | 14-15 | 15-16 | 16-17 | | 14-15 | 15-16 | 16-17 |
| TOTAL | 102 | 117 | 85 | TOTAL | 10 | 15 | 11 |
| NEW | 100 | 56 | 32 | NEW | 10 | 9 | 2 |
| RETAINED | 2 | 61 | 53 | RETAINED | 0 | 6 | 9 |
| LOST | 0 | 23 | 28 | LOST | 0 | 2 | 3 |
| RATIO BOYS TO GIRLS | | | 88.5% | | | | 11.5% |

ILH0328 CENTRAL ILLINOIS GIRLS HOCKEY ASSN

| BOYS & GIRLS_8 & UNDER | | | | 2 AND 2 CHALLENGE | | | |
|------------------------|-------|-------|-------|-------------------|----------|------------|------------|
| | 14-15 | 15-16 | 16-17 | 16-17 GOAL | VS. GOAL | VS. ACTUAL | 17-18 GOAL |
| TOTAL | 0 | 0 | 12 | 4 | 8 | 12 | 16 |
| NEW | 0 | 0 | 12 | 2 | 10 | 12 | 14 |
| RETAINED | 0 | 0 | 0 | 2 | (2) | 0 | 2 |
| LOST | 0 | 0 | 0 | | | | |

| BOYS_8 & UNDER | | | | GIRLS_8 & UNDER | | | |
|---------------------|-------|-------|-------|-----------------|-------|-------|--------|
| | 14-15 | 15-16 | 16-17 | | 14-15 | 15-16 | 16-17 |
| TOTAL | 0 | 0 | 0 | TOTAL | 0 | 0 | 12 |
| NEW | 0 | 0 | 0 | NEW | 0 | 0 | 12 |
| RETAINED | 0 | 0 | 0 | RETAINED | 0 | 0 | 0 |
| LOST | 0 | 0 | 0 | LOST | 0 | 0 | 0 |
| RATIO BOYS TO GIRLS | | | 0.0% | | | | 100.0% |

ILH0042 CHAMPAIGN-URBANA YOUTH HOCKEY

| BOYS & GIRLS_8 & UNDER | | | | 2 AND 2 CHALLENGE | | | |
|------------------------|-------|-------|-------|-------------------|----------|------------|------------|
| | 14-15 | 15-16 | 16-17 | 16-17 GOAL | VS. GOAL | VS. ACTUAL | 17-18 GOAL |
| TOTAL | 129 | 124 | 108 | 128 | (20) | (16) | 112 |
| NEW | 66 | 52 | 59 | 54 | 5 | 7 | 61 |
| RETAINED | 63 | 72 | 49 | 74 | (25) | (23) | 51 |
| LOST | 38 | 51 | 46 | | | | |

| BOYS_8 & UNDER | | | | GIRLS_8 & UNDER | | | |
|---------------------|-------|-------|-------|-----------------|-------|-------|-------|
| | 14-15 | 15-16 | 16-17 | | 14-15 | 15-16 | 16-17 |
| TOTAL | 120 | 116 | 94 | TOTAL | 9 | 8 | 14 |
| NEW | 60 | 48 | 48 | NEW | 6 | 4 | 11 |
| RETAINED | 60 | 68 | 46 | RETAINED | 3 | 4 | 3 |
| LOST | 34 | 47 | 44 | LOST | 4 | 4 | 2 |
| RATIO BOYS TO GIRLS | | | 87.0% | | | | 13.0% |



ILH0019 CHICAGO BLACKHAWKS SPECIAL HOCKEY

| BOYS & GIRLS_8 & UNDER | | | | 2 AND 2 CHALLENGE | | | |
|------------------------|-------|-------|-------|-------------------|----------|------------|------------|
| | 14-15 | 15-16 | 16-17 | 16-17 GOAL | VS. GOAL | VS. ACTUAL | 17-18 GOAL |
| TOTAL | 0 | 6 | 7 | 10 | (3) | 1 | 11 |
| NEW | 0 | 4 | 4 | 6 | (2) | 0 | 6 |
| RETAINED | 0 | 2 | 3 | 4 | (1) | 1 | 5 |
| LOST | 0 | 1 | 2 | | | | |
| | | | | | | | |
| BOYS_8 & UNDER | | | | GIRLS_8 & UNDER | | | |
| | 14-15 | 15-16 | 16-17 | | 14-15 | 15-16 | 16-17 |
| TOTAL | 0 | 6 | 6 | TOTAL | 0 | 0 | 1 |
| NEW | 0 | 4 | 3 | NEW | 0 | 0 | 1 |
| RETAINED | 0 | 2 | 3 | RETAINED | 0 | 0 | 0 |
| LOST | 0 | 1 | 2 | LOST | 0 | 0 | 0 |
| RATIO BOYS TO GIRLS | | | 85.7% | | | | 14.3% |

ILH0102 CHICAGO BLUES

| BOYS & GIRLS_8 & UNDER | | | | 2 AND 2 CHALLENGE | | | |
|------------------------|-------|-------|-------|-------------------|----------|------------|------------|
| | 14-15 | 15-16 | 16-17 | 16-17 GOAL | VS. GOAL | VS. ACTUAL | 17-18 GOAL |
| TOTAL | 64 | 58 | 57 | 62 | (5) | (1) | 61 |
| NEW | 49 | 14 | 24 | 16 | 8 | 10 | 26 |
| RETAINED | 15 | 44 | 33 | 46 | (13) | (11) | 35 |
| LOST | 12 | 38 | 2 | | | | |
| | | | | | | | |
| BOYS_8 & UNDER | | | | GIRLS_8 & UNDER | | | |
| | 14-15 | 15-16 | 16-17 | | 14-15 | 15-16 | 16-17 |
| TOTAL | 62 | 58 | 56 | TOTAL | 2 | 0 | 1 |
| NEW | 48 | 14 | 23 | NEW | 1 | 0 | 1 |
| RETAINED | 14 | 44 | 33 | RETAINED | 1 | 0 | 0 |
| LOST | 10 | 37 | 2 | LOST | 2 | 1 | 0 |
| RATIO BOYS TO GIRLS | | | 98.2% | | | | 1.8% |

ILH0008 CHICAGO BRUINS HOCKEY CLUB

| BOYS & GIRLS_8 & UNDER | | | | 2 AND 2 CHALLENGE | | | |
|------------------------|-------|-------|-------|-------------------|----------|------------|------------|
| | 14-15 | 15-16 | 16-17 | 16-17 GOAL | VS. GOAL | VS. ACTUAL | 17-18 GOAL |
| TOTAL | 0 | 0 | 33 | 4 | 29 | 33 | 37 |
| NEW | 0 | 0 | 28 | 2 | 26 | 28 | 30 |
| RETAINED | 0 | 0 | 5 | 2 | 3 | 5 | 7 |
| LOST | 0 | 0 | 1 | | | | |
| | | | | | | | |
| BOYS_8 & UNDER | | | | GIRLS_8 & UNDER | | | |
| | 14-15 | 15-16 | 16-17 | | 14-15 | 15-16 | 16-17 |
| TOTAL | 0 | 0 | 30 | TOTAL | 0 | 0 | 3 |
| NEW | 0 | 0 | 25 | NEW | 0 | 0 | 3 |
| RETAINED | 0 | 0 | 5 | RETAINED | 0 | 0 | 0 |
| LOST | 0 | 0 | 1 | LOST | 0 | 0 | 0 |
| RATIO BOYS TO GIRLS | | | 90.9% | | | | 9.1% |

ILH0128 CHICAGO BULLDOGS

| BOYS & GIRLS_8 & UNDER | | | | 2 AND 2 CHALLENGE | | | |
|------------------------|-------|-------|-------|-------------------|----------|------------|------------|
| | 14-15 | 15-16 | 16-17 | 16-17 GOAL | VS. GOAL | VS. ACTUAL | 17-18 GOAL |
| TOTAL | 0 | 0 | 46 | 4 | 42 | 46 | 50 |
| NEW | 0 | 0 | 46 | 2 | 44 | 46 | 48 |
| RETAINED | 0 | 0 | 0 | 2 | (2) | 0 | 2 |
| LOST | 0 | 0 | 0 | | | | |

| BOYS_8 & UNDER | | | | GIRLS_8 & UNDER | | | |
|---------------------|-------|-------|-------|-----------------|-------|-------|-------|
| | 14-15 | 15-16 | 16-17 | | 14-15 | 15-16 | 16-17 |
| TOTAL | 0 | 0 | 41 | TOTAL | 0 | 0 | 5 |
| NEW | 0 | 0 | 41 | NEW | 0 | 0 | 5 |
| RETAINED | 0 | 0 | 0 | RETAINED | 0 | 0 | 0 |
| LOST | 0 | 0 | 0 | LOST | 0 | 0 | 0 |
| RATIO BOYS TO GIRLS | | | 89.1% | | | | 10.9% |

ILH0153 CHICAGO HAWKS HOCKEY CLUB

| BOYS & GIRLS_8 & UNDER | | | | 2 AND 2 CHALLENGE | | | |
|------------------------|-------|-------|-------|-------------------|----------|------------|------------|
| | 14-15 | 15-16 | 16-17 | 16-17 GOAL | VS. GOAL | VS. ACTUAL | 17-18 GOAL |
| TOTAL | 200 | 212 | 185 | 216 | (31) | (27) | 189 |
| NEW | 72 | 125 | 98 | 127 | (29) | (27) | 100 |
| RETAINED | 128 | 87 | 87 | 89 | (2) | 0 | 89 |
| LOST | 29 | 40 | 31 | | | | |

| BOYS_8 & UNDER | | | | GIRLS_8 & UNDER | | | |
|---------------------|-------|-------|-------|-----------------|-------|-------|-------|
| | 14-15 | 15-16 | 16-17 | | 14-15 | 15-16 | 16-17 |
| TOTAL | 182 | 200 | 175 | TOTAL | 18 | 12 | 10 |
| NEW | 61 | 117 | 93 | NEW | 11 | 8 | 5 |
| RETAINED | 121 | 83 | 82 | RETAINED | 7 | 4 | 5 |
| LOST | 26 | 37 | 31 | LOST | 3 | 3 | 0 |
| RATIO BOYS TO GIRLS | | | 94.6% | | | | 5.4% |

ILH0310 CHICAGO RIVER DOGS

| BOYS & GIRLS_8 & UNDER | | | | 2 AND 2 CHALLENGE | | | |
|------------------------|-------|-------|-------|-------------------|----------|------------|------------|
| | 14-15 | 15-16 | 16-17 | 16-17 GOAL | VS. GOAL | VS. ACTUAL | 17-18 GOAL |
| TOTAL | 65 | 64 | 45 | 68 | (23) | (19) | 49 |
| NEW | 28 | 25 | 15 | 27 | (12) | (10) | 17 |
| RETAINED | 37 | 39 | 30 | 41 | (11) | (9) | 32 |
| LOST | 6 | 14 | 10 | | | | |

| BOYS_8 & UNDER | | | | GIRLS_8 & UNDER | | | |
|---------------------|-------|-------|-------|-----------------|-------|-------|-------|
| | 14-15 | 15-16 | 16-17 | | 14-15 | 15-16 | 16-17 |
| TOTAL | 60 | 60 | 43 | TOTAL | 5 | 4 | 2 |
| NEW | 27 | 25 | 15 | NEW | 1 | 0 | 0 |
| RETAINED | 33 | 35 | 28 | RETAINED | 4 | 4 | 2 |
| LOST | 6 | 12 | 9 | LOST | 0 | 2 | 1 |
| RATIO BOYS TO GIRLS | | | 95.6% | | | | 4.4% |



ILH0121 CHIEFS HOCKEY CLUB

| BOYS & GIRLS_8 & UNDER | | | | 2 AND 2 CHALLENGE | | | |
|------------------------|-------|-------|-------|-------------------|----------|------------|------------|
| | 14-15 | 15-16 | 16-17 | 16-17 GOAL | VS. GOAL | VS. ACTUAL | 17-18 GOAL |
| TOTAL | 71 | 48 | 53 | 52 | 1 | 5 | 57 |
| NEW | 33 | 19 | 18 | 21 | (3) | (1) | 20 |
| RETAINED | 38 | 29 | 35 | 31 | 4 | 6 | 37 |
| LOST | 14 | 12 | 4 | | | | |

| BOYS_8 & UNDER | | | | GIRLS_8 & UNDER | | | |
|---------------------|-------|-------|-------|-----------------|-------|-------|-------|
| | 14-15 | 15-16 | 16-17 | | 14-15 | 15-16 | 16-17 |
| TOTAL | 65 | 45 | 46 | TOTAL | 6 | 3 | 7 |
| NEW | 31 | 19 | 16 | NEW | 2 | 0 | 2 |
| RETAINED | 34 | 26 | 30 | RETAINED | 4 | 3 | 5 |
| LOST | 12 | 10 | 4 | LOST | 2 | 2 | 0 |
| RATIO BOYS TO GIRLS | | | 86.8% | | | | 13.2% |

ILH0238 DANVILLE YOUTH HOCKEY ASSOCIATION

| BOYS & GIRLS_8 & UNDER | | | | 2 AND 2 CHALLENGE | | | |
|------------------------|-------|-------|-------|-------------------|----------|------------|------------|
| | 14-15 | 15-16 | 16-17 | 16-17 GOAL | VS. GOAL | VS. ACTUAL | 17-18 GOAL |
| TOTAL | 10 | 11 | 11 | 15 | (4) | 0 | 15 |
| NEW | 2 | 2 | 3 | 4 | (1) | 1 | 5 |
| RETAINED | 8 | 9 | 8 | 11 | (3) | (1) | 10 |
| LOST | 12 | 1 | 0 | | | | |

| BOYS_8 & UNDER | | | | GIRLS_8 & UNDER | | | |
|---------------------|-------|-------|-------|-----------------|-------|-------|-------|
| | 14-15 | 15-16 | 16-17 | | 14-15 | 15-16 | 16-17 |
| TOTAL | 8 | 10 | 10 | TOTAL | 2 | 1 | 1 |
| NEW | 1 | 2 | 2 | NEW | 1 | 0 | 1 |
| RETAINED | 7 | 8 | 8 | RETAINED | 1 | 1 | 0 |
| LOST | 11 | 1 | 0 | LOST | 1 | 0 | 0 |
| RATIO BOYS TO GIRLS | | | 90.9% | | | | 9.1% |

ILH0033 DECATUR YOUTH HOCKEY ASSOCIATION

| BOYS & GIRLS_8 & UNDER | | | | 2 AND 2 CHALLENGE | | | |
|------------------------|-------|-------|-------|-------------------|----------|------------|------------|
| | 14-15 | 15-16 | 16-17 | 16-17 GOAL | VS. GOAL | VS. ACTUAL | 17-18 GOAL |
| TOTAL | 73 | 88 | 102 | 92 | 10 | 14 | 106 |
| NEW | 34 | 39 | 40 | 41 | (1) | 1 | 42 |
| RETAINED | 39 | 49 | 62 | 51 | 11 | 13 | 64 |
| LOST | 16 | 8 | 18 | | | | |

| BOYS_8 & UNDER | | | | GIRLS_8 & UNDER | | | |
|---------------------|-------|-------|-------|-----------------|-------|-------|-------|
| | 14-15 | 15-16 | 16-17 | | 14-15 | 15-16 | 16-17 |
| TOTAL | 67 | 79 | 91 | TOTAL | 6 | 9 | 11 |
| NEW | 30 | 35 | 36 | NEW | 4 | 4 | 4 |
| RETAINED | 37 | 44 | 55 | RETAINED | 2 | 5 | 7 |
| LOST | 15 | 8 | 17 | LOST | 1 | 0 | 1 |
| RATIO BOYS TO GIRLS | | | 89.2% | | | | 10.8% |

ILH0058 FALCONS HOCKEY ASSOCIATION

| BOYS & GIRLS_8 & UNDER | | | | 2 AND 2 CHALLENGE | | | |
|------------------------|-------|-------|-------|-------------------|----------|------------|------------|
| | 14-15 | 15-16 | 16-17 | 16-17 GOAL | VS. GOAL | VS. ACTUAL | 17-18 GOAL |
| TOTAL | 223 | 52 | 42 | 56 | (14) | (10) | 46 |
| NEW | 103 | 14 | 20 | 16 | 4 | 6 | 22 |
| RETAINED | 120 | 38 | 22 | 40 | (18) | (16) | 24 |
| LOST | 26 | 105 | 3 | | | | |

| BOYS_8 & UNDER | | | | GIRLS_8 & UNDER | | | |
|---------------------|-------|-------|-------|-----------------|-------|-------|-------|
| | 14-15 | 15-16 | 16-17 | | 14-15 | 15-16 | 16-17 |
| TOTAL | 213 | 50 | 40 | TOTAL | 10 | 2 | 2 |
| NEW | 99 | 13 | 18 | NEW | 4 | 1 | 2 |
| RETAINED | 114 | 37 | 22 | RETAINED | 6 | 1 | 0 |
| LOST | 23 | 101 | 3 | LOST | 3 | 4 | 0 |
| RATIO BOYS TO GIRLS | | | 95.2% | | | | 4.8% |

ILH0252 FIREWAGON HOCKEY INC

| BOYS & GIRLS_8 & UNDER | | | | 2 AND 2 CHALLENGE | | | |
|------------------------|-------|-------|-------|-------------------|----------|------------|------------|
| | 14-15 | 15-16 | 16-17 | 16-17 GOAL | VS. GOAL | VS. ACTUAL | 17-18 GOAL |
| TOTAL | 89 | 131 | 132 | 135 | (3) | 1 | 136 |
| NEW | 40 | 94 | 63 | 96 | (33) | (31) | 65 |
| RETAINED | 49 | 37 | 69 | 39 | 30 | 32 | 71 |
| LOST | 27 | 20 | 16 | | | | |

| BOYS_8 & UNDER | | | | GIRLS_8 & UNDER | | | |
|---------------------|-------|-------|-------|-----------------|-------|-------|-------|
| | 14-15 | 15-16 | 16-17 | | 14-15 | 15-16 | 16-17 |
| TOTAL | 85 | 122 | 121 | TOTAL | 4 | 9 | 11 |
| NEW | 39 | 87 | 59 | NEW | 1 | 7 | 4 |
| RETAINED | 46 | 35 | 62 | RETAINED | 3 | 2 | 7 |
| LOST | 26 | 20 | 16 | LOST | 1 | 0 | 0 |
| RATIO BOYS TO GIRLS | | | 91.7% | | | | 8.3% |

ILH0120 FRANKLIN PARK ICE ARENA

| BOYS & GIRLS_8 & UNDER | | | | 2 AND 2 CHALLENGE | | | |
|------------------------|-------|-------|-------|-------------------|----------|------------|------------|
| | 14-15 | 15-16 | 16-17 | 16-17 GOAL | VS. GOAL | VS. ACTUAL | 17-18 GOAL |
| TOTAL | 65 | 47 | 54 | 51 | 3 | 7 | 58 |
| NEW | 32 | 17 | 38 | 19 | 19 | 21 | 40 |
| RETAINED | 33 | 30 | 16 | 32 | (16) | (14) | 18 |
| LOST | 9 | 9 | 3 | | | | |

| BOYS_8 & UNDER | | | | GIRLS_8 & UNDER | | | |
|---------------------|-------|-------|-------|-----------------|-------|-------|-------|
| | 14-15 | 15-16 | 16-17 | | 14-15 | 15-16 | 16-17 |
| TOTAL | 59 | 41 | 46 | TOTAL | 6 | 6 | 8 |
| NEW | 28 | 14 | 33 | NEW | 4 | 3 | 5 |
| RETAINED | 31 | 27 | 13 | RETAINED | 2 | 3 | 3 |
| LOST | 7 | 8 | 3 | LOST | 2 | 1 | 0 |
| RATIO BOYS TO GIRLS | | | 85.2% | | | | 14.8% |

ILH0095 GLENVIEW PARK DISTRICT

| BOYS & GIRLS_8 & UNDER | | | | 2 AND 2 CHALLENGE | | | |
|------------------------|-------|-------|-------|-------------------|----------|------------|------------|
| | 14-15 | 15-16 | 16-17 | 16-17 GOAL | VS. GOAL | VS. ACTUAL | 17-18 GOAL |
| TOTAL | 177 | 188 | 180 | 192 | (12) | (8) | 184 |
| NEW | 97 | 99 | 94 | 101 | (7) | (5) | 96 |
| RETAINED | 80 | 89 | 86 | 91 | (5) | (3) | 88 |
| LOST | 49 | 41 | 56 | | | | |

| BOYS_8 & UNDER | | | | GIRLS_8 & UNDER | | | |
|---------------------|-------|-------|-------|-----------------|-------|-------|-------|
| | 14-15 | 15-16 | 16-17 | | 14-15 | 15-16 | 16-17 |
| TOTAL | 163 | 166 | 157 | TOTAL | 14 | 22 | 23 |
| NEW | 88 | 84 | 81 | NEW | 9 | 15 | 13 |
| RETAINED | 75 | 82 | 76 | RETAINED | 5 | 7 | 10 |
| LOST | 44 | 36 | 47 | LOST | 5 | 5 | 9 |
| RATIO BOYS TO GIRLS | | | 87.2% | | | | 12.8% |

ILH0189 HOFFMAN ESTATES PARK DISTRICT HOCKEY

| BOYS & GIRLS_8 & UNDER | | | | 2 AND 2 CHALLENGE | | | |
|------------------------|-------|-------|-------|-------------------|----------|------------|------------|
| | 14-15 | 15-16 | 16-17 | 16-17 GOAL | VS. GOAL | VS. ACTUAL | 17-18 GOAL |
| TOTAL | 52 | 39 | 30 | 43 | (13) | (9) | 34 |
| NEW | 20 | 16 | 8 | 18 | (10) | (8) | 10 |
| RETAINED | 32 | 23 | 22 | 25 | (3) | (1) | 24 |
| LOST | 27 | 19 | 22 | | | | |

| BOYS_8 & UNDER | | | | GIRLS_8 & UNDER | | | |
|---------------------|-------|-------|-------|-----------------|-------|-------|-------|
| | 14-15 | 15-16 | 16-17 | | 14-15 | 15-16 | 16-17 |
| TOTAL | 48 | 38 | 27 | TOTAL | 4 | 1 | 3 |
| NEW | 19 | 16 | 6 | NEW | 1 | 0 | 2 |
| RETAINED | 29 | 22 | 21 | RETAINED | 3 | 1 | 1 |
| LOST | 25 | 16 | 22 | LOST | 2 | 3 | 0 |
| RATIO BOYS TO GIRLS | | | 90.0% | | | | 10.0% |

ILH0124 HOMEWOOD-FLOSSMOOR ICE ARENA

| BOYS & GIRLS_8 & UNDER | | | | 2 AND 2 CHALLENGE | | | |
|------------------------|-------|-------|-------|-------------------|----------|------------|------------|
| | 14-15 | 15-16 | 16-17 | 16-17 GOAL | VS. GOAL | VS. ACTUAL | 17-18 GOAL |
| TOTAL | 39 | 36 | 34 | 40 | (6) | (2) | 38 |
| NEW | 33 | 17 | 17 | 19 | (2) | 0 | 19 |
| RETAINED | 6 | 19 | 17 | 21 | (4) | (2) | 19 |
| LOST | 1 | 1 | 2 | | | | |

| BOYS_8 & UNDER | | | | GIRLS_8 & UNDER | | | |
|---------------------|-------|-------|-------|-----------------|-------|-------|-------|
| | 14-15 | 15-16 | 16-17 | | 14-15 | 15-16 | 16-17 |
| TOTAL | 36 | 35 | 32 | TOTAL | 3 | 1 | 2 |
| NEW | 31 | 17 | 15 | NEW | 2 | 0 | 2 |
| RETAINED | 5 | 18 | 17 | RETAINED | 1 | 1 | 0 |
| LOST | 1 | 0 | 2 | LOST | 0 | 1 | 0 |
| RATIO BOYS TO GIRLS | | | 94.1% | | | | 5.9% |



ILH0322 ICE PROGRAM HOCKEY CLUB

| BOYS & GIRLS_8 & UNDER | | | | 2 AND 2 CHALLENGE | | | |
|------------------------|-------|-------|-------|-------------------|----------|------------|------------|
| | 14-15 | 15-16 | 16-17 | 16-17 GOAL | VS. GOAL | VS. ACTUAL | 17-18 GOAL |
| TOTAL | 0 | 11 | 26 | 15 | 11 | 15 | 30 |
| NEW | 0 | 11 | 22 | 13 | 9 | 11 | 24 |
| RETAINED | 0 | 0 | 4 | 2 | 2 | 4 | 6 |
| LOST | 0 | 0 | 6 | | | | |

| BOYS_8 & UNDER | | | | GIRLS_8 & UNDER | | | |
|---------------------|-------|-------|-------|-----------------|-------|-------|-------|
| | 14-15 | 15-16 | 16-17 | | 14-15 | 15-16 | 16-17 |
| TOTAL | 0 | 10 | 22 | TOTAL | 0 | 1 | 4 |
| NEW | 0 | 10 | 18 | NEW | 0 | 1 | 4 |
| RETAINED | 0 | 0 | 4 | RETAINED | 0 | 0 | 0 |
| LOST | 0 | 0 | 6 | LOST | 0 | 0 | 0 |
| RATIO BOYS TO GIRLS | | | 84.6% | | | | 15.4% |

ILH0074 JAGUAR HOCKEY CLUB

| BOYS & GIRLS_8 & UNDER | | | | 2 AND 2 CHALLENGE | | | |
|------------------------|-------|-------|-------|-------------------|----------|------------|------------|
| | 14-15 | 15-16 | 16-17 | 16-17 GOAL | VS. GOAL | VS. ACTUAL | 17-18 GOAL |
| TOTAL | 288 | 220 | 195 | 224 | (29) | (25) | 199 |
| NEW | 141 | 103 | 76 | 105 | (29) | (27) | 78 |
| RETAINED | 147 | 117 | 119 | 119 | 0 | 2 | 121 |
| LOST | 49 | 124 | 116 | | | | |

| BOYS_8 & UNDER | | | | GIRLS_8 & UNDER | | | |
|---------------------|-------|-------|-------|-----------------|-------|-------|-------|
| | 14-15 | 15-16 | 16-17 | | 14-15 | 15-16 | 16-17 |
| TOTAL | 263 | 207 | 175 | TOTAL | 25 | 13 | 20 |
| NEW | 127 | 98 | 66 | NEW | 14 | 5 | 10 |
| RETAINED | 136 | 109 | 109 | RETAINED | 11 | 8 | 10 |
| LOST | 35 | 110 | 106 | LOST | 14 | 14 | 10 |
| RATIO BOYS TO GIRLS | | | 89.7% | | | | 10.3% |

ILH0209 KANKAKEE YOUTH HOCKEY CLUB INC

| BOYS & GIRLS_8 & UNDER | | | | 2 AND 2 CHALLENGE | | | |
|------------------------|-------|-------|-------|-------------------|----------|------------|------------|
| | 14-15 | 15-16 | 16-17 | 16-17 GOAL | VS. GOAL | VS. ACTUAL | 17-18 GOAL |
| TOTAL | 24 | 23 | 22 | 27 | (5) | (1) | 26 |
| NEW | 10 | 8 | 8 | 10 | (2) | 0 | 10 |
| RETAINED | 14 | 15 | 14 | 17 | (3) | (1) | 16 |
| LOST | 3 | 1 | 6 | | | | |

| BOYS_8 & UNDER | | | | GIRLS_8 & UNDER | | | |
|---------------------|-------|-------|-------|-----------------|-------|-------|-------|
| | 14-15 | 15-16 | 16-17 | | 14-15 | 15-16 | 16-17 |
| TOTAL | 23 | 23 | 21 | TOTAL | 1 | 0 | 1 |
| NEW | 9 | 8 | 7 | NEW | 1 | 0 | 1 |
| RETAINED | 14 | 15 | 14 | RETAINED | 0 | 0 | 0 |
| LOST | 3 | 1 | 6 | LOST | 0 | 0 | 0 |
| RATIO BOYS TO GIRLS | | | 95.5% | | | | 4.5% |

ILH0062 LEAFS HOCKEY CLUB

| BOYS & GIRLS_8 & UNDER | | | | 2 AND 2 CHALLENGE | | | |
|------------------------|-------|-------|-------|-------------------|----------|------------|------------|
| | 14-15 | 15-16 | 16-17 | 16-17 GOAL | VS. GOAL | VS. ACTUAL | 17-18 GOAL |
| TOTAL | 67 | 85 | 72 | 89 | (17) | (13) | 76 |
| NEW | 35 | 45 | 30 | 47 | (17) | (15) | 32 |
| RETAINED | 32 | 40 | 42 | 42 | 0 | 2 | 44 |
| LOST | 13 | 3 | 12 | | | | |
| | | | | | | | |
| BOYS_8 & UNDER | | | | GIRLS_8 & UNDER | | | |
| | 14-15 | 15-16 | 16-17 | | 14-15 | 15-16 | 16-17 |
| TOTAL | 62 | 78 | 67 | TOTAL | 5 | 7 | 5 |
| NEW | 33 | 42 | 28 | NEW | 2 | 3 | 2 |
| RETAINED | 29 | 36 | 39 | RETAINED | 3 | 4 | 3 |
| LOST | 11 | 3 | 8 | LOST | 2 | 0 | 4 |
| RATIO BOYS TO GIRLS | | | 93.1% | | | | 6.9% |

ILH0123 NILES RANGERS

| BOYS & GIRLS_8 & UNDER | | | | 2 AND 2 CHALLENGE | | | |
|------------------------|-------|-------|-------|-------------------|----------|------------|------------|
| | 14-15 | 15-16 | 16-17 | 16-17 GOAL | VS. GOAL | VS. ACTUAL | 17-18 GOAL |
| TOTAL | 64 | 60 | 61 | 64 | (3) | 1 | 65 |
| NEW | 30 | 19 | 23 | 21 | 2 | 4 | 25 |
| RETAINED | 34 | 41 | 38 | 43 | (5) | (3) | 40 |
| LOST | 16 | 18 | 9 | | | | |
| | | | | | | | |
| BOYS_8 & UNDER | | | | GIRLS_8 & UNDER | | | |
| | 14-15 | 15-16 | 16-17 | | 14-15 | 15-16 | 16-17 |
| TOTAL | 59 | 54 | 56 | TOTAL | 5 | 6 | 5 |
| NEW | 29 | 16 | 21 | NEW | 1 | 3 | 2 |
| RETAINED | 30 | 38 | 35 | RETAINED | 4 | 3 | 3 |
| LOST | 13 | 16 | 8 | LOST | 3 | 2 | 1 |
| RATIO BOYS TO GIRLS | | | 91.8% | | | | 8.2% |

ILH0080 NORTHBROOK HOCKEY LEAGUE

| BOYS & GIRLS_8 & UNDER | | | | 2 AND 2 CHALLENGE | | | |
|------------------------|-------|-------|-------|-------------------|----------|------------|------------|
| | 14-15 | 15-16 | 16-17 | 16-17 GOAL | VS. GOAL | VS. ACTUAL | 17-18 GOAL |
| TOTAL | 0 | 0 | 5 | 4 | 1 | 5 | 9 |
| NEW | 0 | 0 | 3 | 2 | 1 | 3 | 5 |
| RETAINED | 0 | 0 | 2 | 2 | 0 | 2 | 4 |
| LOST | 0 | 0 | 2 | | | | |
| | | | | | | | |
| BOYS_8 & UNDER | | | | GIRLS_8 & UNDER | | | |
| | 14-15 | 15-16 | 16-17 | | 14-15 | 15-16 | 16-17 |
| TOTAL | 0 | 0 | 1 | TOTAL | 0 | 0 | 4 |
| NEW | 0 | 0 | 1 | NEW | 0 | 0 | 2 |
| RETAINED | 0 | 0 | 0 | RETAINED | 0 | 0 | 2 |
| LOST | 0 | 0 | 1 | LOST | 0 | 0 | 1 |
| RATIO BOYS TO GIRLS | | | 20.0% | | | | 80.0% |



ILH0186 PARK DISTRICT OF OAK PARK

| BOYS & GIRLS_8 & UNDER | | | | 2 AND 2 CHALLENGE | | | |
|------------------------|-------|-------|-------|-------------------|----------|------------|------------|
| | 14-15 | 15-16 | 16-17 | 16-17 GOAL | VS. GOAL | VS. ACTUAL | 17-18 GOAL |
| TOTAL | 19 | 46 | 33 | 50 | (17) | (13) | 37 |
| NEW | 13 | 26 | 19 | 28 | (9) | (7) | 21 |
| RETAINED | 6 | 20 | 14 | 22 | (8) | (6) | 16 |
| LOST | 0 | 0 | 5 | | | | |

| BOYS_8 & UNDER | | | | GIRLS_8 & UNDER | | | |
|---------------------|-------|-------|-------|-----------------|-------|-------|-------|
| | 14-15 | 15-16 | 16-17 | | 14-15 | 15-16 | 16-17 |
| TOTAL | 16 | 38 | 30 | TOTAL | 3 | 8 | 3 |
| NEW | 11 | 22 | 17 | NEW | 2 | 4 | 2 |
| RETAINED | 5 | 16 | 13 | RETAINED | 1 | 4 | 1 |
| LOST | 0 | 0 | 4 | LOST | 0 | 0 | 1 |
| RATIO BOYS TO GIRLS | | | 90.9% | | | | 9.1% |

ILH0204 PEKIN AMATEUR HOCKEY ASSOCIATION

| BOYS & GIRLS_8 & UNDER | | | | 2 AND 2 CHALLENGE | | | |
|------------------------|-------|-------|-------|-------------------|----------|------------|------------|
| | 14-15 | 15-16 | 16-17 | 16-17 GOAL | VS. GOAL | VS. ACTUAL | 17-18 GOAL |
| TOTAL | 30 | 23 | 27 | 27 | 0 | 4 | 31 |
| NEW | 17 | 9 | 13 | 11 | 2 | 4 | 15 |
| RETAINED | 13 | 14 | 14 | 16 | (2) | 0 | 16 |
| LOST | 2 | 7 | 1 | | | | |

| BOYS_8 & UNDER | | | | GIRLS_8 & UNDER | | | |
|---------------------|-------|-------|--------|-----------------|-------|-------|-------|
| | 14-15 | 15-16 | 16-17 | | 14-15 | 15-16 | 16-17 |
| TOTAL | 29 | 22 | 27 | TOTAL | 1 | 1 | 0 |
| NEW | 16 | 9 | 13 | NEW | 1 | 0 | 0 |
| RETAINED | 13 | 13 | 14 | RETAINED | 0 | 1 | 0 |
| LOST | 2 | 7 | 0 | LOST | 0 | 0 | 1 |
| RATIO BOYS TO GIRLS | | | 100.0% | | | | 0.0% |

ILH0051 PEORIA YOUTH HOCKEY ASSOCIATION

| BOYS & GIRLS_8 & UNDER | | | | 2 AND 2 CHALLENGE | | | |
|------------------------|-------|-------|-------|-------------------|----------|------------|------------|
| | 14-15 | 15-16 | 16-17 | 16-17 GOAL | VS. GOAL | VS. ACTUAL | 17-18 GOAL |
| TOTAL | 161 | 163 | 182 | 167 | 15 | 19 | 186 |
| NEW | 62 | 58 | 75 | 60 | 15 | 17 | 77 |
| RETAINED | 99 | 105 | 107 | 107 | 0 | 2 | 109 |
| LOST | 23 | 18 | 23 | | | | |

| BOYS_8 & UNDER | | | | GIRLS_8 & UNDER | | | |
|---------------------|-------|-------|-------|-----------------|-------|-------|-------|
| | 14-15 | 15-16 | 16-17 | | 14-15 | 15-16 | 16-17 |
| TOTAL | 148 | 154 | 165 | TOTAL | 13 | 9 | 17 |
| NEW | 55 | 56 | 62 | NEW | 7 | 2 | 13 |
| RETAINED | 93 | 98 | 103 | RETAINED | 6 | 7 | 4 |
| LOST | 21 | 15 | 19 | LOST | 2 | 3 | 4 |
| RATIO BOYS TO GIRLS | | | 90.7% | | | | 9.3% |

ILH0177 RINK SIDE MAULERS YOUTH HOUSE HOCKEY LEAGUE

| BOYS & GIRLS_8 & UNDER | | | | 2 AND 2 CHALLENGE | | | |
|------------------------|-------|-------|-------|-------------------|----------|------------|------------|
| | 14-15 | 15-16 | 16-17 | 16-17 GOAL | VS. GOAL | VS. ACTUAL | 17-18 GOAL |
| TOTAL | 25 | 20 | 8 | 24 | (16) | (12) | 12 |
| NEW | 21 | 14 | 7 | 16 | (9) | (7) | 9 |
| RETAINED | 4 | 6 | 1 | 8 | (7) | (5) | 3 |
| LOST | 29 | 9 | 19 | | | | |

| BOYS_8 & UNDER | | | | GIRLS_8 & UNDER | | | |
|---------------------|-------|-------|-------|-----------------|-------|-------|-------|
| | 14-15 | 15-16 | 16-17 | | 14-15 | 15-16 | 16-17 |
| TOTAL | 24 | 16 | 7 | TOTAL | 1 | 4 | 1 |
| NEW | 20 | 10 | 6 | NEW | 1 | 4 | 1 |
| RETAINED | 4 | 6 | 1 | RETAINED | 0 | 0 | 0 |
| LOST | 25 | 8 | 15 | LOST | 4 | 1 | 4 |
| RATIO BOYS TO GIRLS | | | 87.5% | | | | 12.5% |

ILH0091 ROLLING MEADOWS RENEGADES

| BOYS & GIRLS_8 & UNDER | | | | 2 AND 2 CHALLENGE | | | |
|------------------------|-------|-------|-------|-------------------|----------|------------|------------|
| | 14-15 | 15-16 | 16-17 | 16-17 GOAL | VS. GOAL | VS. ACTUAL | 17-18 GOAL |
| TOTAL | 28 | 28 | 28 | 32 | (4) | 0 | 32 |
| NEW | 15 | 13 | 13 | 15 | (2) | 0 | 15 |
| RETAINED | 13 | 15 | 15 | 17 | (2) | 0 | 17 |
| LOST | 1 | 0 | 7 | | | | |

| BOYS_8 & UNDER | | | | GIRLS_8 & UNDER | | | |
|---------------------|-------|-------|-------|-----------------|-------|-------|-------|
| | 14-15 | 15-16 | 16-17 | | 14-15 | 15-16 | 16-17 |
| TOTAL | 26 | 28 | 27 | TOTAL | 2 | 0 | 1 |
| NEW | 13 | 13 | 13 | NEW | 2 | 0 | 0 |
| RETAINED | 13 | 15 | 14 | RETAINED | 0 | 0 | 1 |
| LOST | 1 | 0 | 6 | LOST | 0 | 0 | 1 |
| RATIO BOYS TO GIRLS | | | 96.4% | | | | 3.6% |

ILH0027 SABRE HOCKEY ASSOCIATION

| BOYS & GIRLS_8 & UNDER | | | | 2 AND 2 CHALLENGE | | | |
|------------------------|-------|-------|-------|-------------------|----------|------------|------------|
| | 14-15 | 15-16 | 16-17 | 16-17 GOAL | VS. GOAL | VS. ACTUAL | 17-18 GOAL |
| TOTAL | 207 | 190 | 192 | 194 | (2) | 2 | 196 |
| NEW | 109 | 129 | 105 | 131 | (26) | (24) | 107 |
| RETAINED | 98 | 61 | 87 | 63 | 24 | 26 | 89 |
| LOST | 46 | 65 | 28 | | | | |

| BOYS_8 & UNDER | | | | GIRLS_8 & UNDER | | | |
|---------------------|-------|-------|-------|-----------------|-------|-------|-------|
| | 14-15 | 15-16 | 16-17 | | 14-15 | 15-16 | 16-17 |
| TOTAL | 191 | 167 | 171 | TOTAL | 16 | 23 | 21 |
| NEW | 100 | 114 | 90 | NEW | 9 | 15 | 15 |
| RETAINED | 91 | 53 | 81 | RETAINED | 7 | 8 | 6 |
| LOST | 44 | 62 | 24 | LOST | 2 | 3 | 4 |
| RATIO BOYS TO GIRLS | | | 89.1% | | | | 10.9% |



ILH0065 SKOKIE PARK DISTRICT YOUTH

| BOYS & GIRLS_8 & UNDER | | | | 2 AND 2 CHALLENGE | | | |
|------------------------|-------|-------|-------|-------------------|----------|------------|------------|
| | 14-15 | 15-16 | 16-17 | 16-17 GOAL | VS. GOAL | VS. ACTUAL | 17-18 GOAL |
| TOTAL | 5 | 38 | 34 | 42 | (8) | (4) | 38 |
| NEW | 4 | 38 | 22 | 40 | (18) | (16) | 24 |
| RETAINED | 1 | 0 | 12 | 2 | 10 | 12 | 14 |
| LOST | 61 | 1 | 27 | | | | |

| BOYS_8 & UNDER | | | | GIRLS_8 & UNDER | | | |
|---------------------|-------|-------|-------|-----------------|-------|-------|-------|
| | 14-15 | 15-16 | 16-17 | | 14-15 | 15-16 | 16-17 |
| TOTAL | 5 | 37 | 32 | TOTAL | 0 | 1 | 2 |
| NEW | 4 | 37 | 20 | NEW | 0 | 1 | 2 |
| RETAINED | 1 | 0 | 12 | RETAINED | 0 | 0 | 0 |
| LOST | 61 | 1 | 26 | LOST | 0 | 0 | 1 |
| RATIO BOYS TO GIRLS | | | 94.1% | | | | 5.9% |

ILH0052 ST JUDE KNIGHTS

| BOYS & GIRLS_8 & UNDER | | | | 2 AND 2 CHALLENGE | | | |
|------------------------|-------|-------|-------|-------------------|----------|------------|------------|
| | 14-15 | 15-16 | 16-17 | 16-17 GOAL | VS. GOAL | VS. ACTUAL | 17-18 GOAL |
| TOTAL | 231 | 156 | 208 | 160 | 48 | 52 | 212 |
| NEW | 165 | 53 | 121 | 55 | 66 | 68 | 123 |
| RETAINED | 66 | 103 | 87 | 105 | (18) | (16) | 89 |
| LOST | 25 | 64 | 20 | | | | |

| BOYS_8 & UNDER | | | | GIRLS_8 & UNDER | | | |
|---------------------|-------|-------|-------|-----------------|-------|-------|-------|
| | 14-15 | 15-16 | 16-17 | | 14-15 | 15-16 | 16-17 |
| TOTAL | 204 | 132 | 177 | TOTAL | 27 | 24 | 31 |
| NEW | 139 | 39 | 100 | NEW | 26 | 14 | 21 |
| RETAINED | 65 | 93 | 77 | RETAINED | 1 | 10 | 10 |
| LOST | 24 | 62 | 18 | LOST | 1 | 2 | 2 |
| RATIO BOYS TO GIRLS | | | 85.1% | | | | 14.9% |

ILH0079 VIPERS HOCKEY ASSOCIATION

| BOYS & GIRLS_8 & UNDER | | | | 2 AND 2 CHALLENGE | | | |
|------------------------|-------|-------|-------|-------------------|----------|------------|------------|
| | 14-15 | 15-16 | 16-17 | 16-17 GOAL | VS. GOAL | VS. ACTUAL | 17-18 GOAL |
| TOTAL | 0 | 16 | 20 | 20 | 0 | 4 | 24 |
| NEW | 0 | 15 | 20 | 17 | 3 | 5 | 22 |
| RETAINED | 0 | 1 | 0 | 3 | (3) | (1) | 2 |
| LOST | 0 | 0 | 0 | | | | |

| BOYS_8 & UNDER | | | | GIRLS_8 & UNDER | | | |
|---------------------|-------|-------|-------|-----------------|-------|-------|-------|
| | 14-15 | 15-16 | 16-17 | | 14-15 | 15-16 | 16-17 |
| TOTAL | 0 | 13 | 16 | TOTAL | 0 | 3 | 4 |
| NEW | 0 | 12 | 16 | NEW | 0 | 3 | 4 |
| RETAINED | 0 | 1 | 0 | RETAINED | 0 | 0 | 0 |
| LOST | 0 | 0 | 0 | LOST | 0 | 0 | 0 |
| RATIO BOYS TO GIRLS | | | 80.0% | | | | 20.0% |



ILH0085 WINTER CLUB OF LAKE FOREST

| BOYS & GIRLS_8 & UNDER | | | | 2 AND 2 CHALLENGE | | | |
|------------------------|-------|-------|--------|-------------------|----------|------------|------------|
| | 14-15 | 15-16 | 16-17 | 16-17 GOAL | VS. GOAL | VS. ACTUAL | 17-18 GOAL |
| TOTAL | 0 | 0 | 7 | 4 | 3 | 7 | 11 |
| NEW | 0 | 0 | 6 | 2 | 4 | 6 | 8 |
| RETAINED | 0 | 0 | 1 | 2 | (1) | 1 | 3 |
| LOST | 0 | 0 | 0 | | | | |
| | | | | | | | |
| BOYS_8 & UNDER | | | | GIRLS_8 & UNDER | | | |
| | 14-15 | 15-16 | 16-17 | | 14-15 | 15-16 | 16-17 |
| TOTAL | 0 | 0 | 7 | TOTAL | 0 | 0 | 0 |
| NEW | 0 | 0 | 6 | NEW | 0 | 0 | 0 |
| RETAINED | 0 | 0 | 1 | RETAINED | 0 | 0 | 0 |
| LOST | 0 | 0 | 0 | LOST | 0 | 0 | 0 |
| RATIO BOYS TO GIRLS | | | 100.0% | | | | 0.0% |