



# The Deal Softball League

Vol. 3  
Issue 2

## 1992 Standings as of 4/12/92

<u>Sponsor</u>	<u>Team</u>	<u>Captain</u>	<u>W</u>	<u>L</u>	<u>GB</u>	<u>Runs For</u>	<u>Runs Against</u>
Jacques Moret	S.Y. Angels	Ike Dweck	2	0	--	13	7
Adlers Pharmacy	Colt 45's	Red Nesser	2	0	--	13	11
Conway	Showtime	Elliot Braha	2	0	--	13	9
Brooklyn Deli	Gash Stain	Morris Missry	1	2	1	4	3
Deal Video	Amigos	Nathan Tawil	1	1	1	3	4
Mitzvah Mart	It's Over	Ike Franco	0	2	2	71	3
Steev 19	Bad Boys	Jack Braha	0	2	2	91	3
Bijou Drive	Black Magic	Ike Maleh	0	2	2	111	3



TDSBL  
19 Ross Terrace  
Freehold, NJ 07728




Ed Anzarouth  
21 Surrey Lane  
Ocean, NJ 07712

**The Deal Softball League**  
**1992 Schedule**  
 (with team names!)

Week	Date	Field A 10:00AM	Field B 10:00AM	Field C 10:00AM	Field C 1:00PM
1	4/12	Amigos vs. Gash Stain	S.Y. Angels vs. It's Over	Colt 45's vs. Black Magic	Showtime vs. Bad Boys
2	4/26	Colt 45's vs. Bad Boys	Gash Stain vs. Showtime	Amigos vs. It's Over	S.Y. Angels vs. Black Magic
3	5/3	It's Over vs. Showtime	Black Magic vs. Bad Boys	Gash Stain vs. Colt 45's	Amigos vs S.Y. Angels
4	5/17	Amigos vs. Black Magic	Colt 45's vs. Showtime	S.Y. Angels vs. Bad Boys	Gash Stain vs. It's Over
5	5/24	S.Y. Angels vs. Colt 45's	It's Over vs Bad Boys	Gash Stain vs. Black Magic	Amigos vs. Showtime
6	5/31	Black Magic vs. Showtime	Gash Stain vs. S.Y. Angels	Amigos vs. Bad Boys	It's Over vs. Colt 45's
7	6/7	It's Over vs. Black Magic	Amigos vs. Colt 45's	S.Y. Angels vs. Showtime	Gash Stain vs. Bad Boys

We would like to thank all of our sponsors for supporting us this year. And we'd like to extend a special to *The Wiz* for donating the protective padding on the dugout in left field of Field A!



## Amigos and Gash Stain Split in Two Low Scoring Games

### Game 1

THE AMIGOS took the lead in the bottom of the 1st inning as Jeff Gindi led off with a walk. Nathan Tawil followed with a double as Gindi went to third. Jeff Friedman grounded out to give the Amigos the 1-0 lead. Gash Stain came right back with a leadoff triple by Ike Ash. Ash was driven in by a Joe Tawil single. After Tawil's single, Amigo pitcher Abe Cohen shut down the Gash offense by allowing only three hits over the final 6 innings, retiring the final nine. Gash pitcher Ike Yedid held his own as well, holding the Amigos scoreless until the bottom of the 8th. Gindi began a two out rally with a double. Yedid decided to intentionally walk Tawil to set up a force play. Unfortunately for Yedid and his teammates, Friedman did not cooperate and singled to drive in Gindi with the winning run.

FINAL SCORE: AMIGOS - 2 \ GASH STAIN- 1

	1	2	3	4	5	6	7	8	Tot
GS	0	1	0	0	0	0	0	0	1
AM	1	0	0	0	0	0	0	1	2

Amigos	AB	R	H	2B	3B	HR	RBI	BB	K
J. Gindi	3	2	2	1	0	0	0	1	0
N. Tawil	3	0	2	1	0	0	0	1	0
J. Friedman	4	0	1	0	0	0	2	0	0
S. Jemel	3	0	0	0	0	0	0	0	1
A. Cohen	3	0	1	0	0	0	0	0	0
J. Mishan	3	0	1	0	0	0	0	0	0
S. Cohen	3	0	1	0	0	0	0	0	0
J. Shamie	3	0	0	0	0	0	0	0	0
S. Shamie	2	0	1	0	0	0	0	1	0
E. Beda	3	0	0	0	0	0	0	0	0
<b>Total</b>	<b>30</b>	<b>2</b>	<b>9</b>	<b>2</b>	<b>0</b>	<b>0</b>	<b>2</b>	<b>3</b>	<b>1</b>

Gash Stain	AB	R	H	2B	3B	HR	RBI	BB	K
E. Azar	3	0	0	0	0	0	0	0	0
B. Kassin	3	0	0	0	0	0	0	0	0
I. Yedid	2	0	0	0	0	0	0	1	0
M. Missry	3	0	0	0	0	0	0	0	0
E. Braha	3	0	0	0	0	0	0	0	0
I. Ash	3	1	1	0	1	0	0	0	0
J. Tawil	3	0	1	0	0	0	1	0	0
S. Zinn	3	0	1	0	0	0	0	0	0
D. Dweck	3	0	1	0	0	0	0	0	0
A. Dweck	2	0	1	0	0	0	0	0	0
<b>Total</b>	<b>28</b>	<b>1</b>	<b>5</b>	<b>0</b>	<b>1</b>	<b>0</b>	<b>1</b>	<b>1</b>	<b>0</b>

### Game 2

THE AMIGOS once again jumped to a 1-0 lead in the 1st inning. Gindi singled and was forced at 2nd. Tawil advanced to 2nd on a fly ball and was driven in as Sam Jemel singled. This was the last run The Amigos would score off of pitcher Ike Yedid. The Gash did their damage in the third inning as Doug Dweck and Alex Dweck singled. Yedid helped his cause with a two run triple, giving his team a 2-1 lead. Yedid hit his second triple of the game in the 6th and scored on Ike Ash's sacrifice fly.

FINAL SCORE: AMIGOS - 3 \ GASH STAIN- 1

	1	2	3	4	5	6	7	Tot
AM	1	0	0	0	0	0	0	1
GS	0	0	2	0	0	1	X	3

Gash Stain	AB	R	H	2B	3B	HR	RBI	BB	K
A. Dweck	3	1	2	0	0	0	0	0	0
B. Kassin	3	0	1	0	0	0	0	0	0
I. Yedid	3	1	2	0	2	0	2	0	0
M. Missry	2	0	1	1	0	0	0	1	0
E. Braha	3	0	0	0	0	0	0	0	0
I. Ash	2	0	0	0	0	0	1	0	0
J. Tawil	1	0	0	0	0	0	1	0	0
E. Azar	2	0	0	0	0	0	0	0	1
S. Zinn	2	0	0	0	0	0	0	0	0
D. Dweck	2	1	2	0	0	0	0	0	0
<b>Total</b>	<b>23</b>	<b>3</b>	<b>8</b>	<b>1</b>	<b>2</b>	<b>0</b>	<b>3</b>	<b>2</b>	<b>1</b>

Amigos	AB	R	H	2B	3B	HR	RBI	BB	K
J. Gindi	3	0	1	0	0	0	0	0	0
N. Tawil	3	1	1	0	0	0	0	0	0
J. Friedman	3	0	0	0	0	0	0	0	0
S. Jemel	3	0	1	0	0	0	1	0	0
A. Cohen	3	0	1	0	0	0	0	0	0
J. Mishan	3	0	0	0	0	0	0	0	0
S. Cohen	3	0	1	0	0	0	0	0	0
J. Shamie	2	0	0	0	0	0	0	0	0
S. Shamie	2	0	0	0	0	0	0	0	0
S. Shalom	2	0	1	0	0	0	0	0	0
<b>Total</b>	<b>27</b>	<b>1</b>	<b>6</b>	<b>0</b>	<b>0</b>	<b>0</b>	<b>1</b>	<b>0</b>	<b>0</b>

## S.Y. Angels Sweeps It's Over

### Game 1

THE S.Y. ANGELS took an early lead, but needed to come back from behind to win. In the bottom of the 1st, Steve Shamula and Richie Braha singled. Shamula was driven in as Mitch Haddad grounded into a fielder's choice. It's Over then took the lead with 4 runs in the 2nd. Joey Franco singled and went to second as Meno Dweck walked. Ikey Saka followed with a 2-out single, scoring Franco. Douglas Goldenberg walked to load the bases and Jack Picciotto singled driving in two runs. Abe Dweck also singled for the 4th run of the inning. In the bottom of the second, Jack Menashe homered, cutting It's Over's lead to 4-2. S.Y. Angels tied the score in the 4th as Albert Levy singled in 1 run and Menashe doubled Levy home. The Angels took command with a 5-run sixth inning. Levy doubled and went to 3rd on Ezra Ashkenazie's single. Eddie Anzarouth and Ricky Sutton followed with run scoring singles and Shamula closed out the scoring with a bases clearing triple. It's over came back with two more runs in the 7th, but fell short by three runs.

FINAL SCORE: S.Y. ANGELS - 9 \ It's OVER - 6

	1	2	3	4	5	6	7	Tot
IO	0	4	0	0	0	0	2	6
S.Y. A	1	1	0	2	0	5	0	9

<u>S.Y. Angels</u>	<u>AB</u>	<u>R</u>	<u>H</u>	<u>2B</u>	<u>3B</u>	<u>HR</u>	<u>RBI</u>	<u>BB</u>	<u>K</u>
S. Shamula	4	2	2	0	1	0	3	0	1
R. Braha	3	0	1	0	0	0	0	0	0
M. Haddad	4	0	1	0	0	0	1	0	0
I. Dweck	3	1	2	0	0	0	0	0	0
R. Dayan	3	1	2	0	0	0	0	0	0
A. Levy	3	2	2	1	0	0	1	0	0
J. Menashe	3	1	2	1	0	1	2	0	0
E. Ashkenazie	3	1	2	0	0	0	0	0	0
E. Anzarouth	3	1	1	0	0	0	1	0	0
R. Sutton	3	1	1	0	0	0	1	0	0
	32	9	14	2	1	1	9	1	1

<u>It's Over</u>	<u>AB</u>	<u>R</u>	<u>H</u>	<u>2B</u>	<u>3B</u>	<u>HR</u>	<u>RBI</u>	<u>BB</u>	<u>K</u>
D. Goldenberg	3	1	0	0	0	0	0	1	0
J. Picciotto	3	0	2	0	0	0	2	0	0
A. Dweck	4	1	2	0	0	0	1	0	1
I. Franco	3	1	1	0	0	0	0	1	0
H. Shamah	4	0	1	0	0	0	1	0	0
D. Laboton	4	0	1	0	1	0	1	0	0
J. Franco	4	1	1	0	0	0	1	0	0
M. jSaka	3	0	1	0	0	0	0	0	0
M. Dweck	2	1	2	0	0	0	0	1	0
I. Saka	2	1	1	0	0	0	1	1	0
Antar	0	0	0	0	0	0	0	0	0
	32	6	12	0	0	0	6	4	1

### Game 2

IN THIS game, the S.Y. Angles took the lead in the second inning and stayed on top for the rest of the game. Levy singled, went to 2nd on a Menashe walk and both scored on Ashkenazie's double. In the bottom of the 3rd, It's Over's Ikey Saka walked and scored as Jack Picciotto doubled. Angels closed out the scoring with two more runs in the 4th when Ikey Dweck doubled and scored on Raymond Dayan's single. Dayan scored on Ashkenazie's sacrifice fly. Ashkenazie of S.Y. Angles retired the final 13 batters to lead his team to a 4-1 victory.

FINAL SCORE: S.Y. ANGELS - 4 \ It's OVER - 1

	1	2	3	4	5	6	7	Tot
S.Y. A	0	2	0	2	0	0	0	4
IO	0	0	1	0	0	0	0	1

<u>S.Y. Angels</u>	<u>AB</u>	<u>R</u>	<u>H</u>	<u>2B</u>	<u>3B</u>	<u>HR</u>	<u>RBI</u>	<u>BB</u>	<u>K</u>
S. Shamula	4	0	1	0	0	0	0	1	0
R. Braha	4	0	0	0	0	0	0	0	0
M. Haddad	3	0	1	0	0	0	0	0	0
I. Dweck	3	1	1	0	0	0	0	0	0
R. Dayan	2	1	1	0	0	0	1	1	0
A. Levy	3	1	1	0	0	0	0	0	0
J. Menashe	2	1	1	1	0	0	0	1	0
E. Ashkenazie	2	0	2	1	0	0	3	0	0
E. Anzarouth	3	0	1	0	0	0	0	0	0
R. Sutton	3	0	0	0	0	0	0	0	0
	29	4	9	2	0	0	4	3	0

<u>It's Over</u>	<u>AB</u>	<u>R</u>	<u>H</u>	<u>2B</u>	<u>3B</u>	<u>HR</u>	<u>RBI</u>	<u>BB</u>	<u>K</u>
D. Goldenberg	2	0	0	0	0	0	0	0	0
J. Picciotto	3	0	2	2	0	0	1	0	0
A. Dweck	3	0	0	0	0	0	0	0	0
I. Franco	3	0	1	0	0	0	0	0	0
H. Shamah	2	0	0	0	0	0	0	1	0
D. Laboton	3	0	1	0	0	0	0	0	0
J. Franco	3	0	0	0	0	0	0	0	0
M. Saka	2	0	0	0	0	0	0	0	0
M. Dweck	1	0	0	0	0	0	0	0	1
I. Saka	1	1	0	0	0	0	0	1	0
Antar	2	0	0	0	0	0	0	0	0
	25	1	4	2	0	0	1	2	1

## The Colt 45's Squeak Out Two Games

### Game 1

BLACK MAGIC jumped into the lead as David Franco led off with a double. He scored on a Jim Haber single. Black Magic built on this lead in the 2nd. With two outs, Charlie Berger walked and scored on Rob Greeberg's HR. Colt 45's responded with back to back doubles by Red Nesser and Fred Harrari. Jessie Sutton followed with a single as Harrari trotted home. The Colt 45's took the lead the following inning. Steve Kattan and H. Gindi singled. Sam Tawil walked to load the bases. Nesser hit a sacrifice fly and Harrari doubled, clearing the bases and giving his team a 5-3 lead. Black Magic cut the lead with three walks and an Eli Haddad sac-fly. In the bottom of the 6th, Nesser, Harrari and Sutton singled to score 1 run and John Dayan doubled to drive in another. Black Magic came right back. Green berg and Haddad singled as did Rich Shalom. Jim Haber walked to force on run in and Maurice Haber hit a sac-fly. However, in the end, Black Magic's rally fell short by a run.

FINAL SCORE: COLT 45's - 7 \ BLACK MAGIC - 6

	1	2	3	4	5	6	7	Tot
BM	1	2	0	1	0	0	2	6
C45	0	2	3	0	0	2	0	7

Colt 45's	AB	R	H	2B	3B	HR	RBI	BB	K
S. Kattan	3	1	1	0	0	0	0	0	0
H. Gindi	3	1	1	0	0	0	0	0	0
H. Shalom	2	0	0	0	0	0	0	1	0
S. Tawil	2	1	0	0	0	0	0	1	0
R. Nesser	2	2	2	1	0	0	1	0	0
F. Harrari	3	2	3	2	0	0	3	0	0
J. Sutton	3	0	3	0	0	0	2	0	0
J. Dayan	3	0	1	1	0	0	1	0	0
I. Dweck	3	0	0	0	0	0	0	0	0
B. Harari	2	0	0	0	0	0	0	0	0
	26	7	11	4	0	0	7	2	0

Black Magic	AB	R	H	2B	3B	HR	RBI	BB	K
D. Franco	4	1	2	1	0	0	0	0	0
R. Shalom	4	0	2	0	0	0	0	0	0
J. Haber	3	0	1	0	0	0	2	1	0
M. Haber	4	0	0	0	0	0	1	0	0
F. Weintraub	3	0	0	0	0	0	0	0	1
I. Maleh	2	1	0	0	0	0	0	1	0
C. Antebi	2	0	0	0	0	0	0	1	0
C. Berger	2	1	0	0	0	0	0	1	1
R. Greenberg	2	2	2	0	0	1	2	1	0
E. Haddad	3	1	2	0	0	0	1	0	0
	29	6	9	1	0	1	6	5	2

### Game 2

ONCE again, Colt 45's took the lead and Black Magic fell one run short of come back. Colt 45 began the scoring as Henry Shalom and Sam Tawil hit back to back home runs. In the 5th, Harrari hit a 2 run triple extending the Colt 45 lead to 6-0. Once again, Black Magic began to rally with three hits in the bottom of the 5th. RBI singles by Rob Greenberg and Eli Haddad cut the score to 6-2. Then, with the score cut to 6-3, Black Magic staged a 7th inning comeback. Charlie Berger singled and Haddad followed with a two run home run. With the score 6-5, David Franco and Richie Shalom singled, but Franco was thrown out trying to advance to third.

FINAL SCORE: COLT 45's - 6 \ BLACK MAGIC - 5

	1	2	3	4	5	6	7	Tot
C45	3	0	1	0	2	0	0	6
BM	0	0	0	0	2	1	2	5

Colt 45's	AB	R	H	2B	3B	HR	RBI	BB	K
S. Kattan	4	0	0	0	0	0	0	0	0
H. Gindi	4	2	4	0	0	0	0	0	0
H. Shalom	4	2	2	1	0	1	2	0	0
S. Tawil	3	1	2	0	0	1	2	0	0
R. Nesser	3	1	1	0	0	0	0	0	0
F. Harrari	2	0	1	0	1	0	2	1	0
J. Sutton	3	0	1	0	0	0	0	0	0
J. Dayan	3	0	0	0	0	0	0	0	0
I. Dweck	3	0	0	0	0	0	0	0	0
B. Harari	3	0	1	0	0	0	0	0	0
	32	6	12	3	1	2	6	1	0

Black Magic	AB	R	H	2B	3B	HR	RBI	BB	K
D. Franco	4	0	1	0	0	0	0	0	0
R. Shalom	4	0	2	0	0	0	0	0	0
J. Haber	3	1	1	0	0	0	0	0	0
M. Haber	3	0	1	1	0	0	1	0	0
F. Weintraub	2	1	1	0	0	0	1	0	0
I. Maleh	2	1	0	0	0	0	0	1	0
C. Antebi	3	0	1	0	0	0	0	1	0
C. Berger	3	1	1	0	0	0	0	1	1
R. Greenberg	3	0	1	0	0	0	1	0	0
E. Haddad	3	1	2	0	0	1	3	0	0
	30	5	11	1	0	1	4	1	0

## Showtime Tames the Bad Boys with a Sweep

### Game 1

SHOWTIME'S Jeff Saka and Bad Boys Chubby Kasab hooked up in a pitchers duel. The Bad Boys took a 1-0 lead as Fred Nesser, David Ancona and Jason Cohen singled. Jack Braha followed with a sacrifice fly. Showtime tied the score when David Zilberman hit a homerun in the bottom of the first. The Bad Boys regained the lead as Victor Ashkenazie doubled and scored on an error. Showtime's David Gadeloff tied the game again when he drove in Ezra Zonana. Both teams remained scoreless until the end of the 7th inning when Sammy Buca won the game on a single to drive in Elliot Braha.

FINAL SCORE: SHOWTIME - 3 \ BAD BOYS - 2

	1	2	3	4	5	6	7	Tot
BB	1	1	0	0	0	0	0	2
ST	1	0	1	0	0	0	1	3

Showtime	AB	R	H	2B	3B	HR	RBI	BB	K
J. Cohen	3	0	1	1	0	0	0	0	0
M. Assoulin	3	0	0	0	0	0	0	0	0
D. Zilberman	3	1	1	0	0	1	1	0	0
E. Braha	3	1	1	0	0	0	0	0	0
S. Buca	3	0	2	0	0	0	1	0	0
M. Fallas	2	0	1	0	1	0	0	0	0
C. Sued	2	0	0	0	0	0	0	0	0
E. Zonana	2	1	1	0	0	0	0	0	0
D. Gadeloff	2	0	2	0	0	0	0	0	0
I. Shomer	2	0	0	0	0	0	0	0	0
	25	3	9	1	1	1	3	0	0

Bad Boys	AB	R	H	2B	3B	HR	RBI	BB	K
F. Nesser	3	1	1	0	0	0	0	0	0
D. Ancona	3	0	0	0	0	0	0	0	0
J. Cohen	3	0	2	0	0	0	0	0	0
J. Braha	2	0	0	0	0	0	1	0	0
E. Mishan	3	0	1	0	0	0	0	0	0
Z. Mishan	2	0	0	0	0	0	0	1	0
E. Harari	3	0	0	0	0	0	0	0	0
V. Ashkenazie	3	1	1	1	0	0	0	0	0
L. Gindi	2	0	0	0	0	0	0	0	0
M. Terzi	2	0	0	0	0	0	0	0	0
	26	2	5	1	0	0	1	1	0

### Game 2

GAME 2 was the complete opposite of the first game. Showtime took the lead on a two run home run by Zilberman, his second of the day, in the 2nd inning. Charles Sued and Ezra Zonana singled. Gadeloff hit a sacrifice fly as Sued scored. In the bottom half of the inning, Jack Braha hit a solo HR to cut Showtime's lead to 3-1. Showtime then extended it's lead in the 4th as Elliot Braha and Sued hit home runs, giving their team a 5-1 lead. In the 6th, Sued hit his second HR of the game. Braha and Buca each dove into two runs in the 7th inning as Showtime took a 10-1 lead. The Bad Boys came back with five straight singles, as Victor Ashkenazie drove in the final two runs to make the final score 10-7.

FINAL SCORE: SHOWTIME - 10 \ BAD BOYS - 7

	1	2	3	4	5	6	7	Tot
ST	2	1	0	2	0	1	4	10
BB	0	1	0	0	0	0	6	7

Showtime	AB	R	H	2B	3B	HR	RBI	BB	K
J. Cohen	4	1	1	0	1	0	0	0	0
M. Assoulin	4	0	0	0	0	0	0	0	0
D. Zilberman	3	2	2	0	0	1	2	1	0
E. Braha	4	2	2	1	0	1	3	0	0
S. Buca	4	0	1	0	0	0	2	0	0
M. Fallas	4	0	1	0	0	0	0	0	0
C. Sued	3	3	2	0	0	2	2	0	0
E. Zonana	3	0	2	0	0	0	0	0	0
D. Gadeloff	2	1	2	0	0	0	1	0	0
I. Shomer	1	1	0	0	0	0	0	2	0
	32	10	13	1	1	4	10	3	0


Bad Boys	AB	R	H	2B	3B	HR	RBI	BB	K
F. Nesser	4	0	0	0	0	0	0	0	0
D. Ancona	3	0	1	0	0	0	0	0	0
J. Cohen	3	1	1	0	0	0	0	0	0
J. Braha	3	2	2	0	0	1	2	0	0
E. Mishan	2	2	1	0	0	0	0	1	0
Z. Mishan	3	1	1	0	0	0	1	0	0
A. Adry	3	1	1	0	0	0	1	0	1
V. Ashkenazie	3	1	1	0	0	0	2	0	0
L. Gindi	3	0	1	0	0	0	1	0	1
M. Terzi	3	0	1	0	0	0	1	0	0
	30	7	20	0	0	1	8	1	2

## 1992 Schedule

(with team names!)

Week	Date	Field A 10:00AM	Field B 10:00AM	Field C 10:00AM	Field C 1:00PM
1	4/12	Amigos vs. Gash Stain	S.Y. Angels vs. It's Over	Colt 45's vs. Black Magic	Showtime vs. Bad Boys
2	4/26	Colt 45's vs. Bad Boys	Gash Stain vs. Showtime	Amigos vs. It's Over	S.Y. Angels vs. Black Magic
3	5/3	It's Over vs. Showtime	Black Magic vs. Bad Boys	Gash Stain vs. Colt 45's	Amigos vs S.Y. Angels
4	5/17	Amigos vs. Black Magic	Colt 45's vs. Showtime	S.Y. Angels vs. Bad Boys	Gash Stain vs. It's Over
5	5/24	S.Y. Angels vs. Colt 45's	It's Over vs Bad Boys	Gash Stain vs. Black Magic	Amigos vs. Showtime
6	5/31	Black Magic vs. Showtime	Gash Stain vs. S.Y. Angels	Amigos vs. Bad Boys	It's Over vs. Colt 45's
7	6/7	It's Over vs. Black Magic	Amigos vs. Colt 45's	S.Y. Angels vs. Showtime	Gash Stain vs. Bad Boys


We would like to thank all of our sponsors for supporting this year. And we'd like to extend a special to The Wiz for the donating the protective padding on the dugout in left field of Field A!



## Trivia Quiz

1. Who was the losing pitcher for the Dodgers in Don Larsen's perfect game in the 1956 World Series?
2. Who was the only Mets Pitcher to get a win over Sandy Kofax?
3. Who's the only player to win the Sy Young and MVP awards in the same year?
4. Who was the first official Designated Hitter in an American League game?
5. Which Jewish baseball player has hit the most homerun's in one season?

Answers to last week's puzzle



The rest of the newsletter consists of team stats so you can compare yourself to the rest of the gang!

## COLT 45'S

PLAYER	AB	R	H	2B	3B	HR	RBI	AVG	BB	K	DP	SF	TB	SLG%	OB%
FRED HARRARI	5	2	4	2	1	0	5	0.800	1	0	0	0	8	1.600	0.833
H. GINDI	7	3	5	2	0	0	0	0.714	0	0	0	0	7	1.000	0.714
JESSIE SUTTON	6	0	4	0	0	0	2	0.667	0	0	0	0	4	0.667	0.667
RED NESSER	5	3	3	1	0	0	1	0.600	0	0	0	1	4	0.800	0.600
SAM TAWIL	5	2	2	0	0	1	2	0.400	1	0	0	1	5	1.000	0.500
HENRY SHALOM	6	2	2	1	0	1	2	0.333	1	0	0	0	6	1.000	0.429
BEN HARARI	5	0	1	0	0	0	0	0.200	0	0	0	0	1	0.200	0.200
JOHN DAYAN	6	0	1	1	0	0	1	0.167	0	0	0	0	2	0.333	0.167
STEVE KATTAN	7	1	1	0	0	0	0	0.143	0	0	0	0	1	0.143	0.143
IKE DWECK	6	0	0	0	0	0	0	0.000	0	0	1	0	0	0.000	0.000
TEAM	58	13	23	7	1	2	13	0.397	3	0	1	2	38	0.655	0.426

## SCORING BY INNINGS

	1	2	3	4	5	6	7	8	9	TOTAL
COLT 45'S	3	2	3	0	3	2	0	0	0	13
OPPONENTS	1	2	0	1	2	1	4	0	0	11

PITCHER	IP	H	BB	K	R	HR	ERA	AB	W	L	AVG.
NESSER	14	20	6	2	11	2	5.50	58	2	0	0.344

## GASH

PLAYER	AB	R	H	2B	3B	HR	RBI	AVG	BB	K	DP	SF	TB	SLG%	OB%
DOUG DWECK	5	1	3	0	0	0	0	0.600	0	0	0	0	3	0.600	0.600
ALEX DWECK	5	1	3	0	0	0	0	0.600	0	0	0	0	3	0.600	0.600
IKE YEDID	5	1	2	0	2	0	2	0.400	1	0	1	0	6	1.200	0.500
JOE TAWIL	4	0	1	0	0	0	1	0.250	1	0	0	0	1	0.250	0.400
MORRIS MISSRY	5	0	1	1	0	0	0	0.200	1	0	0	0	2	0.400	0.333
IKE ASH	5	1	1	0	1	0	1	0.200	0	0	0	1	3	0.600	0.200
SANDY ZINN	5	0	1	0	0	0	0	0.200	0	0	0	0	1	0.200	0.200
BOB KASSIN	6	0	1	0	0	0	0	0.167	0	0	0	0	1	0.167	0.167
ERWIN BRAHA	6	0	0	0	0	0	0	0.000	0	0	0	0	0	0.000	0.000
ED AZAR	5	0	0	0	0	0	0	0.000	0	1	0	0	0	0.000	0.000
TEAM	51	4	13	1	3	0	4	0.255	3	1	1	1	20	0.392	0.296

## SCORING BY INNINGS

	1	2	3	4	5	6	7	8	9	TOTAL
OPPONENTS	2	0	0	0	0	0	0	1	0	3
GASH	0	1	2	0	0	1	0	0	0	4

PITCHER	IP	H	BB	K	R	HR	ERA	AB	W	L	AVG
YEDID	15	15	3	1	3	0	1.40	57	1	1	0.263

## IT'S OVER

PLAYER	AB	R	H	2B	3B	HR	RBI	AVG	BB	K	DP	SF	TB	SLG%	OB%
JACK PICCIOTTO	6	0	4	2	0	0	3	0.667	0	0	0	0	6	1.000	0.667
MENO DWECK	3	1	2	0	0	0	0	0.667	1	1	0	0	2	0.667	0.750
IKE FRANCO	6	1	2	0	0	0	0	0.333	1	0	0	0	2	0.333	0.429
IKE SAKA	3	2	1	0	0	0	1	0.333	2	0	0	0	1	0.333	0.600
ABE DWECK	7	1	2	0	0	0	1	0.286	0	1	0	0	2	0.286	0.286
DAVID LABOTON	7	0	2	0	0	0	1	0.286	0	0	0	0	2	0.286	0.286
MARVIN SAKA	5	0	1	0	0	0	0	0.200	0	0	0	0	1	0.200	0.200
HYMIE SHAMAH	6	0	1	0	0	0	1	0.167	1	0	0	0	1	0.167	0.286
JOEY FRANCO	7	1	1	0	0	0	0	0.143	0	0	0	0	1	0.143	0.143
DOUG GOLDENBERG	5	1	0	0	0	0	0	0.000	1	0	0	0	0	0.000	0.167
EDDIE ANTAR	2	0	0	0	0	0	0	0.000	0	0	0	0	0	0.000	0.000
	57	7	16	2	0	0	7	0.281	6	2	0	0	18	0.316	0.349

## SCORING BY INNINGS

	1	2	3	4	5	6	7	8	9	TOTAL
IT'S OVER	0	4	1	0	0	0	2	0	0	7
OPPONENTS	1	3	0	4	0	5	0	0	0	13

PITCHER	IP	H	BB	K	R	HR	ERA	AB	W	L	AVG
PICCIOTTO	13	23	3	1	13	1	7	61	0	2	0.377

## SHOWTIME

PLAYER	AB	R	H	2B	3B	HR	RBI	AVG	BB	K	DP	SF	TB	SLG%	OB%
DAVID GADELOFF	4	1	4	0	0	0	2	1.000	0	0	0	1	4	1.000	1.000
EZRA ZONANA	5	1	3	0	0	0	0	0.600	0	0	0	0	3	0.600	0.600
DAVID ZILBERMAN	6	3	3	0	0	2	3	0.500	1	0	0	0	9	1.500	0.571
ELLIOT BRAHA	7	3	3	1	0	1	3	0.429	0	0	0	0	7	1.000	0.429
SAMMY BUCA	7	0	3	0	0	0	3	0.429	0	0	0	0	3	0.429	0.429
CHARLES SWED	5	3	2	0	0	2	2	0.400	0	0	0	0	8	1.600	0.400
MICHAEL FALLAS	6	0	2	0	1	0	0	0.333	0	0	1	0	4	0.667	0.333
JOE COHEN	7	1	2	1	1	0	0	0.286	0	0	0	0	5	0.714	0.286
MEYER ASSOULIN	7	0	0	0	0	0	0	0.000	0	0	0	0	0	0.000	0.000
ISAAC SHOMER	3	1	0	0	0	0	0	0.000	2	0	0	0	0	0.000	0.400
TEAM	57	13	22	2	2	5	13	0.386	3	0	1	1	43	0.754	0.417

## SCORING BY INNINGS

	1	2	3	4	5	6	7	8	9	TOTAL
OPPONENTS	1	2	0	0	0	0	6	0	0	9
SHOWTIME	3	1	1	2	0	1	5	0	0	13

PITCHER	IP	H	BB	K	R	HR	ERA	AB	W	L	AVG
JEFF SAKA	14	15	2	2	9	1	4.50	56	2	0	0.267



OK, guys, so we're not perfect. If your name is misspelled or if you haven't gotten your issue of The Deal Softball League Newsletter, please NEATLY PRINT your name, address and other pertinent information in the box below and turn it in to the scorekeeper at the next game. Also, if someone you know should be getting the newsletter and isn't, include his name and address, too. Thanks!!

Name _____
Address _____
_____
Ideas/Suggestions for future newsletters _____
_____
_____
_____



## ANGELS

PLAYER	AB	R	H	2B	3B	HR	RBI	AVG	BB	K	DP	SF	TB	SLG%	OB%
EZRA ASHKENAZIE	5	1	4	1	0	0	3	0.800	0	0	0	1	5	1.000	0.800
JACK MENASHE	5	2	3	1	0	1	2	0.600	1	0	0	0	7	1.400	0.667
ALBERT LEVY	6	3	3	1	0	0	1	0.500	0	0	0	0	4	0.667	0.500
IKE DWECK	6	2	3	1	0	0	0	0.500	0	0	0	0	4	0.667	0.500
STEVE SHAMULA	8	2	3	0	1	0	3	0.375	1	1	0	0	5	0.625	0.444
EDDIE ANZAROUTH	6	1	2	0	0	0	1	0.333	0	0	0	0	2	0.333	0.333
MITCH HADDAD	7	0	2	0	0	0	1	0.286	0	0	0	0	2	0.286	0.286
RAYMOND DAYAN	5	1	1	0	0	0	1	0.200	1	0	0	0	1	0.200	0.333
RICKY SUTTON	6	1	1	0	0	0	1	0.167	0	0	0	0	1	0.167	0.167
RICHEL BRAHA	7	0	1	0	0	0	0	0.143	0	0	0	0	1	0.143	0.143

TEAM	61	13	23	4	1	1	13	0.377	3	1	0	1	32	0.525	0.406
------	----	----	----	---	---	---	----	-------	---	---	---	---	----	-------	-------

## SCORING BY INNINGS

	1	2	3	4	5	6	7	8	9	TOTAL
OPPONENTS	0	4	1	0	0	0	2	0	0	7
SY ANGELS	1	3	0	4	0	5	0	0	0	13

PITCHER	IP	H	BB	K	R	HR	ERA	AB	W	L	AVG
ASHKENAZIE	14	16	6	2	7	0	3.50	57	2	0	0.280

## BLACK MAGIC

PLAYER	AB	R	H	2B	3B	HR	RBI	AVG	BB	K	DP	SF	TB	SLG%	OB%
ELI HADDAD	5	2	4	0	0	1	4	0.667	0	0	0	0	7	1.167	0.667
ROB GREENBERG	5	2	3	0	0	1	3	0.600	1	0	0	0	6	1.200	0.667
RICH SHALOM	8	0	4	0	0	0	0	0.500	0	0	0	0	4	0.500	0.500
DAVID FRANCO	8	1	3	1	0	0	0	0.375	0	0	0	0	4	0.500	0.375
JIM HABER	6	1	2	0	0	0	2	0.333	1	0	0	0	2	0.333	0.429
CHARLIE BERGER	5	2	1	0	0	0	0	0.200	1	1	0	0	1	0.200	0.333
FRED WEINTRAUB	5	1	1	0	0	0	1	0.200	0	1	0	1	1	0.200	0.200
CHARLES ANTEBI	5	0	1	0	0	0	0	0.200	1	0	0	0	1	0.200	0.333
MAURICE HABER	7	0	1	1	0	0	1	0.143	0	0	0	0	2	0.286	0.143
IKE MALEH	4	2	0	0	0	0	0	0.000	2	0	0	0	0	0.000	0.333

TEAM	59	11	20	2	0	2	11	0.339	6	2	0	1	26	0.475	0.400
------	----	----	----	---	---	---	----	-------	---	---	---	---	----	-------	-------

## SCORING BY INNINGS

	1	2	3	4	5	6	7	8	TOTAL
OPPONENTS	3	2	3	0	3	2	0	0	13
BLACK MAGIC	1	2	0	1	2	1	4	0	11

PITCHER	IP	H	BB	K	R	HR	ERA	AB	W	L	AVG
MALEH	13	22	3	0	13	2	7.00	59	0	2	0.373

AMIGOS

PLAYER	AB	R	H	2B	3B	HR	RBI	AVG	BB	K	DP	SF	TB	SLG%	OB%
NATHAN TAWIL	6	1	3	1	0	0	0	0.500	1	0	0	0	4	0.667	0.571
JEFF GINDI	6	2	3	1	0	0	0	0.500	1	0	0	0	4	0.667	0.571
STEVE SHALOM	2	0	1	0	0	0	0	0.500	0	0	0	0	1	0.500	0.500
ABE COHEN	6	0	2	0	0	0	0	0.333	0	0	0	0	2	0.333	0.333
SAM COHEN	6	0	2	0	0	0	0	0.333	0	0	1	0	2	0.333	0.333
STEVE SHAMIE	4	0	1	0	0	0	0	0.250	1	0	0	0	1	0.250	0.400
SAM JEMAL	6	0	1	0	0	0	1	0.167	0	1	0	0	1	0.167	0.167
JEFF MISHAN	6	0	1	0	0	0	0	0.167	0	0	0	0	1	0.167	0.167
JEFF FRIEDMAN	7	0	1	0	0	0	2	0.143	0	0	0	0	1	0.143	0.143
JOEY SHAMIE	5	0	0	0	0	0	0	0.000	0	0	0	0	0	0.000	0.000
ED BEDA	3	0	0	0	0	0	0	0.000	0	0	1	0	0	0.000	0.000
TEAM	57	3	15	2	0	0	3	0.263	3	1	2	0	17	0.298	0.300

SCORING BY INNINGS

	1	2	3	4	5	6	7	8	9	TOTAL
AMIGOS	2	0	0	0	0	0	0	1	0	3
OPPONENTS	0	1	2	0	0	1	0	0	0	4

PITCHER	IP	H	BB	K	R	HR	ERA	AB	W	L	AVG
COHEN	14	13	3	1	4	0	2.00	51	1	1	0.254

BADBOYS

PLAYER	AB	R	H	2B	3B	HR	RBI	AVG	BB	K	DP	SF	TB	SLG%	OB%
JASON COHEN	6	1	3	0	0	0	0	0.500	0	0	0	0	3	0.500	0.500
JACK BRAHA	5	2	2	0	0	1	3	0.400	0	0	0	1	5	1.000	0.400
ED MISHAN	5	1	2	0	0	0	0	0.400	1	0	0	0	2	0.400	0.500
VICTOR ASHKENAZIE	6	2	2	1	0	0	2	0.333	0	0	0	0	3	0.500	0.333
ALBERT ADRY	3	1	1	0	0	0	1	0.333	0	1	0	0	1	0.333	0.333
ZACK MISHAN	5	1	1	0	0	0	1	0.200	1	0	0	0	1	0.200	0.333
LEO GINDI	5	0	1	0	0	0	1	0.200	0	1	0	0	1	0.200	0.200
MAURICE TERZI	5	0	1	0	0	0	1	0.200	0	0	0	0	1	0.200	0.200
DAVID ANCONA	6	0	1	0	0	0	0	0.167	0	0	0	0	1	0.167	0.167
FRED NESSER	7	1	1	0	0	0	0	0.143	0	0	0	0	1	0.143	0.143
ELI HARARI	3	0	0	0	0	0	0	0.000	0	0	0	0	0	0.000	0.000
TEAM	56	9	15	1	0	1	9	0.268	2	2	0	1	19	0.339	0.293

SCORING BY INNINGS

	1	2	3	4	5	6	7	8	9	TOTAL
BAD BOYS	1	2	0	0	0	0	6	0	0	9
OPPONENTS	3	1	1	2	0	1	5	0	0	13

PITCHER	IP	H	BB	K	R	HR	ERA	AB	W	L	AVG	2B	3B
KASAB	14	22	3	0	13	5	6.50	57	0	2	0.386	2	2