

SAINT IGNATIUS
FOOTBALL



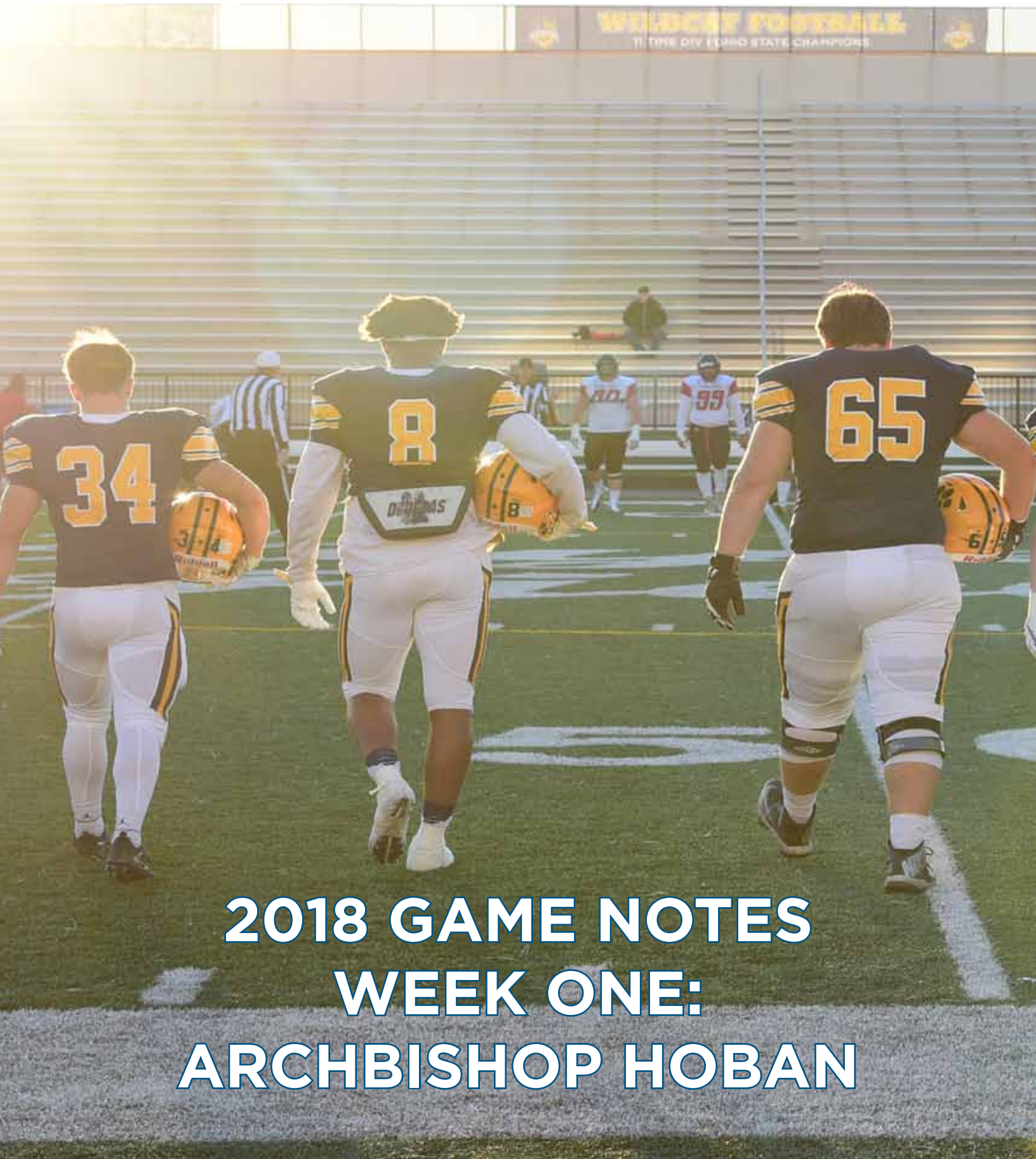
@SIHSSports



sihsathletics



sihssports



2018 GAME NOTES
WEEK ONE:
ARCHBISHOP HOBAN

THE MATCHUP



**Archbishop
Hoban
KNIGHTS**

at



**Saint Ignatius
WILDCATS**

**August 25, 2018
Byers Field
Kickoff: 7 p.m.**

Saint Ignatius Schedule

Date	Opponent	Time/Score
8/25	vs. Archbishop Hoban	7:00 pm
9/1	vs. Mentor	7:00 pm
9/7	@ Euclid	7:00 pm
9/14	@ COF Academy	7:00 pm
9/22	vs. Cincinnati Elder	3:00 pm
9/29	vs. Clarkson Football North	7:00 pm
10/6	vs. West Toronto Prep	7:00 pm
10/13	vs. Archbishop Moeller	3:00 pm
10/20	@ St. Xavier	2:00 pm
10/26	vs. St. Edward	7:00 p.m.

Follow the Wildcats on social media for full coverage of every Saint Ignatius team.



@SIHSSports



sihsathletics



sihssports

Team Information

Saint Ignatius High School: 0-0
OHSAA Division I, Region 1
Head Coach: Chuck Kyle '69
Record at School: 345-87-1
Overall Record: 345-87-1

**Archbishop Hoban
High School Knights: 0-0**
OHSAA Division II, Region 5
Head Coach: Tim Tyrrell
Record at School: 53-12
Overall Record: 115-63

Media Information

For information and credential requests, contact:
Joe Ginley '12
Communications Coordinator for Athletics
(P): 216-651-0222 x242
email: jginley@ignatius.edu
For full coverage of the Wildcats, visit ignatiuswildcats.com.

Broadcast Information

Saint Ignatius Broadcasting Network

Play-by-Play: Zack Strom '19
Color Analyst: Jack O'Rourke '20
Moderator: Jeff McCormick '83
(P): 216-651-0222 x228
email: jmccormick@ignatius.edu



And also visit ... ignatiuswildcats.com

ABOUT THE WILDCATS ...

Previous Matchups

8/24/17	W	17-3	A
9/19/58	L	13-12	A

Series History

Meetings	2
First Meeting	9/19/1958
Most Recent Meeting.....	8/24/2017

Saint Ignatius Wins.....	1
Last Saint Ignatius Win....	8/24/2017
Hoban Wins.....	1
Last Hoban Win.....	9/19/1958
Ties.....	0

Longest Winning Streaks In Series	
Saint Ignatius.....	1; 8/24/2017
Hoban.....	1; 9/19/1958
Current Streak.....	Saint Ignatius, 1

Largest Margin of Victory	
Saint Ignatius.....	14 points; 8/24/17
Hoban.....	1 points; 9/19/58

A Look Back ... Sept. 19, 1958

The first meeting between the Wildcats and Knights occurred in 1958 in Akron. The contest proved to be a great game, with Hoban emerging with a narrow 13-12 win.

The Knights fired out to a 13-0 lead, but the Wildcats fought back. Nick Daugenti galloped 44 yards for a score and Mike Hegan ran 38 yards for a score in the third quarter.

Following both touchdowns, the Wildcats attempted 2-point conversions, allowed by a new rule in 1958. Both tries were unsuccessful, leading to a 13-12 loss.

The Wildcats finished 5-4-1 in 1958, earning the West Senate title.

Wildcats Storylines ...

BORN TO RUN: One of the top Wildcats returning for another season is Jahadge "Bo" Floyd. The senior gained 1,078 yards and 8 touchdowns on the ground in 2017, playing a key role in the offense following the injury of Mark Bobinski. Floyd's vision and ability to create holes separates him from other runners. His quickness and physicality inside are also assets, as Floyd will serve as the bellcow this year. Jack Welch and Michael McNamara are other Wildcats to watch at RB.

NEW MAN AT QB: Following last week's Jamboree game vs. Canton McKinley, the Saint Ignatius coaching staff named Patrick Delahunty as the starter at quarterback for the season opener vs. Archbishop Hoban. Delahunty saw limited playing time last season, mostly serving as the signal man from the sidelines. With four years of experience in the offense, Delahunty brings a total grasp of the offense. A strong leader, Delahunty will hope to guide the Wildcats to the end zone.

SPEED TO BURN: The Wildcats have a wealth of speed at wideout and defensive back this season. Nigel Drummond II, a senior and team captain, leads a fast group of wide receivers. Fellow senior Jack Kennedy, a track and field stud in the spring, will spread the field for the Cats, cycling in at both sides of the ball. Connor Cmiel will also play both ways, especially at wideout. Seniors Jett Elad, Danny Scelza, Mitch Puhalsky, and Chris Velotta, Jr. will lead the secondary.

A NEW ORDER: The offensive line, which calls itself the Fraternal Order of Offensive Line (FOOLs) will have five new starters this year. Grant Abbott and Xavier Everett, who earned playing time as juniors, will anchor the offensive line. Juniors Tony Georges, Owen Keane, and Nick Schwitzgebel complete the starting five.

FRONT SIX: The Wildcats return three members of the front six of the Wildcats' 3-3-5 defense from 2017. Seniors Zach McMahan and Aidan Wells will be the cornerstones of the defensive line, while Tommy Eichenberg will guide the Linebacker Legion.

4TH DOWN ARMY: Patrick Otter and Rory McConville will share time as kickers this year. Otter will take care of kickoffs, punting, and long field goals, while McConville will kick XPs and short field goals.

STARTING OFF RIGHT: Head Coach Chuck Kyle '69 is always ready for the first game of the season. Kyle has a 30-5 record in opening games, winning 20 in a row from 1988-2007. Kyle has won four openers in a row, and has never lost openers in back-to-back years.

COMMITTED: During the offseason, several Wildcats committed to play football in college. Here is the list of commits: LS Sean Wracher - Indiana University, OL Grant Abbott - Bowling Green State University, DL/TE Aidan Wells - Harvard University, LB Tommy Eichenberg - Boston College

CAPTAINS: The four captains for the 2018 season are Tommy Eichenberg, Grant Abbott, Chris Velotta, Jr., and Nigel Drummond II.

ABOUT ARCHBISHOP HOBAN ...

Learning about the Knights ...

DEFENDING CHAMPS: The Archbishop Hoban Knights have dominated in Northeast Ohio in the last few years. The Knights won the Division III title in 2015 and 2016 and the Division II crown in 2017. Hoban has a 42-3 record during that span, including a 14-1 mark last season. The Knights' only blemish was a 17-3 loss to the Wildcats.

ROOM TO RUN: The Knights have a host of star power at running back. Senior Tyris Dickerson returns as the starter after rushing for 1,703 yards and 20 touchdowns last year. The 5'10, 208-pound back committed to Eastern Kentucky in July. DeaMonte Trayanum will also be a special back to watch, as the junior already has a host of big-time offers, including from Ohio State.

BIG FRONT: The offensive line is a big piece of the puzzle for Hoban. Left tackle Nolan Rumler, a Michigan commit, anchors a strong and mobile Hoban line. Tackle Jacob Petit and guard Jaden Baxter also return for the Knights. The team utilizes gap schemes in the ground game, with lots of pulling, including the center. Stopping the Hoban ground game will be crucial for the Wildcats.

SPECIAL SOPHOMORES: The Knights have two strong sophomore options at quarterback - Shane Hamm and Jordan Mick. Hamm served as the starter last season, but Mick is likely to receive the start at quarterback. Both can pass the ball with efficiency and strength. Caden Clark, an Alabama commit who transferred back to Hoban from Moeller in the offseason, will be a key target at tight end.

READING THE LINES: The Wildcats will have to pay close attention to the Hoban formations on Saturday. Last season, the Knights showcased unbalanced formations, using them to pick up big yards during the team's first few drives. Hoban mainly lines up in shotgun in its base offense, often using 10 personnel (1 running back, 0 tight ends).

AGGRESSIVE FRONT: Watch out for an aggressive, pin-your-ears-back style from the Knights' defensive line on Saturday. The Knights line up in a 4-man front, often exhibiting stunts and aggressive blitzes.

TWO-WAY FIENDS: Many of Hoban's talented playmakers will play on both sides of the ball. The Knights' defense is laden with talented players from the offensive side of the ball, including Dickerson and Trayanum at linebacker, and Matt Salopek and Alvin Stallworth at defensive back. The Wildcats will need to use the run to wear down the Knights' defense.

2018 Hoban Schedule

8/25	@Saint Ignatius <i>Byers Field</i>	7 pm
8/31	@Cardinal Mooney <i>Stambaugh Stadium</i>	7:30 pm
9/7	@Huber Hts Wayne <i>Wayne High School</i>	7 pm
9/14	vs. Ursuline <i>Dowed Field</i>	7 pm
9/21	St. Vincent-St. Mary <i>Infocision Stadium</i>	7 pm
9/28	vs. Benedictine <i>Dowed Field</i>	7 pm
10/5	vs. Lake Catholic <i>Dowed Field</i>	7 pm
10/12	@Padua <i>Padua Stadium</i>	7 pm
10/19	@Walsh Jesuit <i>Conway Mem. Stadium</i>	7 pm
10/26	vs. NDCL <i>Dowed Field</i>	7 pm



BY THE NUMBERS/ WILDCATS TO WATCH

100-24

Coach Chuck Kyle's record at Byers Field (17 straight wins)

65-35-4

Wildcats' all-time record in season openers

30-5

Coach Chuck Kyle's record in openers (4 straight wins)

14-6-2

Wildcats' record against Akron teams

7-0

Coach Kyle's record against Akron teams

1

Loss in home opener since 2011

RB JAHADGE "BO" FLOYD '19



Just like Bo Jackson, Jahadge "Bo" Floyd is a marvel to watch. Floyd has an uncanny ability to find holes and running lanes, along with the speed and athleticism to exploit them quickly. Floyd is the top returning playmaker, fresh off a 1,078-yard season in 2017. Floyd will be a key part of the Wildcats offense, which will try to establish the run vs. Hoban.

LB TOMMY EICHENBERG '19



The leader of the defense and the linebacker group, Eichenberg will be a critical playmaker for the Wildcats in 2018. The Boston College commit led the team in tackles and sacks last season as an outside 'backer. Eichenberg will play a key role in forcing Hoban's ground game to the inside and pressuring the Knights' quarterback to limit the passing game.

SAINT IGNATIUS ROSTER

#	Name	Yr.	Ht.	Wt.	Position	#	Name	Yr.	Ht.	Wt.	Position
2	Zachary LaPorte	Sr.	5'9	150	WR	59	Maximilian Watters	Jr.	6'2	250	DL
3	Michael Sarko	Sr.	6'2	175	WR	60	Michael Hilbig	Sr.	6'2	226	OL
4	Rory McConville	Jr.	5'9	160	K/P	61	Zachary Sertz	Sr.	6'2	205	OL
5	Declan Mangan	So.	5'10	155	K/P	62	Rico Levert	Jr.	5'11	245	DL
6	Jett Elad	Sr.	6'1	180	DB	63	Zachary McMahan	Sr.	6'0	250	DL
7	Nigel Drummond II	Sr.	5'11	163	WR/DB	64	Tony Georges	Jr.	6'3	275	OL/DL
8	Connor Cmiel	Jr.	6'2	170	WR/DB	65	Grant Abbott	Sr.	6'4	280	OL
9	Erik Daugenti	Jr.	6'1	160	WR/DB	66	Seamus McCarthy	Sr.	6'0	270	OL/DL
10	Griffin Hanna	Jr.	6'1	175	QB	70	Owen Keane	Jr.	6'3	265	OL
11	Luke Cooper	Sr.	5'10	162	WR	71	Nicholas Schwitzgebel	Jr.	6'3	270	OL/DL
13	Jacob Riedl	Sr.	5'11	130	DB	72	William McCormick	Sr.	6'4	230	OL
15	Merick Hartley	Jr.	5'10	165	DB	74	Owen Murphy	Sr.	6'6	265	OL/DL
16	Ryan Coyne	Sr.	5'11	160	DB	76	Xavier Everett	Sr.	6'3	277	OL
17	Patrick Delahunty	Sr.	6'0	195	QB	78	Seamus Cooney	Sr.	6'3	260	DL/OL
18	Patrick Keane	Jr.	6'0	170	QB	79	Benjamin Kormos	Jr.	6'6	245	OL
19	Nathan Conry	Sr.	5'11	170	WR	80	Sam Daugstrup	Jr.	6'5	230	TE
20	Michael Simcak	So.	5'8	175	RB	82	Domenic Fabe	Jr.	6'0	160	WR
21	Henry Cook	Jr.	5'10	160	WR	83	James Spear	Jr.	6'0	150	WR
22	Jahadge Floyd	Sr.	5'7	190	RB	84	Ethan Biacsi	Sr.	6'3	185	WR
23	Ian Lucic	Sr.	5'11	190	RB	85	Timothy Lewis	Jr.	6'1	175	WR
24	John Kennedy	Sr.	6'0	180	DB/WR	86	Aidan Wells	Sr.	6'4	260	TE/DL
25	Aidan Rechin	Sr.	5'11	155	DB	88	John Cannon	Sr.	6'0	220	TE
26	Mitchell Puhalsky	Sr.	5'11	185	DB	89	Alex Tuason	Jr.	5'10	130	WR
27	James Crosby	Jr.	5'9	172	RB	90	Aidan Conway	So.	6'1	215	LB
28	Owen Adler	Sr.	6'0	190	DB	91	Daniel Finnan	Jr.	5'10	155	DB
29	Dominic DeVengencie	Jr.	5'9	150	DB/WR	92	AJ Canzano	Sr.	6'0	209	TE
30	Jack Schroer	Jr.	5'7	165	RB	95	Sean Wracher	Sr.	6'4	205	LS
31	Caden Campolieti	Sr.	6'1	218	LB	96	Patrick Otter	Sr.	5'10	175	K/P
32	Vincent Fagnilli	Jr.	5'8	140	DB		Michael Gallipoli	Sr.			Manager
33	Michael Corte	Jr.	6'0	166	DB		Declan McCarthy	Sr.			Manager
35	Christopher Mathews	Jr.	5'11	180	DB		Ryan Paul	Sr.			Manager
37	Michael McNamara	Jr.	6'1	210	RB/LB		Luke Van De Walle	Sr.			Manager
38	Charles Kinzel	Jr.	5'10	150	DB		Elias Yazbeck	Sr.			Manager
39	Jacob Davis	Jr.	5'11	185	DB		Benjamin Rossi	Jr.			Coaching Intern
40	Sam Kempton	Jr.	5'10	170	DB		Nathan Sommerfeld	Jr.			Student Training Aid
41	John Wetula	Sr.	6'2	180	DB/WR						
42	Jake Lang	Jr.	6'3	195	TE/LB						
44	Christopher Velotta, Jr.	Sr.	5'11	195	DB						
45	Thomas Eichenberg	Sr.	6'3	228	LB						
46	Jack Welcsh	Jr.	6'0	190	RB/DB						
47	Kyle Sullivan	Sr.	6'0	205	LB						
48	Daniel Scelza	Sr.	5'11	205	DB						
49	Michael Mangan	Sr.	5'9	195	RB						
51	Connor Francz	Jr.	6'2	210	LB						
52	Anthony Gerace	Jr.	6'2	240	DL						
54	Aidan Crummie	Jr.	6'1	197	LB						
55	C. Bennett Adler	So.	6'2	180	DL						
56	Matthew Kall	Jr.	6'0	251	OL						
57	Aidan Hubbard	So.	6'4	200	LB						
58	Kevin Kempffer	Jr.	6'1	200	LB						
						Coaches:					
						Chuck Kyle '69		Head Coach			
						Nick Restifo		Offensive Coordinator/QB			
						Ryan Franzinger '02		Defensive Coordinator/LB			
						Jim Cahill '89		Quarterbacks Coach			
						Terry Fergus '72		Running Backs Coach			
						Jack Hyland '14		Wide Receivers Coach			
						Adam Rini '99		Offensive Line Coach			
						Paul Yappel		Offensive Line Coach			
						Dave Cicetti		Defensive Line Coach			
						Mark Sullivan		Defensive Line Coach			
						Kevin Johnson '10		Defensive Backs Coach			
						John Pieschalski '89		Defensive Backs Coach			
						Mo Sizemore		Head Athletic Trainer			
						Tony Connacher		Assistant Athletic Trainer			

ARCHBISHOP HOBAN ROSTER

#	Name	Yr.	Ht.	Wt.	Position	#	Name	Yr.	Ht.	Wt.	Position
1	Deamonte Trayanum	Jr.	6'0	215	Ath	54	Jacob Petit	Sr.	6'2	265	OL/DL
2	Matt Salopek	Sr.	6'2	205	Ath	55	Colton Burkhardt	Fr.	6'1	255	OL/DL
3	Jordan Mick	So.	5'10	170	QB/DB	56	Luke Petit	So.	6'2	200	OL/DL
4	Kobe Campbell	So.	5'10	210	RB/ LB	57	Brandon Antal	Sr.	5'11	250	OL/DL
5	Damon Ollison	So.	6'0	210	Ath	58	Sawyer Srinivasan	Jr.	5'11	200	OL/DL
6	Alvin Stallworth	So.	6'0	190	DB	59	Connor Magoolaghan	Sr.	6'1	295	OL/DL
7	Isiah Jackson	Sr.	5'10	165	WR/DB	60	Owen Robinson	Sr.	5'11	230	OL
8	Mason Tipton	Sr.	6'0	180	WR/DB	61	Aiden Goostree	Jr.	6'0	210	OL/DL
9	Marcus Saahir	Sr.	5'10	200	LB	63	Zach Courtemanche	Jr.	5'11	260	OL
10	Shane Hamm	So.	5'11	187	QB	64	Griffin Morgan	So.	6'2	190	OL/DL
11	Kharion Davis	So.	5'11	160	WR/DB	70	Nolan Rumler	Sr.	6'4	295	OL
12	Bear Broyles	Sr.	6'0	180	WR/DB	71	Drew Pasadyn	So.	6'2	250	OL/DL
13	Ben Hawk	Sr.	5'10	155	LS	73	Jacob Parisi	Sr.	6'3	250	OL/DL
14	Jared Mealy	Jr.	6'0	170	WR	74	Jaden Baxter	Sr.	6'0	255	OL
15	Dom Moegerie	Jr.	6'4	210	WR/TE	75	Walter Ganous	Jr.	6'5	340	OL/DL
16	Owen McDermott	Jr.	5'7	155	WR/DB	77	Thomas Harvey	Jr.	6'3	215	OL/DL
17	Daryl Peterson	So.	6'3	210	OLB	79	Julian Schieman	So.	6'2	260	OL/DL
18	Jacob Branham	Sr.	6'1	175	K	80	Dylan Snyder	So.	5'11	155	WR
19	Ja'Sean Cogburn	Jr.	5'6	160	WR/DB	81	James Tassiello	So.	6'1	150	WR
20	Montrell Jamison	Jr.	6'0	170	WR/DB	82	Brian Ellis	So.	6'0	150	WR/DB
21	Vic Dawson	So.	5'10	175	RB/DB	84	Geo Loya	So.	6'0	170	QB
22	Luke Bauer	So.	6'1	240	FB/LB	85	Sam Henderson	So.	6'2	200	DE
23	Anthony Threadgill	Jr.	5'11	190	LB	87	Caden Clark	Jr.	6'5	260	TE/DE
24	Cordell Cobb	Jr.	5'9	170	WR/DB						
25	Tyris Dickerson	Sr.	5'10	210	RB/DB						
26	Matt Blanchard	Sr.	5'11	220	FB/LB						
27	Mason Jenkins	Jr.	6'0	170	DB						
28	Quanterius Easterling	Sr.	6'1	235	TE/DE						
29	Amir Stewart	So.	5'11	170	WR/DB						
30	Mike Miller	So.	6'3	220	TE/DE						
31	A.J. Brown	So.	5'7	145	DB						
32	Conner Butler	So.	6'1	170	DE						
33	Chances Carter-Hill	So.	6'1	190	TE/DE						
34	Michael Hayden	So.	5'10	170	LB						
35	Will Harrison	Jr.	6'4	155	WR						
36	Carter Dougherty	Sr.	5'11	205	FB/LB						
37	Marquette Fikes	So.	5'10	175	DB						
38	Reed Forney	So.	6'1	170	RB/LB						
44	Joe Michalowicz	Sr.	6'2	255	FB/DE						
45	Mikal Bass	Jr.	5'8	155	RB/DB						
46	Nathan Montecalvo	Sr.	5'11	150	WR/DB						
47	Nick Griffith	Sr.	6'2	200	OLB						
50	Cam Mizer	Jr.	5'11	210	LB						
51	Ernest Witcher	Jr.	5'11	210	DL/LB						
52	Grant Gainer	So.	6'1	195	RB/DE						
53	Garrett Persinger	So.	6'1	230	OL/DL						

Coaches:

Tim Tyrrell	Head Coach
Dave Arbogast	Director of FB Operations
Renzy Parnell	Defensive Coordinator
Jeff Smith	Defensive Backs Coach
Dante Booker	Linebackers Coach
Tom Paris	Quarterbacks Coach
Justin Ray	Offensive Line Coach
Pat Kennedy	Running Backs Coach
Daryl Moore	Wide Recievers Coach
Blake Bishop	Wide Recievers Coach
Ryland Parnell	Special Teams Coord.
Tim Lucey	Kickers/Punters Coach

SAINT IGNATIUS DEPTH CHART

OFFENSE

QB	17	Patrick Delahunty	6'0"	195 lbs	Sr.
	10	Griffin Hanna	6'1"	175 lbs	Jr.
RB	22	Jahadge Floyd	5'7"	190 lbs	Sr.
	46	Jack Welcsh	6'0"	190 lbs	Jr.
	37	Michael McNamara	6'1"	210 lbs.	Jr.
FB	49	Michael Mangan	5'9"	195 lbs	Sr. OR
	37	Michael McNamara	6'1"	210 lbs.	Jr.
TE	42	Jake Lang	6'3"	195 lbs.	Jr.
	86	Aidan Wells	6'4"	260 lbs	Sr.
WR	7	Nigel Drummond II	5'11"	163 lbs	Sr.
	19	Nathan Conry	5'11"	170 lbs	Sr.
WR	8	Connor Cmiel	6'2"	170 lbs	Jr.
	24	Jack Kennedy	6'0"	180 lbs	Sr.
Slot	11	Luke Cooper	5'10"	162 lbs	Sr.
	84	Ethan Biacsi	6'3"	185 lbs	Sr.
LT	76	Xavier Everett	6'3"	277 lbs	Sr.
	74	Owen Murphy	6'6"	265 lbs	Sr.
LG	64	Tony Georges	6'3"	275 lbs	Jr.
	74	Owen Murphy	6'6"	265 lbs	Sr.
C	65	Grant Abbott	6'4"	280 lbs	Sr.
	66	Seamus McCarthy	6'0"	270 lbs	Sr.
RG	70	Owen Keane	6'3"	265 lbs	Jr.
	74	Owen Murphy	6'6"	265 lbs	Sr.
RT	71	Nick Schwitzgebel	6'3"	270 lbs	Jr.
	74	Owen Murphy	6'6"	265 lbs	Sr.

PRONUNCIATION GUIDE

#2 Zach LAH-port	#48 Daniel SKEL-za
#6 JET EE-lad	#52 Anthony Ger-RACE-ee
#7 NYE-gel DRUM-mond	#62 Rico Le-VERT
#8 Connor Kah-meel	#63 Zachary Mick-MAN
#15 MARE-ick HEART-lee	#66 SHAY-mus McCarthy
#17 Patrick DELL-ah-HUNT-tee	#70 Owen CANE
#20 Ja-HODGE "Bo" Floyd	#71 Nick SCH-witz-ga-bel
#25 Mitchell Puh-HALL-ski	#84 Ethan BEE-ah-chee
#31 KAY-den CAMP-oh-lett-ee	#95 Sean RA-cher
#41 John WET-oo-la	
#45 Thomas EYE-ken-berg	
#46 Jack WELSH	

DEFENSE

LE	63	Zachary McMahan	6'1"	250 lbs	Sr.
	52	Anthony Gerace	6'2"	240 lbs	Jr.
NT	78	Seamus Cooney	6'3"	260 lbs	Sr. OR
	62	Rico Levert	5'11"	245 lbs	Jr.
RE	86	Aidan Wells	6'4"	260 lbs	Sr.
	59	Max Watters	6'2"	250 lbs	Jr.
OLB	45	Thomas Eichenberg	6'3"	228 lbs	Sr.
	57	Aidan Hubbard	6'4"	200 lbs	So.
MLB	47	Kyle Sullivan	6'0"	205 lbs	Sr.
	51	Connor Francz	6'2"	210 lbs	Jr.
OLB	31	Caden Campolieti	6'1"	218 lbs	Sr.
	37	Michael McNamara	6'1"	210 lbs.	Jr.
CB	24	Jack Kennedy	6'0"	180 lbs	Sr.
	8	Connor Cmiel	6'2"	170 lbs	Jr.
SS	48	Danny Scelza	5'11"	205 lbs	Sr.
	46	Jack Welcsh	6'0"	190 lbs	Jr.
SS	44	Chris Velotta, Jr.	5'10"	195 lbs	Sr.
	46	Jack Welcsh	6'0"	190 lbs	Jr.
FS	26	Mitchell Puhalsky	5'10"	185 lbs	Sr.
	15	Merick Hartley	5'10"	165 lbs	Jr.
CB	6	Jett Elad	6'1"	180 lbs	Sr.
	7	Nigel Drummond II	5'11"	163 lbs	Sr.

**Depth chart is subject to change*

SPECIAL TEAMS

KO	96	Patrick Otter	5'10"	175 lbs	Sr.
	4	Rory McConville	5'9"	160 lbs	Jr.
PK	4	Rory McConville	5'9"	160 lbs	Jr.
	96	Patrick Otter	5'10"	175 lbs	Sr.
P	96	Patrick Otter	5'10"	175 lbs	Sr.
	5	Declan Mangan	5'10"	155 lbs	So.
H	21	Henry Cook	5'10"	160 lbs	Jr.
LS	95	Sean Wracher	6'4"	205 lbs	Sr.
PR	7	Nigel Drummond II	5'11"	163 lbs	Sr.
	2	Zach LaPorte	5'9"	150 lbs	Jr.
KR	8	Connor Cmiel	6'2"	170 lbs	Jr.
	2	Zach LaPorte	5'9"	150 lbs	Jr.

RANKINGS/ HISTORY

Cleveland.com Top 25

1. (-) Mentor (0-0)
2. (-) St. Edward (0-0)
3. (-) Archbishop Hoban (0-0)
4. (-) Saint Ignatius (0-0)
5. (-) Euclid (0-0)
6. (-) Avon (0-0)
7. (-) Lorain (0-0)
8. (-) Olmsted Falls (0-0)
9. (-) Solon (0-0)
10. (-) Perry (0-0)
11. (-) St. Vincent-St. Mary (0-0)
12. (-) Avon Lake (0-0)
13. (-) Padua (0-0)
14. (-) Strongsville (0-0)
15. (-) Berea-Midpark (0-0)
16. (-) Stow (0-0)
17. (-) Kenston (0-0)
18. (-) Hudson (0-0)
19. (-) North Olmsted (0-0)
20. (-) Garfield Heights (0-0)
21. (-) Twinsburg (0-0)
22. (-) Bedford (0-0)
23. (-) Kirtland (0-0)
24. (-) Maple Heights (0-0)
25. (-) Benedictine (0-0)

Rank	W-L	Mailing City	School	Avg	Level 1	L2	L2 divisor
1t	0-0	Austintown	Austintown-Fitch	0.0000	0.0	0.0	100
1t	0-0	Berea	Berea-Midpark	0.0000	0.0	0.0	100
1t	0-0	Brunswick	Brunswick	0.0000	0.0	0.0	100
1t	0-0	Canton	Canton McKinley	0.0000	0.0	0.0	100
1t	0-0	Cleveland Heights	Cleveland Heights	0.0000	0.0	0.0	100
1t	0-0	Euclid	Euclid	0.0000	0.0	0.0	100
1t	0-0	Canton	GlenOak	0.0000	0.0	0.0	100
1t	0-0	Massillon	Jackson	0.0000	0.0	0.0	100
1t	0-0	Cleveland	John Marshall	0.0000	0.0	0.0	100
1t	0-0	Medina	Medina	0.0000	0.0	0.0	100
1t	0-0	Mentor	Mentor	0.0000	0.0	0.0	100
1t	0-0	Cleveland	Rhodes	0.0000	0.0	0.0	100
1t	0-0	Shaker Heights	Shaker Heights	0.0000	0.0	0.0	100
1t	0-0	Solon	Solon	0.0000	0.0	0.0	100
1t	0-0	Lakewood	St Edward	0.0000	0.0	0.0	100
1t	0-0	Cleveland	Saint Ignatius	0.0000	0.0	0.0	100
1t	0-0	Stow	Stow-Munroe Falls	0.0000	0.0	0.0	100
1t	0-0	Strongsville	Strongsville	0.0000	0.0	0.0	100

Joe Eitel, Division I, Region 1

Statewide Division I AP Poll

The first AP poll will be released on September 10 following the completion of Week 3. This is the final 2017 poll.

School	Last Wk.	1st votes	Record	Points
1. Saint Ignatius	(2)	18	9-1	216
2. Toledo Whitmer	(3)	5	10-0	170
3. St. Edward	(1)	-	9-1	159
4. St. Xavier	(5)	-	9-1	155
5. Hilliard Bradley	(4)	-	10-0	149
6. Mentor	(6)	-	9-1	106
7. Centerville	(7)	-	9-1	102
8. Pickerington Central	(10)	-	9-1	58
9. Stow-Munroe Falls	(9)	-	9-1	53
10. Colerain	(-)	-	8-2	29

This Day in History

Games6
 First Game1989
 Most Recent Game.....2012
 Saint Ignatius Wins.....6
 Last Saint Ignatius Win.....2012
 Saint Ignatius Losses.....0
 Last Saint Ignatius Loss.....N/A
 Ties.....0
 Largest Margin of Victory
 Saint Ignatius...41, 1989 vs. Mentor HS
 Opponents.....N/A

Games on Aug. 25 (6-0):

1989	vs. Mentor HS	W	43-2
1990	vs. Mentor HS	W	38-7
2000	vs. Toledo St. John HS	W	48-14
2006	vs. Youngstown Boardman	W	8-6
2007	vs. Youngstown Boardman	W	37-7
2012	vs. Young. Cardinal Mooney	W	31-7

USA TODAY Super 25 Regional Football Rankings

MIDWEST

Illinois, Indiana, Iowa, Kansas, Kentucky, Michigan, Minnesota, Missouri, Nebraska, North Dakota, Ohio, South Dakota, West Virginia and Wisconsin

1. (-) Pickerington Central (Columbus, OH)
2. (-) Warren Central (Indianapolis, IN)
3. (-) Akron Archbishop Hoban
4. (-) Mentor
5. (-) Lincoln Way East (Frankfort, IL)
6. (-) St. Xavier (Cincinnati, OH)
7. (-) Colerain (Cincinnati, OH)
8. (-) Carmel (IN)
9. (-) Phillips (Chicago, IL)
10. (-) St. Edward (Lakewood, OH)

GAME PREVIEW

THE GAUNTLET BEGINS VS. ARCHBISHOP HOBAN

By Joe Ginley

At long last, high school football has returned to Northeast Ohio.

A challenging 10-game season lies ahead of the Saint Ignatius Wildcats. The men of Chuck Kyle '69 will stay close to home this year, with eight games in Northeast Ohio and only two lengthy road trips, but tough teams fill the slate for the Wildcats.

The first obstacle is Archbishop Hoban. Three-time defending state champs, the Knights have talent and speed galore on both sides of the ball. Nearly every state and regional ranking has the Knights ahead of the Wildcats.

Saint Ignatius and Archbishop Hoban met on the gridiron to start the 2017 season in an anticipated matchup. Last season, the Wildcats beat the Knights, 17-3, limiting the hosts to 33 rushing yards and 137 yards overall. The Wildcats' defense will need to limit the Knights' ground game again to win the contest.

The Knights have two deadly weapons at running back – Tyris Dickerson and DeaMonte Trayanum. Dickerson, an Eastern Kentucky commit, galloped for 1,703 yards and 20 touchdowns in 2017. Trayanum, a junior, has a host of offers after flashing his speed and strength as a sophomore. Hoban utilizes a gap scheme with plenty of pulling from the guards and center, something the Wildcats will look to neutralize. Left tackle Nolan Rumler, at 6'4, 300 pounds, anchors the Hoban offensive line.

Hoban's passing attack is also dynamic, with a focus on getting the playmakers the ball. Sophomores Shane Hamm and Jordan Mick anchor the offense at quarterback. Hamm started last year, using his arm and legs to guide the Knights to a title. Mick can also sling the ball and may earn the start.

Senior wideout Mason Tipton and junior transfer wideout Caden Clark (an Alabama commit) will be the top two targets for whoever gets the nod at signalcaller. Keep an eye out for how the Knights line up on offense – unbalanced lines could play a part.

The Wildcats' traditional 3-3-5 defense will meet the Hoban attack. Tommy Eichenberg is the heart of the defense as a playmaking, rush-stuffing, quarterback-attacking outside linebacker. Defensive ends Aidan Wells and Zach McMahan will look to push the rush inside to Seamus Cooney and Rico Levert at nose tackle and Kyle Sullivan at middle linebacker. Caden Campolieti will also make his first varsity start at outside 'backer.



The Wildcats' secondary is one of the team's top strengths. Jett Elad and Jack Kennedy serve as fast, shutdown corners. Danny Scelza, Jack Welcsh, and Chris Velotta, Jr. will cycle in as the strong safeties, with Mitch Puhalsky serving as the field general at free safety. As a unit, the Wildcats will switch between man and zone.

On the offensive side, the Wildcats will start Patrick Delahunty at quarterback, mixing in junior Griffin Hanna to get him reps and experience. Running back Bo Floyd is the team's most prominent returning playmaker, and will look to help the Wildcats establish the run early.

As for weapons, look no further than Nigel Drummond II and Connor Cmiel. These two smart, speedy wideouts will open the field for quick wide receivers such as Luke Cooper, Ethan Biacsi, and Kennedy. At tight end, Jake Lang and Aidan Wells will block and see a few passes.

The offensive line was the big question entering the offseason, but is now solved. Grant Abbott (center) and Xavier Everett (left tackle) will be the heart of the offensive line.

On the flipside, Hoban brings an aggressive front four with linebackers ready to charge forward to defend the run. The secondary can play man or zone, or a cloud combo.

As a whole, Kyle and his men are ready to play. "They have a lot of motivation for this game. We were the only team to beat them last season," Kyle said. They cleaned the table after us. They have motivation for that, we have to handle that. For us, there are certain veterans we're relying on, because it is a major, playoff-caliber game. We need them to step it up, because we have some guys getting their first real varsity action on this level."

RETURN TO GLORY: THE 2018 WILDCATS



Since football first debuted at Saint Ignatius High School in 1911, the sport has captured the hearts and minds of many Wildcats.

The football program developed into a strong program over the years. The Wildcats won 12 city championships from 1925-1977, including four under legendary coach and athletic director John Wirtz.

But the Wildcats did not truly become a state and national powerhouse until one of Wirtz's pupils assumed the reins. In 1983, a young Charles "Chuck" Kyle '69 took over the helm and made an immediate impact. For the next five seasons, the Cats earned winning records and sniffed greatness.

In the offseason, following a 6-4 campaign in 1987, the rising seniors and juniors carried a quiet confidence into the 1988 season. The junior class had not lost at either the freshman or JV levels. Even Kyle showed confidence.

"I remember Coach Kyle would have these talks with the players a month or so after the season ended," Pete Fitzpatrick '90 recalled in an interview with Eddie Dwyer. "There I was, a sophomore going

to be a junior, and he told me we were going to win the state championship [in 1988]. Honestly, I thought he was off his rocker. We had never even been to the playoffs."

The 1988 season was magical, with plenty of incredible memories along the way. Guided by quarterback Joe Pickens '90 and playmakers such as defensive end Chris Adler '89, linebacker Kareem Ingram '90, and safety Barry Alvis '89, the Cats stormed the playoffs and then the championship game at the Horseshoe. Thanks to a late, memorable goal line stand, the Wildcats won, 10-7, to capture the school's first football state title.

Now, 30 years later, the 2018 Wildcats are eager and hungry for another state championship.

The Football Cats have come close to attaining the 12th title in program history in the last two seasons, but fallen just short. This year, the Wildcats have a host of returning playmakers and a thirst for glory.

Thus, the theme of the 2018 season for the Wildcats will be "Return to Glory."



A LOOK BACK / BYERS FIELD

STAT FLASHBACK:

The First State Title: Dec. 4, 1988

Saint Ignatius - 10

Cinn. Princeton - 7

Scoring

Saint Ignatius	0	3	0	7	10
Princeton	0	7	0	0	7

1st Quarter

None

2nd Quarter

SIHS - Phil Mohr 23 FG 11:44

PRIN - Green 33 INT Return (Neu kick) 6:56

3rd Quarter

None

4th Quarter

SIHS - Mike Buddie 41 Pass from Joe Pickens
(Mohr kick) 11:26

Team Stats	SIHS	PRIN
1st Downs	14	14
Rushes-yards	31-87	41-110
Passing yards	151	144
Att.-Comp.-Int.	13-24-2	6-15-2
Return yards	67	54
Punts	3-32	4-31
Fumbles-lost	3-2	3-0
Penalties-yards	4-37	4-39
T.O.P.	20:39	27:21

Individual Stats

Rushing: Pete Fitzpatrick 21-91, Mike Buddie 1-7, Joe Pickens 3-(-11)

Passing: Joe Pickens 13-24-2-151

Receiving: Mike Buddie 5-101, John Jaeckin 5-45,
Pete Fitzpatrick 2-(-2), Keith Johnson 1-7



Kyle and his players celebrate after the win.

BYERS FIELD

at Robert M. Boulton Stadium



7600 Day Drive

(corner of Ridge Road and Day Drive)

Parma, Ohio

Seating Capacity: 11,850

Playing Surface: Field Turf

**Built: 1928 (Major Renovations in
1940, 1957, 1963, 1993, 2013)**

2018 marks the 91st season that football has been played on this location; now known as Byers Field at Robert M. Boulton Stadium.

In 1921, the cities of Parma and Parma Heights opened the first high school for their residents on a site just outside the east bleachers. Seven years later, the apple orchard and grass field located behind the new school was converted into the athletic field with the gridiron laid out in a north-south alignment, just as it is today.

Recently, renovations have been completed on the facility.

In the last decade, a new lighting system was installed; bleacher improvements (including the installation of handrails) were completed along with renovations to the lockerrooms, restrooms and concession areas.

Other improvements include the installation of a video board at the north end of the stadium - it is one of the largest video boards in use at a high school facility the state.

The pressbox, which has been upgraded in the past five seasons with a new working media area and new windows, seats 30 journalists and broadcasters.

New field turf was installed for the 2012 season. In the last two seasons, the stadium has also had handicapped seating added to both sets of grandstands, including 46 wheelchair and companion seats on the home side of the stadium.

The Parma City Schools invested nearly \$1.2 million into the facility during the summer of 2014, including a new parking lot on the south end of the Stadium and the full replacement of the parking lot on the east side of the stadium, under the Press Box.

LAST SEASON'S GAME

Week One:

Saint Ignatius: 17 Archbishop Hoban: 3
Thursday, August 24

Score by Quarters	1	2	3	4	Total
Saint Ignatius	0	7	7	3	17
Archbishop Hoban	0	3	0	0	3

2nd Quarter

06:16 AH - Branham 37 yd field goal

03:39 SIHS - Pike 34 yd pass from Hall (Trickett kick)

3rd Quarter

03:02 SIHS - Corte 0 yd fumble recovery (Trickett kick)

4th Quarter

02:57 SIHS - Trickett 48 yd field goal

	SIHS	AH
FIRST DOWNS	13	8
RUSHES-YARDS (NET)	36-47	29-33
PASSING YDS (NET)	213	104
Passes Att-Comp-Int	25-15-2	17-9-3
TOTAL OFF. PLAYS-YARDS	61-260	46-137
Fumble Returns-Yards	0-0	0-0
Punt Returns-Yards	1-2	1-0
Kickoff Returns-Yards	2-22	1-24
Interception Returns-Yards	3-20	2-6
Punts (Number-Avg)	4-34.0	5-31.6
Fumbles-Lost	3-1	1-0
Penalties-Yards	10-110	3-25
Possession Time	25:06	22:54
Third-Down Conversions	8 of 16	2 of 12
Fourth-Down Conversions	0 of 0	1 of 2
Red-Zone Scores-Chances	2-3	1-2
Sacks By: Number-Yards	3-22	2-3

RUSHING: Saint Ignatius- Bobinski 25-42; Hall 8-9; TEAM 3(-4); Corte 0-0

Hoban- Dickerson 10-21; Trayanum 7-10; Hamm 11-2;
TEAM 1-0

PASSING: Saint Ignatius- Hall 15-25-2-213
Hoban- Hamm 9-17-3-104

RECEIVING: Saint Ignatius- Snyder 6-112; Drobnick 3-40; Bobinski 3-5; Drummond 2-22; Pike 1-34

Hoban- Dickerson 3-36; Saus 2-16; Bauer 2(-1);
Houser 1-51; Tipton 1-2

INTERCEPTIONS: Saint Ignatius- Toppin 2-29; Sands 1(-9)
Hoban- Dickerson 2-6.

FUMBLES: Saint Ignatius- Bobinski 3-1
Hoban- Hamm 1-0

Dowed Field

Kickoff time: 7 PM • End of Game: 9:25 PM • Total elapsed time:
2:25

Wildcats open season with Thursday night road win over the Knights

AKRON – Coach Chuck Kyle's Wildcats came up with big plays on defense and timely efforts on offense in wearing down Archbishop Hoban, 17-3. Along with his 48-yard field goal, which accounted for the game's final points with just under three minutes left, and two extra-point kicks, Saint Ignatius' kicker/punter Matthew Trickett did his part in the battle of field position with his punting.

After Archbishop Hoban took a 3-0 lead on a 37-yard field goal by Jack Branham with 6 minutes and 16 seconds remaining in the second quarter, Quarterback Kyle Hall directed a drive that saw him combine with wide receiver Max Pike on a 34-yard touchdown strike. Trickett's PAT extended the Wildcats' lead to 7-3 with 3:39 left in the first half. Hall completed 15 of 25 passes for 213 yards. Wide receiver Sammy Snyder had 6 receptions for 112 yards, including a 57-yard catch.

On an 11-play 44-yard drive, which took five minutes and 5 seconds off the 3rd Quarter clock, Saint Ignatius scored, when the ball squirted loose off a running play from the Archbishop Hoban 2-yard line, Wildcats tackle Billy Corte recovered it for a touchdown. Trickett's extra-point kick was good, and the 'Cats led, 14-3, with 3:02 left in the third quarter. Saint Ignatius' defense continued to make the going tough for Archbishop Hoban's quarterback Shane Hamm. An interception by Toppin saw Cam return it nearly 40 yards to the Knights' 27-yard line. Then it was pressure down the stretch from defensive linemen Jack Jamieson, Aidan Gill and Bradley Andrich, linemen Aidan Wells and Zach McMahan, the linebacker trio of Tommy Eichenberg, Andrew Keirn and Logan Joyce, along with safety Matt Viancourt. Jamieson also doubles on the offensive line and Gill contributes to the running attack.

Complementing Toppin in the secondary were safety Justin Sands, and corners Jett Elad and Danny Scelza. Sands, who also had an interception, joins tailback Mark Bobinski, Jamieson and wide receiver/defensive back Connor Kennedy, as Saint Ignatius Wildcat Football Captains.

2017 TEAM STATS

Team Statistics	SIHS	OPP
SCORING	387	233
Points Per Game	29.8	17.9
Points Off Turnovers	87	43
FIRST DOWNS	226	188
Rushing	118	91
Passing	95	86
Penalty	13	11
RUSHING YARDAGE	2327	1685
Yards gained rushing	2709	2101
Yards lost rushing	382	416
Rushing Attempts	545	442
Average Per Rush	4.3	3.8
Average Per Game	179.0	129.6
TDs Rushing	29	13
PASSING YARDAGE	2090	2034
Comp-Att-Int	137-253-15	160-327-16
Average Per Pass	8.3	6.2
Average Per Catch	15.3	12.7
Average Per Game	160.8	156.5
TDs Passing	18	15
TOTAL OFFENSE	4417	3719
Total Plays	798	769
Average Per Play	5.5	4.8
Average Per Game	339.8	286.1
KICK RETURNS: #-Yards	37-549	19-431
PUNT RETURNS: #-Yards	25-205	6-71
INT RETURNS: #-Yards	16-85	15-124
KICK RETURN AVERAGE	14.8	22.7
PUNT RETURN AVERAGE	8.2	11.8
INT RETURN AVERAGE	5.3	8.3
FUMBLES-LOST	20-10	19-8
PENALTIES-Yards	59-512	45-441
Average Per Game	39.4	33.9
PUNTS-Yards	45-1601	73-2389
Average Per Punt	35.6	32.7
Net punt average	32.7	29.4
KICKOFFS-Yards	78-4606	50-2390
Average Per Kick	59.1	47.8
Net kick average	38.9	33.2
TIME OF POSSESSION/Game	24:42	23:16
3RD-DOWN Conversions	71/162	49/169
3rd-Down Pct	44%	29%
4TH-DOWN Conversions	6/8	17/26
4th-Down Pct	75%	65%
SACKS BY-Yards	35-207	44-216
MISC YARDS	0	48
TOUCHDOWNS SCORED	49	30
FIELD GOALS-ATTEMPTS	15-23	8-10
ON-SIDE KICKS	0-0	1-1
RED-ZONE SCORES	(39-48) 81%	(24-30) 80%
RED-ZONE TOUCHDOWNS	(31-48) 65%	(16-30) 53%
PAT-ATTEMPTS	(48-49) 98%	(21-25) 84%
ATTENDANCE	24240	24178
Games/Avg Per Game	6/4040	4/6044
Neutral Site Games		3/2875

Score by Quarters	1st	2nd	3rd	4th	OT	Total
St Ignatius Wildcats	81	110	142	54	0	387
Opponents	44	57	44	88	0	233

2017 RESULTS/ OFFENSE

Date	Opponent	Score	Att.
Aug 24, 2017	at Archbishop Hoban	W 17-3	3500
Sept 1, 2017	at Mentor High School	W 41-31	8363
Sept 9, 2017	EUCLID HIGH SCHOOL	W 34-20	2863
Sept 15 2017	DETROIT CATHOLIC CEN	W 38-7	3628
Sept 23 2017	at Cincinnati Elder	W 30-28	3683
Sept 30 2017	NORTH-CLARKSON	W 38-7	2368
Oct 7, 2017	CANTON GLENOAK	W 34-20	3283
Oct 13, 2017	vs Archbishop Moeller	L 20-41	1628
Oct 21, 2017	ST. XAVIER BOMBERS	W 28-14	3862
Oct 28, 2017	at St. Edward Eagles	W 17-10	8632
Nov 3, 2017	MASSILLON PERRY H.S.	W 24-7	8236
Nov 10, 2017	vs Euclid High School	W 45-22	2368
Nov 17, 2017	vs Mentor High School	L 21-23	4628

Rushing	gp	att	gain	loss	net	avg	td	lg	avg/g
Jahadge Floyd	12	177	1101	23	1078	6.1	8	75	89.8
Mark Bobinski	8	142	641	64	577	4.1	6	31	72.1
D. Alexander	11	124	594	201	393	3.2	9	36	35.7
Jack Welch	7	40	221	7	214	5.3	4	33	30.6
M. McNamara	1	5	60	0	60	12.0	1	35	60.0
Kyle Hall	7	26	64	41	23	0.9	0	12	3.3
Samuel Snyder	13	4	13	5	8	2.0	0	12	0.6
Reilly Casey	3	3	3	2	1	0.3	0	2	0.3
Michael Mangan	4	3	4	3	1	0.3	0	4	0.2
Total	13	545	2709	382	2327	4.3	29	75	179.0
Opponents	13	442	2101	416	1685	3.8	13	79	129.6

Passing	gp	effic	comp-att-int	pct	yds	td	lg	avg/g
D. Alexander	11	148.54	81-142-7	57.0	1242	12	66	112.9
Kyle Hall	7	122.46	56-107-8	52.3	848	6	67	121.1
TEAM	12	0.00	0-2-0	0.0	0	0	0	0.0
P. Delahunty	1	0.00	0-2-0	0.0	0	0	0	0.0
Total	13	135.16	137-253-15	54.2	2090	18	67	160.8
Opponents	13	106.53	160-327-16	48.9	2034	15	75	156.5

Receiving	gp	no.	yds	avg	td	lg	avg/g
Samuel Snyder	13	57	959	16.8	11	57	73.8
M. Drobnick	7	14	210	15.0	2	35	30.0
N. Drummond II	9	13	242	18.6	1	67	26.9
Connor Kennedy	7	12	264	22.0	2	66	37.7
Jahadge Floyd	12	12	153	12.8	1	32	12.8
Maxwell Pike	9	12	140	11.7	1	34	15.6
Mark Bobinski	8	12	59	4.9	0	31	7.4
Jack Welch	7	2	34	17.0	0	26	4.9
Sam Daugstrup	2	2	20	10.0	0	14	10.0
Zach LaPorte	1	1	9	9.0	0	9	9.0
Total	13	137	2090	15.3	18	67	160.8
Opponents	13	160	2034	12.7	15	75	156.5

Field Goals	fg	pct.	01-19	20-29	30-39	40-49	50-99	lg	blk
M. Trickett	15-23	65.2	0-0	2-2	4-6	7-10	2-5	59	1

Scoring	td	fg	kick	PAT rush	rcv	pass	dxp	saf	pts
M. Trickett	-	15-23	44-45	-	-	-	-	-	89
Samuel Snyder	11	-	-	-	-	-	-	-	66
Jahadge Floyd	9	-	-	-	-	-	-	-	54
D. Alexander	9	-	-	-	-	-	-	-	54
Mark Bobinski	6	-	-	-	-	-	-	-	36
Jack Welch	4	-	-	-	-	-	-	-	24
M. Drobnick	2	-	-	-	-	-	-	-	12
Connor Kennedy	2	-	-	-	-	-	-	-	12
Jett Elad	1	-	-	-	-	-	-	-	6
Maxwell Pike	1	-	-	-	-	-	-	-	6
N. Drummond II	1	-	-	-	-	-	-	-	6
William Corte	1	-	-	-	-	-	-	-	6
Daniel Scelza	1	-	-	-	-	-	-	-	6
M. McNamara	1	-	-	-	-	-	-	-	6
Drew Alessandro	-	-	4-4	-	-	-	-	-	4
Total	49	15-23	48-49	-	-	-	-	-	387
Opponents	30	8-10	21-25	1-2	2	2-3	-	1	233

Score by Quarters	1st	2nd	3rd	4th	OT	Total
St Ignatius Wildcats	81	110	142	54	0	387
Opponents	44	57	44	88	0	233

Record:	Overall	Home	Away	Neutral
All games	11-2	6-0	4-0	1-2
Conference	0-0	0-0	0-0	0-0
Non-Conference	11-2	6-0	4-0	1-2

Team Statistics	SIHS	OPP
FIRST DOWNS	226	188
Rushing	118	91
Passing	95	86
Penalty	13	11
RUSHING YARDAGE	2327	1685
Rushing Attempts	545	442
Average Per Rush	4.3	3.8
Average Per Game	179.0	129.6
TDs Rushing	29	13
PASSING YARDAGE	2090	2034
Comp-Att-Int	137-253-15	160-327-16
Average Per Pass	8.3	6.2
Average Per Catch	15.3	12.7
Average Per Game	160.8	156.5
TDs Passing	18	15
TOTAL OFFENSE	4417	3719
Average Per Play	5.5	4.8
Average Per Game	339.8	286.1
KICK RETURNS: #Yards	37-549	19-431
PUNT RETURNS: #Yards	25-205	6-71
INT RETURNS: #Yards	16-85	15-124
FUMBLES-LOST	20-10	19-8
PENALTIES-Yards	59-512	45-441
PUNTS-AVG	45-35.6	73-32.7
TIME OF POSSESSION/Game	24:42	23:16
3RD-DOWN Conversions	71/162	49/169
4TH-DOWN Conversions	6/8	17/26

Interceptions	no.	yds	avg	td	lg
Cameron Toppin	6	34	5.7	0	29
Daniel Scelza	3	26	8.7	0	26
T. Eichenberg	2	1	0.5	0	1
Justin Sands	2	-9	-4.5	0	0
M. Viancourt	1	4	4.0	0	4
Aidan Rechin	1	3	3.0	0	3
Jett Elad	1	26	26.0	1	26

Punting	no.	yds	avg	lg	tb	fc	i20	50+	blk
M. Trickett	41	1531	37.3	61	3	16	9	2	2
TEAM	2	2	1.0	2	0	0	0	0	0
Patrick Otter	2	68	34.0	34	0	2	0	0	0

Punt Returns	no.	yds	avg	td	lg
Samuel Snyder	18	125	6.9	0	28
N. Drummond II	6	53	8.8	0	14
C. Velotta, Jr.	1	27	27.0	0	0
Daniel Scelza	0	0	0.0	1	0
Total	25	205	8.2	1	28
Opponents	6	71	11.8	1	55

Kick Returns	no.	yds	avg	td	lg
Cameron Toppin	12	219	18.2	0	36
Connor Cmiel	9	204	22.7	0	31
T. Eichenberg	5	47	9.4	0	14
A. Phillips, Jr	2	25	12.5	0	13
Luke Cooper	2	19	9.5	0	10
Henry Cook	2	26	13.0	0	18
Michael Mangan	2	6	3.0	0	7
N. Szubski	1	0	0.0	0	0
Samuel Snyder	1	3	3.0	0	3
M. Drobnick	1	0	0.0	0	0
Total	37	549	14.8	0	36
Opponents	19	431	22.7	0	50

All Purpose	g	rush	rcv	pr	kr	ir	total	avg/g
Jahadge Floyd	12	1078	153	0	0	0	1231	102.6
Samuel Snyder	13	8	959	125	3	0	1095	84.2
Mark Bobinski	8	577	59	0	0	0	636	79.5
D. Alexander	11	393	0	0	0	0	393	35.7
N. Drummond II	9	0	242	53	0	0	295	32.8
Total	13	2327	2090	205	549	85	5256	404.3
Opponents	13	1685	2034	71	431	124	4345	334.2

2017 DEFENSIVE STATS

#	Defensive Leaders	gp	Tackles				Sacks	Pass defense			Fumbles		blkd	
			ua	a	tot	tfl/yds		int-yds	brup	qbh	rcv-yds	ff	kick	saf
45	T. Eichenberg	13	48	66	81.0	19.0-88	7.5-48	2-1	4	9	.	1	.	.
47	Logan Joyce	13	40	46	63.0	26.0-87	5.5-31	.	.	12	3-0	1	.	.
37	Daniel Scelza	13	38	27	51.5	10.0-18	.	3-26	5	.	1-0	.	.	.
4	Cameron Toppin	13	37	15	44.5	.	.	6-34	9	.	.	.	1	.
48	M. Viancourt	9	31	17	39.5	6.0-15	.	1-4	2	1	1-0	.	.	.
58	Andrew Keirn	13	18	41	38.5	8.5-32	3.0-23	.	.	5	.	1	.	.
8	Justin Sands	12	30	14	37.0	2.0-9	1.0-8	2--9	5
30	Jett Elad	11	30	6	33.0	2.0-5	.	1-26	9	.	.	.	1	.
33	Aidan Gill	12	16	22	27.0	11.0-55	6.0-46	.	.	6	1-6	1	.	.
94	Bradley Andrich	11	14	25	26.5	4.0-16	2.5-14	.	.	1	1-0	2	.	.
63	Zachary McMahan	12	13	17	21.5	6.5-21	4.5-19	.	.	5	.	2	.	.
41	John Wetula	6	15	9	19.5	0.5-3
35	Tommy Grosel	10	9	12	15.0	2.0-7	1.0-2	.	2	1
28	M Corrigan-Mook	7	12	1	12.5	.	.	.	1
6	Connor Cmiel	9	10	5	12.5	0.5-1	.	.	6
44	C. Velotta, Jr.	9	6	8	10.0	1.0-25	1	.
86	Aidan Wells	10	3	12	9.0	1.5-6	1.0-5
25	M. Puhalsky	3	5	3	6.5
54	J. Ockunzzi	5	3	4	5.0	1.0-2	0.5-1	.	.	1
TM	TEAM	12	5	.	5.0	4.0-17	5	1	.
46	Jack Welcsh	7	3	2	4.0	1-0	.	.	.
70	Darian Kinnard	8	2	3	3.5	1
59	Colin Burns	3	1	5	3.5	2.0-37	1.0-7	1	.	.
3	Samuel Snyder	13	3	.	3.0
7	N. Drummond II	9	2	2	3.0
10	Andrew Chalhoub	3	2	2	3.0
2	M. Trickett	13	3	.	3.0
97	G. Liberatore	2	2	1	2.5	1.5-3	1.5-3
95	Sean Wracher	2	2	.	2.0	1	.	.
51	Connor Francz	2	2	.	2.0
65	John Jamieson	6	.	3	1.5	1.0-2
50	Kyle Sullivan	2	1	1	1.5
16	Maxwell Pike	9	.	2	1.0
68	Tobias Engel	2	.	2	1.0
29	Declan Boldy	1	1	.	1.0	1	.	.
5	Nasir Carter	3	1	.	1.0
78	Seamus Cooney	1	1	.	1.0
82	Alexander Schum	2	1	.	1.0
53	Meguerditchian	3	1	.	1.0
20	Jahadge Floyd	12	1	.	1.0
55	Michael Volpe	1	.	1	0.5
9	Xavier Curtis	3	.	1	0.5
43	Nathan Previts	1	.	1	0.5
31	Aidan Rechin	1	1-3	1
Total		13	412	376	600.0	110-449	35-207	16-85	44	42	8-6	16	4	.
Opponents		13	598	166	681.0	101-389	44-216	15-124	20	17	10-27	18	3	1

2017 GAME-BY-GAME

TEAM STATISTICS










Date	Opponent	Rushing				Receiving				Passing				Kick Returns				Punt Returns				tot off
		no.	yds	td	lg	no.	yds	td	lg	cmp-att-int	yds	td	lg	no.	yds	td	lg	no.	yds	td	lg	
Aug 24	at Archbishop Hoban	36	47	1	12	15	213	1	57	15-25-2	213	1	57	2	22	0	13	1	2	0	2	260
Sept 1	at Mentor High School	53	227	2	30	14	291	3	37	14-30-1	291	3	37	6	78	0	19	3	16	0	14	518
Sept 9	EUCLID HIGH SCHOOL	43	148	2	26	15	166	1	20	15-26-2	166	1	20	3	31	0	17	5	50	0	15	314
Sept 15	DETROIT CATHOLIC CEN	38	240	4	72	10	129	1	45	10-22-1	129	1	45	1	21	0	21	2	18	0	14	369
Sept 23	20 at Cincinnati Elder	40	201	1	31	11	190	2	50	11-17-0	190	2	50	4	70	0	28	1	3	0	3	391
Sept 30	20 NORTH-CLARKSON	30	45	1	17	11	189	3	34	11-16-1	189	3	34	1	36	0	36	3	58	1	28	234
Oct 7	CANTON GLENOAK	39	157	1	26	6	179	3	66	6-14-2	179	3	66	2	14	0	14	2	17	0	10	336
Oct 13	vs Archbishop Moeller	41	155	2	55	9	129	1	67	9-22-2	129	1	67	7	151	0	31	3	0	0	0	284
Oct 21	ST. XAVIER BOMBERS	54	269	3	75	7	97	1	31	7-18-0	97	1	31	1	27	0	27	3	34	0	18	366
Oct 28	at St. Edward Eagles	39	92	2	18	8	112	0	43	8-14-2	112	0	43	1	17	0	17	0	0	0	0	204
Nov 3	MASSILLON PERRY H.S.	38	149	2	10	11	154	1	32	11-19-0	154	1	32	2	24	0	12	0	0	0	0	303
Nov 10	vs Euclid High School	39	326	5	45	7	109	1	44	7-11-1	109	1	44	4	24	0	18	2	7	0	5	435
Nov 17	vs Mentor High School	55	271	3	21	13	132	0	23	13-19-1	132	0	23	3	34	0	23	0	0	0	0	403
		545	2327	29	75	137	2090	18	67	137-253-15	2090	18	67	37	549	0	36	25	205	1	28	4417
Opponents		442	1685	13	79	160	2034	15	75	160-327-16	2034	15	75	19	431	0	50	6	71	1	55	3719

Games: 13 • Avg/rush: 4.3 • Avg/catch: 15.3 • Pass effic: 135.16 • KR avg: 14.8 • PR avg: 8.2 • All purpose avg/game: 404.3 • Total offense avg/gm: 339.8

		Tackles				Sacks	Fumble		Pass Defense			blkd	PAT Attempts			off		
Date	Opponent	ua	a	total	tfl-yds	no-yds	ff	fr-yds	int-yds	qbh	brup	kick	kick	rush	rcv	saf	t/o	pts
Aug 24	at Archbishop Hoban	23	36	41.0	10.0-41	3.0-22	1	0-0	3-20	2	0	0	2-2	0	0	0	0	17
Sept 1	at Mentor High School	35	18	44.0	5.0-15	1.0-4	0	0-0	2-26	3	9	0	5-5	0	0	0	14	41
Sept 9	EUCLID HIGH SCHOOL	29	26	42.0	9.0-28	5.0-21	3	1-0	2-26	6	0	0	4-4	0	0	0	17	34
Sept 15	DETROIT CATHOLIC CE	30	22	41.0	11.0-28	3.0-11	2	2-0	2-7	5	3	0	5-5	0	0	0	21	38
Sept 23	at Cincinnati Elder	33	26	46.0	7.0-40	4.0-23	1	0-0	1-0	3	6	0	3-3	0	0	0	0	30
Sept 30	NORTH-CLARKSON	30	10	35.0	9.0-25	2.0-13	1	0-0	1-0	3	3	2	5-5	0	0	0	7	38
Oct 7	CANTON GLENOAK	30	36	48.0	9.0-27	1.0-9	0	0-0	0-0	1	2	0	4-4	0	0	0	0	34
Oct 13	vs Archbishop Moeller	34	34	51.0	11.0-46	2.0-17	2	1-0	1-0	3	4	0	2-3	0	0	0	0	20
Oct 21	ST. XAVIER BOMBERS	27	26	40.0	9.0-42	6.0-37	1	1-0	1-0	6	8	0	4-4	0	0	0	14	28
Oct 28	at St. Edward Eagles	34	34	51.0	7.0-25	1.0-6	2	2-0	2-5	2	3	0	2-2	0	0	0	7	17
Nov 3	MASSILLON PERRY H.S	39	30	54.0	5.0-15	1.0-6	1	1-6	0-0	0	1	0	3-3	0	0	0	7	24
Nov 10	vs Euclid High School	31	48	55.0	13.0-96	4.0-23	1	0-0	1-1	6	3	1	6-6	0	0	0	0	45
Nov 17	vs Mentor High School	37	30	52.0	5.0-21	2.0-15	1	0-0	0-0	2	2	1	3-3	0	0	0	0	21
		412	376	600.0	110.0-449	35.0-207	16	8-6	16-85	42	44	4	48-49	0	0	0	87	387
Opponents		598	166	681.0	101.0-389	44.0-220	18	10-27	15-124	17	20	3	21-25	1	2	1	43	233

		Punting										Field Goals			Kickoffs				
Date	Opponent	no.	yds	avg	long	blkd	tb	fc	50+	i20	md-att	long	blkd	no.	yds	avg	tb	ob	
Aug 24	at Archbishop Hoban	4	136	34.0	37	0	0	3	0	0	1-1	48	0	4	239	59.8	3	0	
Sept 1	at Mentor High School	4	150	37.5	40	0	0	2	0	1	2-3	42	0	8	449	56.1	4	0	
Sept 9	EUCLID HIGH SCHOOL	4	153	38.2	61	0	1	1	1	1	2-2	42	0	7	420	60.0	7	0	
Sept 15	DETROIT CATHOLIC CE	5	191	38.2	47	0	1	2	0	1	1-2	20	0	7	418	59.7	6	0	
Sept 23	at Cincinnati Elder	3	142	47.3	51	0	0	2	1	0	3-4	55	0	7	415	59.3	6	1	
Sept 30	NORTH-CLARKSON	3	120	40.0	46	0	0	2	0	1	1-2	40	1	7	419	59.9	6	0	
Oct 7	CANTON GLENOAK	3	79	26.3	43	1	0	0	0	1	2-2	59	0	7	417	59.6	6	0	
Oct 13	vs Archbishop Moeller	6	188	31.3	49	1	0	2	0	0	0-1	0	0	5	293	58.6	1	0	
Oct 21	ST. XAVIER BOMBERS	4	124	31.0	47	0	1	2	0	0	0-1	0	0	5	300	60.0	4	0	
Oct 28	at St. Edward Eagles	4	155	38.8	46	0	0	0	0	2	1-1	24	0	4	238	59.5	3	0	
Nov 3	MASSILLON PERRY H.S	2	53	26.5	33	0	0	0	0	0	1-1	38	0	5	295	59.0	3	0	
Nov 10	vs Euclid High School	1	42	42.0	42	0	0	1	0	1	1-1	39	0	8	464	58.0	5	0	
Nov 17	vs Mentor High School	2	68	34.0	35	0	0	1	0	1	0-2	0	0	4	239	59.8	3	1	
		45	1601	35.6	61	2	3	18	2	9	15-23	59	1	78	4606	59.1	57	2	
Opponents		73	2389	32.7	62	1	2	14	3	14	8-10	37	1	50	2390	47.8	9	4	

COMPOSITE SCHEDULE

Opponent	Aug 24/25	Aug 31/Sept 1	Sept 7/8	Sept 14/15	Sept 21/22	Sept 28/29	Oct 5/6	Oct 12/13	Oct 19/20	Oct 26/27
Archbishop Hoban KNIGHTS		Cardinal Mooney .CARDINALS	Huber Heights Wayne WARRIORS	Ursuline FIGHTING IRISH	St. Vincent-St. Mary FIGHTING IRISH	Benedictine BENGALS	Lake Catholic COUGARS	Padua BRUINS	Walsh Jesuit WARRIORS	Notre Dame-Cathedral Latin LIONS
Mentor CARDINALS	St. Edward EAGLES		Glenville TARBLOODERS	Strongsville MUSTANGS	Brunswick BLUE DEVILS	Medina BEES	Shaker Hts RED RAIDERS	Solon COMETS	Euclid PANTHERS	Elyria PIONEERS
Euclid PANTHERS	Glenville TARBLOODERS	Lorain TITANS		Medina BEES	Elyria PIONEERS	Strongsville MUSTANGS	Solon COMETS	Brunswick BLUE DEVILS	Mentor CARDINALS	Shaker Hts RED RAIDERS
COF Academy IRONMEN *	North Allegheny (PA) TIGERS	Huber Heights Wayne WARRIORS	Lima Senior SPARTANS		St. Edward EAGLES	Detroit Catholic Central SHAMROCKS	Bloomfield Hills Brother Rice (MI) WARRIORS	Dayton Dunbar WOLVERINES	Christian Brothers (MO) CADETS	IMG Academy (FL)
Elder PANTHERS	Gahanna Lincoln GOLDEN LIONS	Indianapolis Cathedral (IN) FIGHTING IRISH	Clarkson FOOTBALL NORTH	St. Edward EAGLES		Cincinnati St. Xavier BOMBERS	Cincinnati Archbishop Moeller CRUSADERS	Winton Woods WARRIORS	St. John Vianney (MO) GRIFFINS	Cincinnati LaSalle LANCERS
Clarkson FOOTBALL NORTH *	Cincinnati Archbishop Moeller CRUSADERS	BYE	Elder PANTHERS	Erie (PA) ROYALS	Lorain TITANS		St. Frances Academy (MD) PANTHERS	St. Xavier BOMBERS	Cheshire Academy (CT) CATS	vs. Erie Cathedral Prep (PA) RAMBLERS
West Toronto Prep SQUAD *	Peters Township (PA) INDIANS	Pickerington Central TIGERS	Massillon Perry PANTHERS	Brentwood Academy (TN) EAGLES	BYE	Cardinal Mooney .CARDINALS		vs. Erie Cathedral Prep (PA) RAMBLERS	Erie McDowell TROJANS	Dayton Dunbar WOLVERINES
Cincinnati Archbishop Moeller CRUSADERS	Clarkson FOOTBALL NORTH	Louisville Trinity (KY) SHAMROCKS	Scott County (KY) CARDINALS	Lexington Lafayette (KY) GENERALS	Cincinnati St. Xavier BOMBERS	Cincinnati LaSalle LANCERS	Cincinnati Elder PANTHERS		St. Edward EAGLES	Winton Woods WARRIORS
Cincinnati St. Xavier BOMBERS	Lakota West FIREBIRDS	Cincinnati Colerain CARDINALS	Walnut Hills EAGLES	Indianapolis Cathedral (IN) FIGHTING IRISH	Cincinnati Archbishop Moeller CRUSADERS	Cincinnati Elder PANTHERS	Cincinnati LaSalle LANCERS	Clarkson FOOTBALL NORTH		Louisville (KY) St. Xavier Tigers
St. Edward EAGLES	vs. Mentor CARDINALS	vs. Detroit Cass Tech (MI) TECHNICIANS	vs. Erie Cathedral Prep (PA) RAMBLERS	Cincinnati Elder PANTHERS	COF Academy IRONMEN	Buchtel GRIFFINS	Indianapolis Cathedral (IN) FIGHTING IRISH	ST. JOSEPH Football North, Ontario	Cincinnati Archbishop Moeller CRUSADERS	