

# 2014-2015 8 & UNDER MEMBERSHIP REPORT



## TABLE OF CONTENTS

Background .....	Page 1
National Analysis .....	Page 2
Illinois Analysis .....	Pages 3-4
2 and 2 Challenge .....	Pages 5-6
Illinois' 2014-15 Association Performance .....	Pages 7-8
Local Association Analysis .....	Pages 9-23
Program Services Contact for Affiliate .....	Kevin Erlenbach (719) 538-1119/ <a href="mailto:kevine@usahockey.org">kevine@usahockey.org</a>





This report focuses on the foundation of USA Hockey’s player base – the 8 & under age category. It examines the entry-level age group both at the National and Affiliate level for the past five seasons, as well as the past three seasons at the association level. The objective is to help all levels of USA Hockey’s structure understand their past performance and create achievable growth goals for the 2015-16 season.

Recently, concentrated growth efforts in the 8 & under age category have produced positive results:

- 8 & under participation saw an increase for the second year in a row and four out of the last five seasons.
- During the 2014-15 season there were 105,925 players; the 2<sup>nd</sup> highest total in USA Hockey history.

To continue increasing participation, USA Hockey’s efforts remain focused on these key initiatives:

- Attracting new players each season
- Retaining players from one season to the next

By increasing the number of players at the 8 & under age level, associations are positively impacting growth at the older age levels. The table below demonstrates that recent growth at the 8 & under age level is improving the larger 9 to 14 age groups, thus supplementing long-term growth.

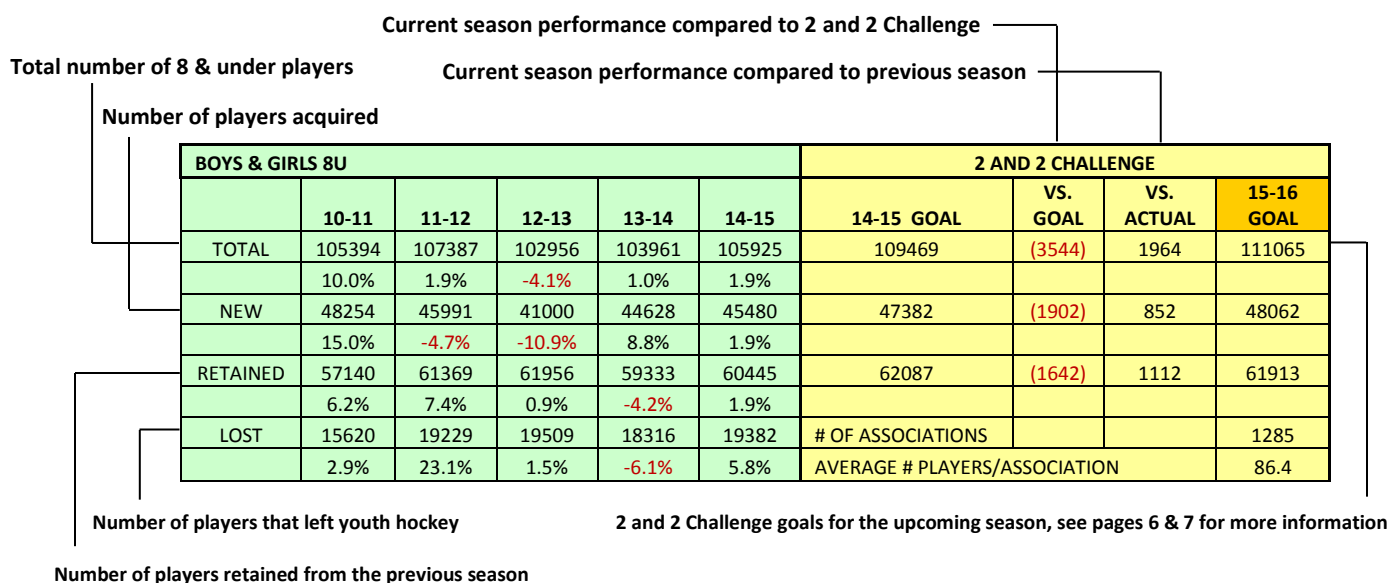
### TOTAL BOYS & GIRLS HOCKEY PARTICIPATION: AGES 9 THROUGH 14

	2010-11	2011-12	2012-13	2013-14	2014-15
<b>Participants</b>	171,826	174,884	175,867	177,906	181,107
<b>% increase</b>	1.7%	1.8%	0.6%	1.2%	1.8%

Putting growth initiatives into action requires a coordinated effort between USA Hockey national staff and local youth hockey volunteers. In an effort to work more closely with local associations, USA Hockey has instituted the 2 and 2 Challenge. The 2 and 2 Challenge, further explained on page 5, is a comprehensive program that utilizes existing national growth programs, resources, and tools to help youth hockey leaders grow participation with their local associations. To achieve these growth goals, the 2 and 2 Challenge asks participating associations to add two new players and retain two additional players than the previous season’s total.

Combining established growth initiatives with USA Hockey’s American Development Model will ensure greater skill development and increased participation.

## HOW TO READ THE DATA CHARTS IN THIS REPORT





## 2014-15 KEY TAKEAWAYS—NATIONAL

### Total

- In 2014-15, the total number of players ages 8 & under increased by 1,964 (1.9%) to 105,925.
- With this increase, the 2014-15 season represents the 2nd largest total of players at the 8 & under level in USA Hockey history.

### Acquisition

- New players increased from 44,628 to 45,480 in 2014-15, an addition of 852 (1.9%).
- This is the second consecutive season of growth in new players.

### Retention

- Retained players increased by 1,112 (1.9%) to a total of 60,445.

### NATIONAL BOYS AND GIRLS 8U

	10-11	11-12	12-13	13-14	14-15
<b>TOTAL</b>	105394	107387	102956	103961	105925
<b>%</b>	10.0%	1.9%	-4.1%	1.0%	1.9%
<b>NEW</b>	48254	45991	41000	44628	45480
<b>%</b>	15.0%	-4.7%	-10.9%	8.8%	1.9%
<b>RETAINED</b>	57140	61396	61956	59333	60445
<b>%</b>	6.2%	7.4%	0.9%	-4.2%	1.9%
<b>LOST</b>	15620	19229	19509	18316	19382
<b>%</b>	2.9%	23.1%	1.5%	-6.1%	5.8%

### NATIONAL BOYS 8U

	10-11	11-12	12-13	13-14	14-15
<b>TOTAL</b>	89907	91199	87805	88168	89386
<b>%</b>	9.7%	1.4%	-3.7%	0.4%	1.4%
<b>NEW</b>	40058	37875	33917	36744	37184
<b>%</b>	15.0%	-5.4%	-10.5%	8.3%	1.2%
<b>RETAINED</b>	49849	53324	53888	51424	52202
<b>%</b>	5.7%	7.0%	1.1%	-4.6%	1.5%
<b>LOST</b>	12350	15149	15308	14559	15304
<b>%</b>	3.5%	22.7%	1.0%	-4.9%	5.1%

### NATIONAL GIRLS 8U

	10-11	11-12	12-13	13-14	14-15
<b>TOTAL</b>	15487	16188	15152	15794	16539
<b>%</b>	-1.9%	4.5%	-6.4%	4.2%	4.7%
<b>NEW</b>	8197	8116	7085	7887	8299
<b>%</b>	3.9%	-1.0%	-12.7%	11.3%	5.2%
<b>RETAINED</b>	7290	8072	8067	7907	8240
<b>%</b>	-7.8%	10.7%	-0.1%	-2.0%	4.2%
<b>LOST</b>	3272	4081	4201	3759	4082
<b>%</b>	-13.0%	24.7%	2.9%	-10.5%	8.6%



## 2014-15 KEY TAKEAWAYS—ILLINOIS

### Total

- The total number of players ages 8 & under in Illinois decreased by 765 (-12.7%) to 5,239.

### Acquisition

- New players decreased by 405 (-13.6%) to 2,569.
- This marked the third decrease in new players since the 2011-12 season.

### Retention

- Retained players decreased by 360 (-11.9%) from 2013-14 to 2,670.

### ILLINOIS BOYS AND GIRLS 8U

	10-11	11-12	12-13	13-14	14-15
<b>TOTAL</b>	5789	5477	5160	6004	5239
%	30.8%	-5.4%	-5.8%	16.4%	-12.7%
<b>NEW</b>	3142	2424	2097	2974	2569
%	40.4%	-22.9%	-13.5%	41.8%	-13.6%
<b>RETAINED</b>	2647	3053	3063	3030	2670
%	21.0%	15.3%	0.3%	-1.1%	-11.9%
<b>LOST</b>	642	1154	944	744	1756
%	31.0%	79.8%	-18.2%	-21.2%	136.0%

### ILLINOIS BOYS 8U

	10-11	11-12	12-13	13-14	14-15
<b>TOTAL</b>	5277	4934	4674	5454	4783
%	32.6%	-6.5%	-5.3%	16.7%	-12.3%
<b>NEW</b>	2867	2141	1878	2675	2315
%	46.1%	-25.3%	-12.3%	42.4%	-13.5%
<b>RETAINED</b>	2410	2793	2796	2779	2468
%	19.5%	15.9%	0.1%	-0.6%	-11.2%
<b>LOST</b>	547	1031	821	643	1554
%	30.2%	88.5%	-20.4%	-21.7%	141.7%

### ILLINOIS GIRLS 8U

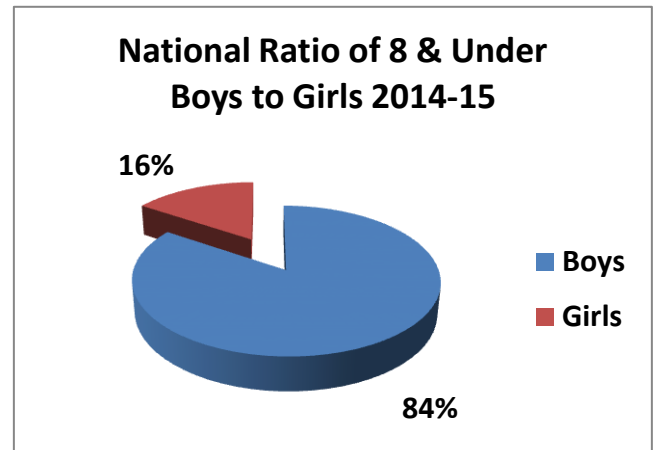
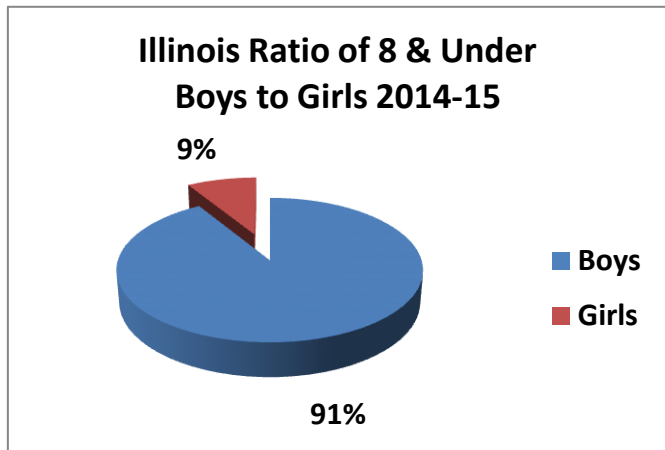
	10-11	11-12	12-13	13-14	14-15
<b>TOTAL</b>	512	543	486	550	456
%	14.0%	6.1%	-10.5%	13.2%	-17.1%
<b>NEW</b>	275	283	219	299	255
%	-8.0%	2.9%	-22.6%	36.5%	-14.7%
<b>RETAINED</b>	237	260	267	251	201
%	-5.6%	9.7%	2.7%	-6.0%	-19.9%
<b>LOST</b>	95	123	123	101	203
%	-5.9%	29.5%	0.0%	-17.9%	101.0%



## RATIO OF BOYS TO GIRLS—8 & UNDERS

**Illinois:** Boys represented 91% of all 8 & under youth hockey participants, while girls represented 9%.

**National:** Boys represented 84% of all 8 & under youth hockey participants, while girls represented 16%.



## RETENTION INCREASES WITH AGE

Youth hockey retention increases with both age and seasons accrued. While retention rates increase from 10 & under on up, the overall growth of hockey relies on acquiring more 8 & under players.

Illinois' retention results for 2014-15 by age segment:

- 29.7% of all 4 Year Olds returned as 5 Year Olds
- 46.7% of all 5 Year Olds returned as 6 Year Olds
- 61.2% of all 6 Year Olds returned as 7 Year Olds
- 69.4% of all 7 Year Olds returned as 8 Year Olds
  
- 82.0% of all 10 & Under returned in 2014-15
- 88.9% of all 12 & Under returned in 2014-15
- 92.4% of all 14 & Under returned in 2014-15

National Average 37.4%  
National Average 55.2%  
National Average 70.1%  
National Average 77.2%

National Average 86.0%  
National Average 91.6%  
National Average 94.5%



## 2 AND 2 CHALLENGE

The 2 and 2 Challenge is a comprehensive growth program for local associations. It is a blueprint that guides youth hockey leadership through national programs and tools to reach their growth goals of acquiring two new players and retaining two additional players than the previous season’s total.

To complete the 2 and 2 Challenge, associations utilize three programs that drive growth – **Retention**, **Acquisition** & **Conversion**.

### **RETENTION**—*Welcome Back Week* September 14<sup>th</sup>- 20<sup>th</sup>

Reaching out with a personal invitation to return to youth hockey is crucial. For this program, associations coordinate phone calls inviting families back to youth hockey.



### **ACQUISITION**—*Try Hockey For Free Days* November 7<sup>th</sup> & February 20<sup>th</sup>

Try Hockey events provide associations the opportunity to attract new families to the rink. Last season over 25,000 kids were introduced to youth hockey through this program.



### **CONVERSION**—*Transition Program*

Children that sample youth hockey don’t always become new hockey players. A low-cost, low-commitment program to easily transition families from trying hockey to participating in youth hockey programs will significantly increase the likelihood of adding more players. Examples of how this can be achieved is offering a Learn-to-Play program or mixing prospective players into existing beginner programs.



By taking advantage of these national programs, participating associations will be nationally recognized as achieving the 2 and 2 Challenge and be rewarded for their efforts.

To learn more and to accept the 2 and 2 Challenge, visit [www.2and2Challenge.com](http://www.2and2Challenge.com) or call (719) 538-1124.





## 2 AND 2 CHALLENGE GOALS

### ASSOCIATION

The 2 and 2 Challenge goals for every association are to add two new players and retain two additional players than the previous season's 8 & under player total.

Below is an example of an association that achieved their 2 and 2 Challenge goals from this past season and their new goals for 2015-16:

Previous three seasons results				2 and 2 Challenge results and goals			
BOYS & GIRLS_8 & UNDER				2 AND 2 CHALLENGE			
	12-13	13-14	14-15	14-15 GOAL	VS. GOAL	VS. ACTUAL	15-16 GOAL
TOTAL	71	64	79	68	11	15	83
NEW	37	32	42	34	8	10	44
RETAINED	34	32	37	34	3	5	39
LOST	23	25	15				

If the 2 and 2 Challenge goals are achieved again in 2015-16, this program will enjoy a 5.1% increase.

- **TOTAL:** 44 new + 39 retained = 83 total players
- **NEW:** 42 + 2 = 44 new players
- **RETAINED:** 37 + 2 = 39 retained players

### ILLINOIS

ILLINOIS	2014-15 GOAL	2014-15 ACTUAL	2015-16 GOAL
TOTAL	6,232	5,239	5,419
NEW	3,088	2,569	2,659
RETAINED	3,144	2,670	2,760

Based on 45 associations that registered 5 players or more, the 2015-16 goals are:

- **TOTAL:** 5,239 + 180 = **5,419 (3.4%)**
- **NEW:** 2,569 + 90 = **2,659 (3.5%)**
- **RETAINED:** 2,670 + 90 = **2,760 (3.4%)**

### NATIONAL

NATIONAL	2014-15 GOAL	2014-15 ACTUAL	2015-16 GOAL
TOTAL	109,469	105,925	111,065
NEW	47,382	45,480	48,050
RETAINED	62,087	60,445	63,015

Based on 1,285 associations that registered 5 players or more, the 2015-16 goals are:

- **TOTAL:** 105,925 + 5,140 = **111,065 (4.9%)**
- **NEW:** 45,480 + 2,570 = **48,050 (5.7%)**
- **RETAINED:** 60,445 + 2,570 = **63,015 (4.3%)**



## ASSOCIATIONS ACCOMPLISHING THEIR 2 AND 2 CHALLENGE GOALS

While many associations experienced growth, only Falcons Hockey Association, Jaguar Hockey Club, Pekin Amateur Hockey Association, Peoria Youth Hockey Association, and St. Jude Knights successfully met their 2 and 2 Challenge goals of growing by two for both new and retained players.

### ILLINOIS' 2014-15 ASSOCIATION PERFORMANCE

<u>Association</u>	<u>Net Growth</u>
1. Jaguar Hockey Club	+164
2. International Ice Centre Lil Huskies	+112
3. St Jude Knights	+85
4. Glenview Stars Hockey Association	+73
5. Falcons Hockey Association	+64
6. Bloomington Recreational Hockey	+25
7. Champaign-Urbana Youth Hockey	+17
8. Chicago Blues	+16
9. Homewood-Flossmoor Ice Arena	+13
10. Peoria Youth Hockey Association	+13
11. Chicago Hawks Hockey Club	+12
12. Winnetka Park District Youth Hockey	+12
13. Pekin Amateur Hockey Association	+11
14. Admirals Hockey Club	+10
15. Park District of Oak Park	+8
16. Fox Valley Ice Arena	+7
17. Decatur Youth Hockey Association	+6
18. Niles Rangers	+4
19. Rolling Meadows Renegades	+3
20. Franklin Park Ice Arena	+2
21. Rockford Hockey Club	+1
22. Arctic Ice Arena Youth	0
23. Kankakee Youth Hockey Club Inc.	0





24. Glenview Park District	-1
25. Bloomington Youth Hockey	-4
26. Chiefs Hockey Club	-6
27. Leafs Hockey Club	-10
28. Saddle and Cycle Hockey Club	-11
29. Skokie Amateur Hockey Association	-11
30. Winter Club of Lake Forest	-14
31. Danville Youth Hockey Association	-17
32. Chicago River Dogs	-21
33. Hoffman Estates Park District Hockey	-23
34. Cyclones Amateur Hockey Association	-28
35. Rink Side Youth Hockey League	-30
36. Huskies Hockey Club	-35
37. Firewagon Hockey Inc.	-37
38. Sabre Hockey Association	-39
39. Chicago Bruins Hockey Club	-40
40. Evanston Youth Hockey	-42
41. Chicago Jets Hockey Club Inc.	-47
42. Redwings Hockey Organization	-62
43. Skokie Park District Youth	-63
44. Northbrook Hockey League	-139
45. Winnetka Hockey Club	-275



ILH0223 ADMIRALS HOCKEY CLUB

BOYS & GIRLS_8 & UNDER				2 AND 2 CHALLENGE			
	12-13	13-14	14-15	14-15 GOAL	VS. GOAL	VS. ACTUAL	15-16 GOAL
TOTAL	126	102	112	106	6	10	116
NEW	38	33	69	35	34	36	71
RETAINED	88	69	43	71	(28)	(26)	45
LOST	27	22	18				

BOYS_8 & UNDER				GIRLS_8 & UNDER			
	12-13	13-14	14-15		12-13	13-14	14-15
TOTAL	121	90	96	TOTAL	5	12	16
NEW	36	25	61	NEW	2	8	8
RETAINED	85	65	35	RETAINED	3	4	8
LOST	23	20	16	LOST	4	2	2
RATIO BOYS TO GIRLS			85.7%				14.3%

ILH0224 ARCTIC ICE ARENA YOUTH

BOYS & GIRLS_8 & UNDER				2 AND 2 CHALLENGE			
	12-13	13-14	14-15	14-15 GOAL	VS. GOAL	VS. ACTUAL	15-16 GOAL
TOTAL	65	61	61	65	(4)	0	65
NEW	31	35	45	37	8	10	47
RETAINED	34	26	16	28	(12)	(10)	18
LOST	20	21	14				

BOYS_8 & UNDER				GIRLS_8 & UNDER			
	12-13	13-14	14-15		12-13	13-14	14-15
TOTAL	61	57	56	TOTAL	4	4	5
NEW	28	33	43	NEW	3	2	2
RETAINED	33	24	13	RETAINED	1	2	3
LOST	20	20	14	LOST	0	1	0
RATIO BOYS TO GIRLS			91.8%				8.2%

ILH0270 BLOOMINGTON RECREATIONAL HOCKEY

BOYS & GIRLS_8 & UNDER				2 AND 2 CHALLENGE			
	12-13	13-14	14-15	14-15 GOAL	VS. GOAL	VS. ACTUAL	15-16 GOAL
TOTAL	158	193	218	197	21	25	222
NEW	65	73	74	75	(1)	1	76
RETAINED	93	120	144	122	22	24	146
LOST	51	27	37				

BOYS_8 & UNDER				GIRLS_8 & UNDER			
	12-13	13-14	14-15		12-13	13-14	14-15
TOTAL	151	180	201	TOTAL	7	13	17
NEW	61	69	65	NEW	4	4	9
RETAINED	90	111	136	RETAINED	3	9	8
LOST	43	27	36	LOST	8	0	1
RATIO BOYS TO GIRLS			92.2%				7.8%



ILH0034 BLOOMINGTON YOUTH HOCKEY

BOYS & GIRLS_8 & UNDER				2 AND 2 CHALLENGE			
	12-13	13-14	14-15	14-15 GOAL	VS. GOAL	VS. ACTUAL	15-16 GOAL
TOTAL	25	17	13	21	(8)	(4)	17
NEW	15	7	9	9	0	2	11
RETAINED	10	10	4	12	(8)	(6)	6
LOST	3	2	1				

BOYS_8 & UNDER				GIRLS_8 & UNDER			
	12-13	13-14	14-15		12-13	13-14	14-15
TOTAL	22	17	13	TOTAL	3	0	0
NEW	13	7	9	NEW	2	0	0
RETAINED	9	10	4	RETAINED	1	0	0
LOST	3	1	1	LOST	0	1	0
RATIO BOYS TO GIRLS			100.0%				0.0%

ILH0042 CHAMPAIGN-URBANA YOUTH HOCKEY

BOYS & GIRLS_8 & UNDER				2 AND 2 CHALLENGE			
	12-13	13-14	14-15	14-15 GOAL	VS. GOAL	VS. ACTUAL	15-16 GOAL
TOTAL	89	112	129	116	13	17	133
NEW	46	65	66	67	(1)	1	68
RETAINED	43	47	63	49	14	16	65
LOST	41	33	38				

BOYS_8 & UNDER				GIRLS_8 & UNDER			
	12-13	13-14	14-15		12-13	13-14	14-15
TOTAL	84	103	120	TOTAL	5	9	9
NEW	44	58	60	NEW	2	7	6
RETAINED	40	45	60	RETAINED	3	2	3
LOST	38	31	34	LOST	3	2	4
RATIO BOYS TO GIRLS			93.0%				7.0%

ILH0102 CHICAGO BLUES

BOYS & GIRLS_8 & UNDER				2 AND 2 CHALLENGE			
	12-13	13-14	14-15	14-15 GOAL	VS. GOAL	VS. ACTUAL	15-16 GOAL
TOTAL	46	48	64	52	12	16	68
NEW	9	19	49	21	28	30	51
RETAINED	37	29	15	31	(16)	(14)	17
LOST	18	17	12				

BOYS_8 & UNDER				GIRLS_8 & UNDER			
	12-13	13-14	14-15		12-13	13-14	14-15
TOTAL	44	44	62	TOTAL	2	4	2
NEW	9	18	48	NEW	0	1	1
RETAINED	35	26	14	RETAINED	2	3	1
LOST	16	16	10	LOST	2	1	2
RATIO BOYS TO GIRLS			96.9%				3.1%



ILH0008 CHICAGO BRUINS HOCKEY CLUB

BOYS & GIRLS_8 & UNDER				2 AND 2 CHALLENGE			
	12-13	13-14	14-15	14-15 GOAL	VS. GOAL	VS. ACTUAL	15-16 GOAL
TOTAL	109	115	75	119	(44)	(40)	79
NEW	40	63	33	65	(32)	(30)	35
RETAINED	69	52	42	54	(12)	(10)	44
LOST	24	16	24				

BOYS_8 & UNDER				GIRLS_8 & UNDER			
	12-13	13-14	14-15		12-13	13-14	14-15
TOTAL	100	111	73	TOTAL	9	4	2
NEW	37	61	33	NEW	3	2	0
RETAINED	63	50	40	RETAINED	6	2	2
LOST	22	13	23	LOST	2	3	1
RATIO BOYS TO GIRLS			97.3%				2.7%

ILH0153 CHICAGO HAWKS HOCKEY CLUB

BOYS & GIRLS_8 & UNDER				2 AND 2 CHALLENGE			
	12-13	13-14	14-15	14-15 GOAL	VS. GOAL	VS. ACTUAL	15-16 GOAL
TOTAL	115	188	200	192	8	12	204
NEW	41	113	72	115	(43)	(41)	74
RETAINED	74	75	128	77	51	53	130
LOST	19	9	29				

BOYS_8 & UNDER				GIRLS_8 & UNDER			
	12-13	13-14	14-15		12-13	13-14	14-15
TOTAL	110	180	182	TOTAL	5	8	18
NEW	39	107	61	NEW	2	6	11
RETAINED	71	73	121	RETAINED	3	2	7
LOST	19	7	26	LOST	0	2	3
RATIO BOYS TO GIRLS			91.0%				9.0%

ILH0248 CHICAGO JETS HOCKEY CLUB INC

BOYS & GIRLS_8 & UNDER				2 AND 2 CHALLENGE			
	12-13	13-14	14-15	14-15 GOAL	VS. GOAL	VS. ACTUAL	15-16 GOAL
TOTAL	75	104	57	108	(51)	(47)	61
NEW	40	47	15	49	(34)	(32)	17
RETAINED	35	57	42	59	(17)	(15)	44
LOST	16	10	28				

BOYS_8 & UNDER				GIRLS_8 & UNDER			
	12-13	13-14	14-15		12-13	13-14	14-15
TOTAL	64	91	51	TOTAL	11	13	6
NEW	34	43	14	NEW	6	4	1
RETAINED	30	48	37	RETAINED	5	9	5
LOST	15	9	24	LOST	1	1	4
RATIO BOYS TO GIRLS			89.5%				10.5%



ILH0310 CHICAGO RIVER DOGS

BOYS & GIRLS_8 & UNDER				2 AND 2 CHALLENGE			
	12-13	13-14	14-15	14-15 GOAL	VS. GOAL	VS. ACTUAL	15-16 GOAL
TOTAL	0	86	65	90	(25)	(21)	69
NEW	0	86	28	88	(60)	(58)	30
RETAINED	0	0	37	2	35	37	39
LOST	0	0	6				

BOYS_8 & UNDER				GIRLS_8 & UNDER			
	12-13	13-14	14-15		12-13	13-14	14-15
TOTAL	0	78	60	TOTAL	0	8	5
NEW	0	78	27	NEW	0	8	1
RETAINED	0	0	33	RETAINED	0	0	4
LOST	0	0	6	LOST	0	0	0
RATIO BOYS TO GIRLS			92.3%				7.7%

ILH0121 CHIEFS HOCKEY CLUB

BOYS & GIRLS_8 & UNDER				2 AND 2 CHALLENGE			
	12-13	13-14	14-15	14-15 GOAL	VS. GOAL	VS. ACTUAL	15-16 GOAL
TOTAL	58	77	71	81	(10)	(6)	75
NEW	30	43	33	45	(12)	(10)	35
RETAINED	28	34	38	36	2	4	40
LOST	6	5	14				

BOYS_8 & UNDER				GIRLS_8 & UNDER			
	12-13	13-14	14-15		12-13	13-14	14-15
TOTAL	54	71	65	TOTAL	4	6	6
NEW	27	38	31	NEW	3	5	2
RETAINED	27	33	34	RETAINED	1	1	4
LOST	5	4	12	LOST	1	1	2
RATIO BOYS TO GIRLS			91.5%				8.5%

ILH0114 CYCLONES AMATEUR HOCKEY ASSOCIATION

BOYS & GIRLS_8 & UNDER				2 AND 2 CHALLENGE			
	12-13	13-14	14-15	14-15 GOAL	VS. GOAL	VS. ACTUAL	15-16 GOAL
TOTAL	104	112	84	116	(32)	(28)	88
NEW	56	60	36	62	(26)	(24)	38
RETAINED	48	52	48	54	(6)	(4)	50
LOST	3	6	17				

BOYS_8 & UNDER				GIRLS_8 & UNDER			
	12-13	13-14	14-15		12-13	13-14	14-15
TOTAL	97	103	80	TOTAL	7	9	4
NEW	50	55	34	NEW	6	5	2
RETAINED	47	48	46	RETAINED	1	4	2
LOST	3	6	14	LOST	0	0	3
RATIO BOYS TO GIRLS			95.2%				4.8%



ILH0238 DANVILLE YOUTH HOCKEY ASSOCIATION

BOYS & GIRLS_8 & UNDER				2 AND 2 CHALLENGE			
	12-13	13-14	14-15	14-15 GOAL	VS. GOAL	VS. ACTUAL	15-16 GOAL
TOTAL	23	27	10	31	(21)	(17)	14
NEW	10	16	2	18	(16)	(14)	4
RETAINED	13	11	8	13	(5)	(3)	10
LOST	6	7	12				

BOYS_8 & UNDER				GIRLS_8 & UNDER			
	12-13	13-14	14-15		12-13	13-14	14-15
TOTAL	22	25	8	TOTAL	1	2	2
NEW	9	15	1	NEW	1	1	1
RETAINED	13	10	7	RETAINED	0	1	1
LOST	3	7	11	LOST	3	0	1
RATIO BOYS TO GIRLS			80.0%				20.0%

ILH0033 DECATUR YOUTH HOCKEY ASSOCIATION

BOYS & GIRLS_8 & UNDER				2 AND 2 CHALLENGE			
	12-13	13-14	14-15	14-15 GOAL	VS. GOAL	VS. ACTUAL	15-16 GOAL
TOTAL	59	67	73	71	2	6	77
NEW	20	33	34	35	(1)	1	36
RETAINED	39	34	39	36	3	5	41
LOST	17	17	16				

BOYS_8 & UNDER				GIRLS_8 & UNDER			
	12-13	13-14	14-15		12-13	13-14	14-15
TOTAL	54	63	67	TOTAL	5	4	6
NEW	17	30	30	NEW	3	3	4
RETAINED	37	33	37	RETAINED	2	1	2
LOST	14	15	15	LOST	3	2	1
RATIO BOYS TO GIRLS			91.8%				8.2%

ILH0088 EVANSTON YOUTH HOCKEY

BOYS & GIRLS_8 & UNDER				2 AND 2 CHALLENGE			
	12-13	13-14	14-15	14-15 GOAL	VS. GOAL	VS. ACTUAL	15-16 GOAL
TOTAL	58	74	32	78	(46)	(42)	36
NEW	25	45	21	47	(26)	(24)	23
RETAINED	33	29	11	31	(20)	(18)	13
LOST	14	46	60				

BOYS_8 & UNDER				GIRLS_8 & UNDER			
	12-13	13-14	14-15		12-13	13-14	14-15
TOTAL	52	67	27	TOTAL	6	7	5
NEW	23	39	17	NEW	2	6	4
RETAINED	29	28	10	RETAINED	4	1	1
LOST	14	41	57	LOST	0	5	3
RATIO BOYS TO GIRLS			84.4%				15.6%



ILH0058 FALCONS HOCKEY ASSOCIATION

BOYS & GIRLS_8 & UNDER				2 AND 2 CHALLENGE			
	12-13	13-14	14-15	14-15 GOAL	VS. GOAL	VS. ACTUAL	15-16 GOAL
TOTAL	148	159	223	163	60	64	227
NEW	62	66	103	68	35	37	105
RETAINED	86	93	120	95	25	27	122
LOST	23	13	26				

BOYS_8 & UNDER				GIRLS_8 & UNDER			
	12-13	13-14	14-15		12-13	13-14	14-15
TOTAL	135	150	213	TOTAL	13	9	10
NEW	57	64	99	NEW	5	2	4
RETAINED	78	86	114	RETAINED	8	7	6
LOST	23	12	23	LOST	0	1	3
RATIO BOYS TO GIRLS			95.5%				4.5%

ILH0252 FIREWAGON HOCKEY INC

BOYS & GIRLS_8 & UNDER				2 AND 2 CHALLENGE			
	12-13	13-14	14-15	14-15 GOAL	VS. GOAL	VS. ACTUAL	15-16 GOAL
TOTAL	72	126	89	130	(41)	(37)	93
NEW	31	76	40	78	(38)	(36)	42
RETAINED	41	50	49	52	(3)	(1)	51
LOST	9	1	27				

BOYS_8 & UNDER				GIRLS_8 & UNDER			
	12-13	13-14	14-15		12-13	13-14	14-15
TOTAL	63	116	85	TOTAL	9	10	4
NEW	28	70	39	NEW	3	6	1
RETAINED	35	46	46	RETAINED	6	4	3
LOST	7	1	26	LOST	2	0	1
RATIO BOYS TO GIRLS			95.5%				4.5%

ILH0139 FOX VALLEY ICE ARENA

BOYS & GIRLS_8 & UNDER				2 AND 2 CHALLENGE			
	12-13	13-14	14-15	14-15 GOAL	VS. GOAL	VS. ACTUAL	15-16 GOAL
TOTAL	0	40	47	44	3	7	51
NEW	0	40	41	42	(1)	1	43
RETAINED	0	0	6	2	4	6	8
LOST	0	0	18				

BOYS_8 & UNDER				GIRLS_8 & UNDER			
	12-13	13-14	14-15		12-13	13-14	14-15
TOTAL	0	40	45	TOTAL	0	0	2
NEW	0	40	39	NEW	0	0	2
RETAINED	0	0	6	RETAINED	0	0	0
LOST	0	0	18	LOST	0	0	0
RATIO BOYS TO GIRLS			95.7%				4.3%



ILH0120 FRANKLIN PARK ICE ARENA

BOYS & GIRLS_8 & UNDER				2 AND 2 CHALLENGE			
	12-13	13-14	14-15	14-15 GOAL	VS. GOAL	VS. ACTUAL	15-16 GOAL
TOTAL	60	63	65	67	(2)	2	69
NEW	26	39	32	41	(9)	(7)	34
RETAINED	34	24	33	26	7	9	35
LOST	7	7	9				

BOYS_8 & UNDER				GIRLS_8 & UNDER			
	12-13	13-14	14-15		12-13	13-14	14-15
TOTAL	52	55	59	TOTAL	8	8	6
NEW	22	36	28	NEW	4	3	4
RETAINED	30	19	31	RETAINED	4	5	2
LOST	5	5	7	LOST	2	2	2
RATIO BOYS TO GIRLS			90.8%				9.2%

ILH0095 GLENVIEW PARK DISTRICT

BOYS & GIRLS_8 & UNDER				2 AND 2 CHALLENGE			
	12-13	13-14	14-15	14-15 GOAL	VS. GOAL	VS. ACTUAL	15-16 GOAL
TOTAL	166	178	177	182	(5)	(1)	181
NEW	82	92	97	94	3	5	99
RETAINED	84	86	80	88	(8)	(6)	82
LOST	40	37	49				

BOYS_8 & UNDER				GIRLS_8 & UNDER			
	12-13	13-14	14-15		12-13	13-14	14-15
TOTAL	142	163	163	TOTAL	24	15	14
NEW	73	85	88	NEW	9	7	9
RETAINED	69	78	75	RETAINED	15	8	5
LOST	35	31	44	LOST	5	6	5
RATIO BOYS TO GIRLS			92.1%				7.9%

ILH0009 GLENVIEW STARS HOCKEY ASSOCIATION

BOYS & GIRLS_8 & UNDER				2 AND 2 CHALLENGE			
	12-13	13-14	14-15	14-15 GOAL	VS. GOAL	VS. ACTUAL	15-16 GOAL
TOTAL	122	105	178	109	69	73	182
NEW	61	47	159	49	110	112	161
RETAINED	61	58	19	60	(41)	(39)	21
LOST	5	6	38				

BOYS_8 & UNDER				GIRLS_8 & UNDER			
	12-13	13-14	14-15		12-13	13-14	14-15
TOTAL	95	86	163	TOTAL	27	19	15
NEW	47	39	148	NEW	14	8	11
RETAINED	48	47	15	RETAINED	13	11	4
LOST	4	6	34	LOST	1	0	4
RATIO BOYS TO GIRLS			91.6%				8.4%





ILH0189 HOFFMAN ESTATES PARK DISTRICT HOCKEY

BOYS & GIRLS_8 & UNDER				2 AND 2 CHALLENGE			
	12-13	13-14	14-15	14-15 GOAL	VS. GOAL	VS. ACTUAL	15-16 GOAL
TOTAL	56	75	52	79	(27)	(23)	56
NEW	23	48	20	50	(30)	(28)	22
RETAINED	33	27	32	29	3	5	34
LOST	11	12	27				

BOYS_8 & UNDER				GIRLS_8 & UNDER			
	12-13	13-14	14-15		12-13	13-14	14-15
TOTAL	53	69	48	TOTAL	3	6	4
NEW	22	43	19	NEW	1	5	1
RETAINED	31	26	29	RETAINED	2	1	3
LOST	10	11	25	LOST	1	1	2
RATIO BOYS TO GIRLS			92.3%				7.7%

ILH0124 HOMEWOOD-FLOSSMOOR ICE ARENA

BOYS & GIRLS_8 & UNDER				2 AND 2 CHALLENGE			
	12-13	13-14	14-15	14-15 GOAL	VS. GOAL	VS. ACTUAL	15-16 GOAL
TOTAL	26	26	39	30	9	13	43
NEW	20	17	33	19	14	16	35
RETAINED	6	9	6	11	(5)	(3)	8
LOST	0	2	1				

BOYS_8 & UNDER				GIRLS_8 & UNDER			
	12-13	13-14	14-15		12-13	13-14	14-15
TOTAL	24	24	36	TOTAL	2	2	3
NEW	19	15	31	NEW	1	2	2
RETAINED	5	9	5	RETAINED	1	0	1
LOST	0	2	1	LOST	0	0	0
RATIO BOYS TO GIRLS			92.3%				7.7%

ILH0025 HUSKIES HOCKEY CLUB

BOYS & GIRLS_8 & UNDER				2 AND 2 CHALLENGE			
	12-13	13-14	14-15	14-15 GOAL	VS. GOAL	VS. ACTUAL	15-16 GOAL
TOTAL	48	44	9	48	(39)	(35)	13
NEW	23	23	8	25	(17)	(15)	10
RETAINED	25	21	1	23	(22)	(20)	3
LOST	4	8	24				

BOYS_8 & UNDER				GIRLS_8 & UNDER			
	12-13	13-14	14-15		12-13	13-14	14-15
TOTAL	43	44	9	TOTAL	5	0	0
NEW	21	23	8	NEW	2	0	0
RETAINED	22	21	1	RETAINED	3	0	0
LOST	3	7	24	LOST	1	1	0
RATIO BOYS TO GIRLS			100.0%				0.0%



ILH0219 INTERNATIONAL ICE CENTRE LIL HUSKIES

BOYS & GIRLS_8 & UNDER				2 AND 2 CHALLENGE			
	12-13	13-14	14-15	14-15 GOAL	VS. GOAL	VS. ACTUAL	15-16 GOAL
TOTAL	0	0	112	4	108	112	116
NEW	0	0	110	2	108	110	112
RETAINED	0	0	2	2	0	2	4
LOST	0	0	0				

BOYS_8 & UNDER				GIRLS_8 & UNDER			
	12-13	13-14	14-15		12-13	13-14	14-15
TOTAL	0	0	102	TOTAL	0	0	10
NEW	0	0	100	NEW	0	0	10
RETAINED	0	0	2	RETAINED	0	0	0
LOST	0	0	0	LOST	0	0	0
RATIO BOYS TO GIRLS			91.1%				8.9%

ILH0074 JAGUAR HOCKEY CLUB

BOYS & GIRLS_8 & UNDER				2 AND 2 CHALLENGE			
	12-13	13-14	14-15	14-15 GOAL	VS. GOAL	VS. ACTUAL	15-16 GOAL
TOTAL	106	124	288	128	160	164	292
NEW	44	60	141	62	79	81	143
RETAINED	62	64	147	66	81	83	149
LOST	95	25	49				

BOYS_8 & UNDER				GIRLS_8 & UNDER			
	12-13	13-14	14-15		12-13	13-14	14-15
TOTAL	99	110	263	TOTAL	7	14	25
NEW	42	54	127	NEW	2	6	14
RETAINED	57	56	136	RETAINED	5	8	11
LOST	85	22	35	LOST	10	3	14
RATIO BOYS TO GIRLS			91.3%				8.7%

ILH0209 KANKAKEE YOUTH HOCKEY CLUB INC

BOYS & GIRLS_8 & UNDER				2 AND 2 CHALLENGE			
	12-13	13-14	14-15	14-15 GOAL	VS. GOAL	VS. ACTUAL	15-16 GOAL
TOTAL	16	24	24	28	(4)	0	28
NEW	6	14	10	16	(6)	(4)	12
RETAINED	10	10	14	12	2	4	16
LOST	3	0	3				

BOYS_8 & UNDER				GIRLS_8 & UNDER			
	12-13	13-14	14-15		12-13	13-14	14-15
TOTAL	16	24	23	TOTAL	0	0	1
NEW	6	14	9	NEW	0	0	1
RETAINED	10	10	14	RETAINED	0	0	0
LOST	2	0	3	LOST	1	0	0
RATIO BOYS TO GIRLS			95.8%				4.2%



ILH0062 LEAFS HOCKEY CLUB

BOYS & GIRLS_ 8 & UNDER				2 AND 2 CHALLENGE			
	12-13	13-14	14-15	14-15 GOAL	VS. GOAL	VS. ACTUAL	15-16 GOAL
TOTAL	98	77	67	81	(14)	(10)	71
NEW	49	30	35	32	3	5	37
RETAINED	49	47	32	49	(17)	(15)	34
LOST	8	38	13				

BOYS_ 8 & UNDER				GIRLS_ 8 & UNDER			
	12-13	13-14	14-15		12-13	13-14	14-15
TOTAL	92	69	62	TOTAL	6	8	5
NEW	46	26	33	NEW	3	4	2
RETAINED	46	43	29	RETAINED	3	4	3
LOST	7	36	11	LOST	1	2	2
RATIO BOYS TO GIRLS			92.5%				7.5%

ILH0123 NILES RANGERS

BOYS & GIRLS_ 8 & UNDER				2 AND 2 CHALLENGE			
	12-13	13-14	14-15	14-15 GOAL	VS. GOAL	VS. ACTUAL	15-16 GOAL
TOTAL	53	60	64	64	0	4	68
NEW	18	35	30	37	(7)	(5)	32
RETAINED	35	25	34	27	7	9	36
LOST	14	11	16				

BOYS_ 8 & UNDER				GIRLS_ 8 & UNDER			
	12-13	13-14	14-15		12-13	13-14	14-15
TOTAL	48	54	59	TOTAL	5	6	5
NEW	16	32	29	NEW	2	3	1
RETAINED	32	22	30	RETAINED	3	3	4
LOST	10	10	13	LOST	4	1	3
RATIO BOYS TO GIRLS			92.2%				7.8%

ILH0080 NORTHBROOK HOCKEY LEAGUE

BOYS & GIRLS_ 8 & UNDER				2 AND 2 CHALLENGE			
	12-13	13-14	14-15	14-15 GOAL	VS. GOAL	VS. ACTUAL	15-16 GOAL
TOTAL	122	158	19	162	(143)	(139)	23
NEW	49	70	14	72	(58)	(56)	16
RETAINED	73	88	5	90	(85)	(83)	7
LOST	16	11	104				

BOYS_ 8 & UNDER				GIRLS_ 8 & UNDER			
	12-13	13-14	14-15		12-13	13-14	14-15
TOTAL	117	145	18	TOTAL	5	13	1
NEW	46	62	13	NEW	3	8	1
RETAINED	71	83	5	RETAINED	2	5	0
LOST	16	11	94	LOST	0	0	10
RATIO BOYS TO GIRLS			94.7%				5.3%



ILH0186 PARK DISTRICT OF OAK PARK

BOYS & GIRLS_ 8 & UNDER				2 AND 2 CHALLENGE			
	12-13	13-14	14-15	14-15 GOAL	VS. GOAL	VS. ACTUAL	15-16 GOAL
TOTAL	53	11	19	15	4	8	23
NEW	31	4	13	6	7	9	15
RETAINED	22	7	6	9	(3)	(1)	8
LOST	7	24	0				

BOYS_ 8 & UNDER				GIRLS_ 8 & UNDER			
	12-13	13-14	14-15		12-13	13-14	14-15
TOTAL	52	10	16	TOTAL	1	1	3
NEW	31	3	11	NEW	0	1	2
RETAINED	21	7	5	RETAINED	1	0	1
LOST	6	24	0	LOST	1	0	0
RATIO BOYS TO GIRLS			84.2%				15.8%

ILH0204 PEKIN AMATEUR HOCKEY ASSOCIATION

BOYS & GIRLS_ 8 & UNDER				2 AND 2 CHALLENGE			
	12-13	13-14	14-15	14-15 GOAL	VS. GOAL	VS. ACTUAL	15-16 GOAL
TOTAL	14	19	30	23	7	11	34
NEW	2	10	17	12	5	7	19
RETAINED	12	9	13	11	2	4	15
LOST	16	1	2				

BOYS_ 8 & UNDER				GIRLS_ 8 & UNDER			
	12-13	13-14	14-15		12-13	13-14	14-15
TOTAL	13	17	29	TOTAL	1	2	1
NEW	2	10	16	NEW	0	0	1
RETAINED	11	7	13	RETAINED	1	2	0
LOST	13	1	2	LOST	3	0	0
RATIO BOYS TO GIRLS			96.7%				3.3%

ILH0051 PEORIA YOUTH HOCKEY ASSOCIATION

BOYS & GIRLS_ 8 & UNDER				2 AND 2 CHALLENGE			
	12-13	13-14	14-15	14-15 GOAL	VS. GOAL	VS. ACTUAL	15-16 GOAL
TOTAL	153	148	161	152	9	13	165
NEW	71	55	62	57	5	7	64
RETAINED	82	93	99	95	4	6	101
LOST	36	35	23				

BOYS_ 8 & UNDER				GIRLS_ 8 & UNDER			
	12-13	13-14	14-15		12-13	13-14	14-15
TOTAL	141	140	148	TOTAL	12	8	13
NEW	65	53	55	NEW	6	2	7
RETAINED	76	87	93	RETAINED	6	6	6
LOST	31	30	21	LOST	5	5	2
RATIO BOYS TO GIRLS			91.9%				8.1%



ILH0099 REDWINGS HOCKEY ORGANIZATION

BOYS & GIRLS_8 & UNDER				2 AND 2 CHALLENGE			
	12-13	13-14	14-15	14-15 GOAL	VS. GOAL	VS. ACTUAL	15-16 GOAL
TOTAL	53	70	8	74	(66)	(62)	12
NEW	21	46	3	48	(45)	(43)	5
RETAINED	32	24	5	26	(21)	(19)	7
LOST	9	13	55				

BOYS_8 & UNDER				GIRLS_8 & UNDER			
	12-13	13-14	14-15		12-13	13-14	14-15
TOTAL	53	66	8	TOTAL	0	4	0
NEW	21	42	3	NEW	0	4	0
RETAINED	32	24	5	RETAINED	0	0	0
LOST	9	13	51	LOST	0	0	4
RATIO BOYS TO GIRLS			100.0%				0.0%

ILH0177 RINK SIDE YOUTH HOCKEY LEAGUE

BOYS & GIRLS_8 & UNDER				2 AND 2 CHALLENGE			
	12-13	13-14	14-15	14-15 GOAL	VS. GOAL	VS. ACTUAL	15-16 GOAL
TOTAL	31	55	25	59	(34)	(30)	29
NEW	11	41	21	43	(22)	(20)	23
RETAINED	20	14	4	16	(12)	(10)	6
LOST	35	7	29				

BOYS_8 & UNDER				GIRLS_8 & UNDER			
	12-13	13-14	14-15		12-13	13-14	14-15
TOTAL	25	51	24	TOTAL	6	4	1
NEW	10	37	20	NEW	1	4	1
RETAINED	15	14	4	RETAINED	5	0	0
LOST	34	3	25	LOST	1	4	4
RATIO BOYS TO GIRLS			96.0%				4.0%

ILH0011 ROCKFORD HOCKEY CLUB

BOYS & GIRLS_8 & UNDER				2 AND 2 CHALLENGE			
	12-13	13-14	14-15	14-15 GOAL	VS. GOAL	VS. ACTUAL	15-16 GOAL
TOTAL	25	37	38	41	(3)	1	42
NEW	10	16	8	18	(10)	(8)	10
RETAINED	15	21	30	23	7	9	32
LOST	5	10	5				

BOYS_8 & UNDER				GIRLS_8 & UNDER			
	12-13	13-14	14-15		12-13	13-14	14-15
TOTAL	23	37	38	TOTAL	2	0	0
NEW	10	16	8	NEW	0	0	0
RETAINED	13	21	30	RETAINED	2	0	0
LOST	5	9	5	LOST	0	1	0
RATIO BOYS TO GIRLS			100.0%				0.0%



ILH0091 ROLLING MEADOWS RENEGADES

BOYS & GIRLS_8 & UNDER				2 AND 2 CHALLENGE			
	12-13	13-14	14-15	14-15 GOAL	VS. GOAL	VS. ACTUAL	15-16 GOAL
TOTAL	36	25	28	29	(1)	3	32
NEW	33	15	15	17	(2)	0	17
RETAINED	3	10	13	12	1	3	15
LOST	9	4	1				

BOYS_8 & UNDER				GIRLS_8 & UNDER			
	12-13	13-14	14-15		12-13	13-14	14-15
TOTAL	34	25	26	TOTAL	2	0	2
NEW	32	15	13	NEW	1	0	2
RETAINED	2	10	13	RETAINED	1	0	0
LOST	9	4	1	LOST	0	0	0
RATIO BOYS TO GIRLS			92.9%				7.1%

ILH0027 SABRE HOCKEY ASSOCIATION

BOYS & GIRLS_8 & UNDER				2 AND 2 CHALLENGE			
	12-13	13-14	14-15	14-15 GOAL	VS. GOAL	VS. ACTUAL	15-16 GOAL
TOTAL	249	246	207	250	(43)	(39)	211
NEW	129	117	109	119	(10)	(8)	111
RETAINED	120	129	98	131	(33)	(31)	100
LOST	12	18	46				

BOYS_8 & UNDER				GIRLS_8 & UNDER			
	12-13	13-14	14-15		12-13	13-14	14-15
TOTAL	236	231	191	TOTAL	13	15	16
NEW	120	107	100	NEW	9	10	9
RETAINED	116	124	91	RETAINED	4	5	7
LOST	12	16	44	LOST	0	2	2
RATIO BOYS TO GIRLS			92.3%				7.7%

ILH0038 SADDLE AND CYCLE HOCKEY CLUB

BOYS & GIRLS_8 & UNDER				2 AND 2 CHALLENGE			
	12-13	13-14	14-15	14-15 GOAL	VS. GOAL	VS. ACTUAL	15-16 GOAL
TOTAL	44	44	33	48	(15)	(11)	37
NEW	15	28	16	30	(14)	(12)	18
RETAINED	29	16	17	18	(1)	1	19
LOST	16	3	10				

BOYS_8 & UNDER				GIRLS_8 & UNDER			
	12-13	13-14	14-15		12-13	13-14	14-15
TOTAL	39	37	26	TOTAL	5	7	7
NEW	14	24	12	NEW	1	4	4
RETAINED	25	13	14	RETAINED	4	3	3
LOST	12	2	9	LOST	4	1	1
RATIO BOYS TO GIRLS			78.8%				21.2%



ILH0006 SKOKIE AMATEUR HOCKEY ASSOCIATION

BOYS & GIRLS_ 8 & UNDER				2 AND 2 CHALLENGE			
	12-13	13-14	14-15	14-15 GOAL	VS. GOAL	VS. ACTUAL	15-16 GOAL
TOTAL	41	41	30	45	(15)	(11)	34
NEW	15	23	23	25	(2)	0	25
RETAINED	26	18	7	20	(13)	(11)	9
LOST	20	8	13				

BOYS_ 8 & UNDER				GIRLS_ 8 & UNDER			
	12-13	13-14	14-15		12-13	13-14	14-15
TOTAL	41	41	30	TOTAL	0	0	0
NEW	15	23	23	NEW	0	0	0
RETAINED	26	18	7	RETAINED	0	0	0
LOST	19	7	13	LOST	1	1	0
RATIO BOYS TO GIRLS			100.0%				0.0%

ILH0065 SKOKIE PARK DISTRICT YOUTH

BOYS & GIRLS_ 8 & UNDER				2 AND 2 CHALLENGE			
	12-13	13-14	14-15	14-15 GOAL	VS. GOAL	VS. ACTUAL	15-16 GOAL
TOTAL	68	68	5	72	(67)	(63)	9
NEW	41	32	4	34	(30)	(28)	6
RETAINED	27	36	1	38	(37)	(35)	3
LOST	26	17	61				

BOYS_ 8 & UNDER				GIRLS_ 8 & UNDER			
	12-13	13-14	14-15		12-13	13-14	14-15
TOTAL	65	66	5	TOTAL	3	2	0
NEW	39	31	4	NEW	2	1	0
RETAINED	26	35	1	RETAINED	1	1	0
LOST	23	16	61	LOST	3	1	0
RATIO BOYS TO GIRLS			100.0%				0.0%

ILH0052 ST JUDE KNIGHTS

BOYS & GIRLS_ 8 & UNDER				2 AND 2 CHALLENGE			
	12-13	13-14	14-15	14-15 GOAL	VS. GOAL	VS. ACTUAL	15-16 GOAL
TOTAL	139	146	231	150	81	85	235
NEW	54	82	165	84	81	83	167
RETAINED	85	64	66	66	0	2	68
LOST	47	29	25				

BOYS_ 8 & UNDER				GIRLS_ 8 & UNDER			
	12-13	13-14	14-15		12-13	13-14	14-15
TOTAL	131	140	204	TOTAL	8	6	27
NEW	52	79	139	NEW	2	3	26
RETAINED	79	61	65	RETAINED	6	3	1
LOST	45	28	24	LOST	2	1	1
RATIO BOYS TO GIRLS			88.3%				11.7%



ILH0070 WINNETKA HOCKEY CLUB

BOYS & GIRLS_8 & UNDER				2 AND 2 CHALLENGE			
	12-13	13-14	14-15	14-15 GOAL	VS. GOAL	VS. ACTUAL	15-16 GOAL
TOTAL	319	281	6	285	(279)	(275)	10
NEW	131	93	1	95	(94)	(92)	3
RETAINED	188	188	5	190	(185)	(183)	7
LOST	27	32	172				

BOYS_8 & UNDER				GIRLS_8 & UNDER			
	12-13	13-14	14-15		12-13	13-14	14-15
TOTAL	263	230	6	TOTAL	56	51	0
NEW	110	69	1	NEW	21	24	0
RETAINED	153	161	5	RETAINED	35	27	0
LOST	20	25	140	LOST	7	7	32
RATIO BOYS TO GIRLS			100.0%				0.0%

ILH0282 WINNETKA PARK DISTRICT YOUTH HOCKEY

BOYS & GIRLS_8 & UNDER				2 AND 2 CHALLENGE			
	12-13	13-14	14-15	14-15 GOAL	VS. GOAL	VS. ACTUAL	15-16 GOAL
TOTAL	122	55	67	59	8	12	71
NEW	97	34	55	36	19	21	57
RETAINED	25	21	12	23	(11)	(9)	14
LOST	73	103	46				

BOYS_8 & UNDER				GIRLS_8 & UNDER			
	12-13	13-14	14-15		12-13	13-14	14-15
TOTAL	98	51	62	TOTAL	24	4	5
NEW	77	33	51	NEW	20	1	4
RETAINED	21	18	11	RETAINED	4	3	1
LOST	63	81	43	LOST	10	22	3
RATIO BOYS TO GIRLS			92.5%				7.5%

ILH0085 WINTER CLUB OF LAKE FOREST

BOYS & GIRLS_8 & UNDER				2 AND 2 CHALLENGE			
	12-13	13-14	14-15	14-15 GOAL	VS. GOAL	VS. ACTUAL	15-16 GOAL
TOTAL	30	21	7	25	(18)	(14)	11
NEW	8	8	3	10	(7)	(5)	5
RETAINED	22	13	4	15	(11)	(9)	6
LOST	7	4	17				

BOYS_8 & UNDER				GIRLS_8 & UNDER			
	12-13	13-14	14-15		12-13	13-14	14-15
TOTAL	26	20	6	TOTAL	4	1	1
NEW	7	8	3	NEW	1	0	0
RETAINED	19	12	3	RETAINED	3	1	1
LOST	5	4	16	LOST	2	0	1
RATIO BOYS TO GIRLS			85.7%				14.3%