

SAINT IGNATIUS  
**FOOTBALL**



@SIHSSports



sihsathletics



sihssports



**2019 GAME NOTES**  
**WEEK THREE:**  
**ARCHBISHOP HOBAN**

# THE MATCHUP



**Saint Ignatius  
WILDCATS**

**at**



**Archbishop  
HOBAN**

**September 13, 2019  
Dowed Field  
Kickoff: 7 pm**

## ***Saint Ignatius Schedule***

<b>Date</b>	<b>Opponent</b>	<b>Time/Score</b>
8/31	@ Loyola Academy (IL)	W, 27-10
9/6	@ Mentor	L, 31-38
9/13	@ Archbishop Hoban	7:00 pm
9/21	@ DeMatha Catholic (MD)	1:00 pm
9/28	vs. Clarkson Football North (ONT)	5:00 pm
10/5	vs. Rockledge (FL)	8:00 pm
10/12	@ St. Edward	7:00 pm
10/19	@ Archbishop Moeller	2:00 pm
10/26	vs. St. Xavier	2:00 pm
11/2	vs. West Toronto Prep (ONT)	7:00 pm

**Follow the Wildcats on social media for full coverage of every Saint Ignatius team.**



@SIHSSports



sihsathletics



sihssports

**And also visit ... [ignatiuswildcats.com](http://ignatiuswildcats.com)**

## **Team Information**

**Saint Ignatius High School: 1-1**  
OHSAA Division I, Region 1  
Head Coach: Chuck Kyle '69  
Record at School: 354-91-1  
Overall Record: 354-91-1

**Archbishop Hoban Knights: 2-0**  
OHSAA Division II, Region 5  
Head Coach: Tim Tyrrell  
Record at School: 69-12  
Overall Record: 132-63

## **Media Information**

For information and credential requests, contact:  
Joe Ginley '12  
Communications Coordinator for Athletics  
(P): 216-651-0222 x242  
email: [jginley@ignatius.edu](mailto:jginley@ignatius.edu)  
***For full coverage of the Wildcats, visit [ignatiuswildcats.com](http://ignatiuswildcats.com).***

## **Broadcast Information**

### **Saint Ignatius Broadcasting Network**

Play-by-Play: Jack O'Rourke '20  
Color Analyst: Nick Fletcher '20  
Analyst/Show Host: Max Marazzi '20  
Moderator: Joe Ginley '12 / Jeff McCormick '83  
(P): 216-651-0222  
email: [jginley@ignatius.edu](mailto:jginley@ignatius.edu)  
[jmccormick@ignatius.edu](mailto:jmccormick@ignatius.edu)



# ABOUT THE WILDCATS ...

## Previous Matchups

8/25/18	L	14-21	H
8/24/17	W	17-3	A
9/19/58	L	12-13	A

## Series History

Meetings .....3  
First Meeting .....9/19/1958  
Most Recent Meeting.....8/25/2018

Saint Ignatius Wins.....1  
Last Saint Ignatius Win....8/24/2017  
Hoban Wins.....2  
Last Hoban Win.....8/25/2018  
Ties.....0

Longest Winning Streaks In Series  
Saint Ignatius.....1; 8/24/2017  
Hoban.....1; 9/19/1958  
Current Streak.....Hoban, 1

Largest Margin of Victory  
Saint Ignatius.....14 points; 8/24/17  
Hoban.....7 points; 8/25/18

## A Look Back ... Aug. 24, 2017

The Wildcats and Knights last met at Dowd Field in 2017, the first meeting of the teams in nearly 60 years. The contest marked the first Thursday evening encounter for the Wildcats under Chuck Kyle.

Strong defense won the day for the Wildcats. Shane Hamm made his first start as a Knight, but Saint Ignatius limited him to 104 passing yards, sacking him three times. While an early Hoban field goal took the lead, Kyle Hall found Max Pike for a 34-yard passing score to take the lead at half.

A fumble recovery for a touchdown by lineman Billy Corte and a 48-yard Matt Trickett field goal cemented a dominant opening win for the Cats.

## Wildcats Storylines ...

**TOUGH ENDING:** The Wildcats allowed 21 straight points in the fourth quarter last week, falling to Mentor, 38-31. The Wildcats will look to avoid a loss vs. Hoban and a 1-2 record for the second straight year.

**CMIEL CRAZY:** The best player on the field last week was Connor Cmiel. Cmiel recorded 283 all-purpose yards, 84 more than Mentor's top yardage earner, Ian Kipp. Cmiel returned a kickoff for a touchdown and a field goal block for a touchdown. Cmiel returned a second kickoff return for six at the start of the second half, only to have a block in the back erase it. Cmiel also hauled in a pass for 47 yards. The Wildcats' coaching staff will be looking for ways to get the ball to Cmiel, who will likely be double-covered by Hoban. He'll also play some cornerback, too.

**JAMES AND JACK ATTACK:** The Wildcats will split the carries at running back on Friday between James Crosby and Jack Welcsh, as they've done in the first two weeks. However, the coaching staff is not afraid to go with the hot hand. Against Mentor, Welcsh had the hot hand, carrying the ball 19 times for 100 yards. A power back with speed, Welcsh is a great runner. Crosby is similarly talented, a tough back who doesn't go down easily. Both will play big roles on offense.

**GENERAL GRIFFIN:** The Wildcats' field general at quarterback is Griffin Hanna. The senior signalcaller will look to improve on his 105 passing yards from Week 2, when he gutted out several big hits to finish the game. Hanna will need to take care of the ball and navigate the offense down the field against a quick, swarming Hoban defense.

**TALENTED TIGHT ENDS:** The Wildcats have two gifted tight ends - Sam Daugstrup and Jake Lang. Both Daugstrup and Lang have established themselves as reliable pass catchers for Griffin Hanna, hauling in important passes in the first two games. Both men provide value as safety valves and deep threats. In addition, both men can block well. Daugstrup opened big running lanes for Welcsh and Crosby last week.

**THE BIG MEN:** Anthony Gerace, Bennett Adler, and Rico Levert have played quite well on defensive line this year. Adler (4.5 tackles, 2.5 tackles for loss, 1.5 sacks), Gerace (2.5 tkl, 2.5 TFL, 1 sack), and Levert (1 tackle) all contributed vs. Mentor, and will be important to clogging the middle against Deamonte Trayanum.

**SECOND LEVEL STUDS:** The Wildcats' linebackers did solidly against Mentor. Aidan Conway tied for a team-leading 5.5 tackles. Aidan Hubbard (4.5 tackles) and Nick Velotta (3.5 tkl, 2 TFL, 0.5 sack) also did plenty. Michael McNamara will return to bolster the unit against Hoban.

**NO FLY ZONE:** The Saint Ignatius defensive backs enjoyed a great game against Mentor. The Wildcats limited Mentor to 12-of-25 passing for 174 yards and no touchdowns. Charlie Kinzel shined bright with an interception and breakup on a key 4th down late in the game. Merick Hartley also did well, tying for the lead with 5.5 tackles.

**CAPTAINS:** The four captains for the 2019 season are Griffin Hanna, Jack Welcsh, Nick Schwitzgebel, and Michael McNamara.



# ABOUT ARCHBISHOP HOBAN ...

## Learning about the Knights ...

**QUICK START:** Archbishop Hoban has wasted little time in revving up its title defense. After securing the Division II State Championship, the program's fourth straight title, the Knights bullied Harrisburg and Cardinal Mooney in convincing fashion.

**MIX OF OLD AND NEW:** You don't win four consecutive titles without good coaching and a dynamic scheme. Hoban possesses both. The Knights are particularly dangerous on offense, because of not only the team's talent, but its playbook. Hoban operates mainly out of the shotgun, with 4-5 receivers on the field on most plays. However, Tim Tyrrell's offense has borrowed pages from old school playbooks, instituting wishbone and Maryland I formations. On running situations or in the goal line, Hoban will break out a three-back wishbone, with 2 H-backs and a halfback, or the Maryland I with two fullbacks in close and Deamonte Trayanum as the deep back.

**HAMMING IT UP:** Quarterback Shane Hamm is the leader of a powerful offense. A third-year starter, Hamm possesses both good arm strength and poise in the pocket. In the first half against Harrisburg, Hamm completed 8-of-17 passes for 158 yards. Unafraid to run the ball, Hamm also carries the rock on draws or scrambles.

**THE TRAYANUM TRAIN:** Running back Deamonte Trayanum is without a doubt one of the best in the state. The catalyst of the offense, Trayanum is a powerful runner with deadly speed. Hoban uses him on power plays, outside runs, and in passing situations. Trayanum caught a swing route for a score in the red zone against Harrisburg and ripped off TD runs of 25, 34, 63, and 74 yards vs. Mooney. Trayanum is strictly an RB this year after playing both ways in 2018.

**CLARK, FOX, AND MORE:** Hoban has a lot of weapons on offense. Alabama commit Caden Clark is a man to watch at tight end. Clark can line up in the slot, next to the tackle, or as an H-back. Clark is a deep threat and strong on slants, screens, and drags. Brayden Fox is a deep threat at wideout, scoring a long TD on the first play of the year. Also look out for WRs Jared Mealy and Kharion Davis.

**WATCH THE GUARDS:** Hoban graduated several offensive linemen, but the unit is still very good. Pay particular attention to the guards – the Knights love to pull the guard to the playside to pave a running lane for Trayanum.

**DEFENSIVE SCHEMING:** Against an offense like the Wildcats, the Knights typically employ a 3-4 philosophy with three down linemen, two linebackers near the line of scrimmage, and two 'backers (or a backer and a defensive back) about 5 yards back. Hoban likes to pull out the blitz, especially delayed blitzes on passes.

**COVERAGES:** Hoban employs a Cover 2 base coverage (corners in the flats, 'backers in the middle of the field, 2 deep safeties). Against Harrisburg, Hoban called man coverage a handful of times. To confuse quarterbacks, Hoban will mix in Cover 6, a mix of a Cover 4 and Cover 2 scheme with the free safety covering half the field deep, and a corner and safety responsible for the other deep half.

## 2019 Hoban Schedule

8/31	vs. Harrisburg (PA) <i>Dowed Field</i>	W, 42-12
9/6	vs. Cardinal Mooney <i>Dowed Field</i>	W, 49-0
9/13	vs. Saint Ignatius <i>Dowed Field</i>	7 pm
9/20	vs. West Toronto Prep <i>Dowed Field</i>	7 pm
9/27	vs. St. Vincent-St. Mary <i>Infocision Stadium</i>	7 pm
10/4	@ Benedictine <i>Bedford Stadium</i>	1 pm
10/12	@ Lake Catholic <i>JTO Stadium</i>	7 pm
10/18	vs. Padua <i>Dowed Field</i>	1 pm
10/25	vs. Walsh Jesuit <i>Dowed Field</i>	7 pm
11/1	@ Notre-Dame Cathedral Latin	7 pm



## 283

All-purpose yards by  
Connor Cmiel vs.  
Mentor

## 33-3

Coach Chuck Kyle's  
record in Week 3

## 14-7-2

Wildcats' all-time  
record vs. Akron  
teams

## 10

Wildcats' tackles for  
loss last week

## 5.3

Yards per rush by  
Jack Welcsh vs.  
Mentor

## 2

Blocked kicks by the  
Wildcats this season

### RB/S JACK WELCSH '20



A two-way star, Jack Welcsh will be critical to the Wildcats' game-plan on both sides of the ball. Welcsh notched 100 rushing yards on offense and finished with 5 tackles on defense vs. Mentor. A speedy player with a bullying rushing style, Welcsh will look to eat yardage and clock on offense and stop Hoban's arsenal of weapons on defense.

### DE BENNETT ADLER '21



The junior enjoyed a breakout game vs. Mentor. Adler met fellow end Anthony Gerace in the backfield on a number of plays, pressuring Mentor heavily. Adler tabbed 4.5 tackles, 2.5 tackles for loss, and 1.5 sacks last week. He'll need to have another monster game against Hoban. The Cats will need to hem in the running game and limit time in the pocket.

# SAINT IGNATIUS VARSITY ROSTER

#	Name	Yr.	Ht.	Wt.	Position	#	Name	Yr.	Ht.	Wt.	Position
2	Mike Simcak	Jr.	5'9"	180	RB	55	Christopher Speelman	Jr.	6'1"	230	OL
3	Erik Daugenti	Sr.	6'1"	170	WR/DB	56	Carter Zimmerman	Jr.	6'3"	218	OL/DL
4	Rory McConville	Sr.	5'10"	165	K	58	Kevin Kempffer	Sr.	6'1"	205	LB
5	Henry Cook	Sr.	5'10"	170	WR	59	John Lenhard	Jr.	5'11"	205	DL
6	Declan Mangan	Jr.	5'11"	165	K	62	Rico Levert	Sr.	6'0"	248	DL
7	Jaxon French	So.	6'0"	170	QB	63	Bennett Adler	Jr.	6'3"	210	DE
8	Connor Cmiel	Sr.	6'2"	190	WR/DB	64	Tony Georges	Sr.	6'2"	290	OL
9	Michael Morgan	Jr.	5'10"	150	WR	66	Gus Salopek	Jr.	6'5"	240	OL
10	Griffin Hanna	Sr.	6'2"	180	QB	70	Owen Keane	Sr.	6'3"	290	OL
11	Steven Bodamer	So.	6'0"	170	QB/DB	71	Nick Schwitzgebel	Sr.	6'3"	293	OL
12	Alec LaSpina	Jr.	6'0"	167	WR	73	Connor Kinney	Jr.	6'3"	300	OL
13	Billy Spear	Sr.	6'2"	150	WR	76	Jake Reed	Jr.	6'2"	270	OL
14	Andrew Chime	Jr.	6'0"	181	DB	78	Alec Gottschalk	Jr.	6'0"	250	OL
15	Sean Cook	Jr.	5'10"	145	DB	79	Ben Kormos	Sr.	6'6"	270	OL
16	Jack Dunstan	Jr.	5'11"	150	WR	80	Sam Daugstrup	Sr.	6'5"	245	TE
17	Colin Wiehn	Jr.	6'0"	155	QB/S	81	Charlie Spurrier	Jr.	6'1"	155	WR
18	Pat Keane	Sr.	6'1	180	QB	82	John Becker	Jr.	6'0"	170	WR
19	Emmett Hanna	Jr.	6'2"	200	DB	83	Jimmy Spear	Sr.	6'2"	160	WR
20	Anthony Santagata	Jr.	5'7"	145	RB	84	Sebestyen Balassy	Sr.	6'2"	188	WR
21	Chris Snyder	Jr.	6'1"	168	DB	85	Timothy Lewis	Sr.	6'1"	175	WR
22	Merick Hartley	Sr.	5'10"	180	DB	86	Nick Lamirand	Jr.	6'5"	195	TE
23	Daniel Finnan	Sr.	5'9"	170	DB	88	Jonathan McNeil	Jr.	6'3"	175	WR
24	Domenic Fabe	Sr.	6'0"	165	WR	91	Luca LaSpina	Jr.	6'5"	205	DL
25	James Crosby	Sr.	5'8"	171	RB	92	Jaylyn Norris	Jr.	5'10"	223	DL
26	Adam Ormstead	Jr.	5'11"	185	RB	94	Gavin Moore	Jr.	5'11"	250	DL
27	Ryan Waldron	So.	5'10"	188	RB/DB	97	Anthony Gerace	Sr.	6'2"	245	DL
28	Charlie Kinzel	Sr.	5'10"	152	DB						
29	Dominic DeVengencie	Sr.	5'10"	165	WR/DB		Benjamin Rossi	Sr.	Intern / Assistant Coach		
30	Calum Campolieti	Jr.	5'9"	140	DB		Nathan Sommerfeld	Sr.	Student Training Aid		
31	John Foliano	Jr.	5'10"	147	S		Danny Salem	Jr.	Student Training Aid		
32	Vincent Fagnilli	Sr.	5'8"	145	S		William Moore	Jr.	Student Training Aid		
33	Michael Corte	Sr.	6'3"	175	DB		Finn Cooney	So.	Student Training Aid		
34	Jack Welcsh	Sr.	6'0"	201	RB/DB		Jake Bond	Sr.	Manager		
35	Christopher Mathews	Sr.	6'0"	185	S		Matthew O'Neill	Fr.	Manager		
36	Colin MacMillan	Jr.	6'1"	190	S						
37	Nick Velotta	Jr.	6'0"	210	LB		<b>Coaches:</b>				
39	Jacob Davis	Sr.	5'11"	191	S		Chuck Kyle '69		Head Coach		
40	Sam Kempton	Sr.	5'10"	180	S		Nick Restifo Hon. '19		Offensive Coordinator/QB		
41	Patrick Kotek	Jr.	5'10"	145	WR		Ryan Franzinger '02		Defensive Coordinator/LB		
42	Jake Lang	Sr.	6'3"	195	TE		Jim Cahill '89		Quarterbacks Coach		
43	Matthew Oleksik	Jr.	5'10"	175	S		Terry Fergus '72		Running Backs Coach		
44	Michael McNamara	Sr.	6'2"	220	LB/RB		Jack Hyland '14		Wide Receivers Coach		
45	Aidan Hubbard	Jr.	6'4"	218	LB		Adam Rini '99		Offensive Line Coach		
46	Braeden Lair	So.	5'11"	180	S		Paul Yappel		Offensive Line Coach		
47	Jack Norris	Jr.	5'9"	140	DB		Dave Cicetti		Defensive Line Coach		
48	Aidan Conway	Jr.	6'2"	215	LB/DB		Mark Sullivan		Defensive Line Coach		
49	Cole Smith	Jr.	6'1"	165	DB		Kevin Johnson '10		Defensive Backs Coach		
50	Matthew Kall	Sr.	6'1"	271	OL		John Pieschalski '89		Defensive Backs Coach		
51	Connor Francz	Sr.	6'3"	220	LB		Mo Sizemore		Head Athletic Trainer		
52	Ashton Montgomery	So.	6'2"	295	OL		Tony Connacher		Assistant Athletic Trainer		
53	Max Watters	Sr.	6'2"	250	DL		Rev. Dan Reim, S.J.		Team Chaplain		
54	Aidan Crummie	Sr.	6'1"	210	LB		Anthony Rubino		Director of Strength and Conditioning		

# HOBAN ROSTER

A Look at Archbishop Hoban High School	
Location: Akron, Ohio	
Nickname: Knights	
Colors: Navy Blue and Vegas Gold	
Conference: North Coast League - Blue Division	
Enrollment: - Male & Female 806	
President: Dr. Thomas Curry	
Principal: Dr. Emily Ramos	
Athletic Office Staff	
Coordinator of Student-Athlete Services: Corey Westover	
Director of Athletics: Tim Tyrrell	
Assistant Director of Athletics: Matthew Bing	
Head Coach - Tim Tyrrell	
College: Youngstown State University	
Record at Hoban: 68-12 Overall record: 125-63	
Years as Head Coach: 18 Years at Hoban: 7	
Team Medical Staff	
Team Doctor: Joseph Congeni, MD, FAAP	
Team Doctor: Kevin Outwater, PT, ATC	
Team Doctor: Kevin Markowski, MD	
Athletic Trainer: Steve Lutz, ATC	

2019 Varsity Schedule	
Opponent	
8/31 vs Harrisburg HS	W 42-12
9/6 vs. Mooney	7:00 PM
9/13 vs. St. Ignatius	7:00 PM
9/20 vs West Toronto Prep	7:00 PM
9/27 vs. STVM (@Infocision)	7:00 PM
10/5 vs. @ Benedictine	7:00 PM
10/12 vs @ Lake Catholic	7:00 PM
10/18 vs Padua	7:00 PM
10/25 vs. Walsh Jesuit	7:00 PM
11/1 vs. @ NDCL	7:00 PM

State Playoff History
Appearances: 1998, 1999, 2000, 2001, 2002, 2003, 2004, 2005, 2008, 2009, 2015, 2016, 2017, 2018
State Semifinalists: 2002, 2008, 2015, 2016, 2017, 2018
State Champions: 2015, 2016, 2017, 2018

Football Coaches and Staff
Director of Football Operations: Dave Arbogast
Defensive Coordinator: Renzy Parnell
Defensive Backs: Jeff Smith/Charles Parnell
Linebackers: Dante Booker
Defensive Line: Carlos Clipper
Quarterbacks: Tom Paris '09
Offensive Line: Justin Ray/Ryland Parnell '10
Running Backs: Trent Boykin
Wide Receivers: Daryl Moore
Special Teams Coordinator: Renard Parnell
Tight Ends: Carter Welo
Kickers/Punters: Tim Lucey '07
JV Head Coach: Brian Motil '06
Freshman Head Coach: Ryan Burke
Freshman Coaching Staff: Joe Brode '17, Marcus Bentley, Val McKenzie, Remarr Parnell '04
Strength & Conditioning: Mike Winkler, Lawrence Wynn '10, Maddie Dietzel '14
Equipment Manager: Billy Davis
Statisticians: Bob Stamets, Tami Stamets
Announcer: TK Griffith '89

#	Name	Height	Weight	Position	Class
1	Deamonte Trayanum	6'0	230	Ath	Senior
2	Devin Hightower	6'2	225	Ath	Senior
3	Brayden Fox	6'3	205	WR	Junior
4	Luke Bauer	6'1	235	RB/LB	Junior
5	Damon Ollison II	6'0	215	Ath	Junior
6	Alvin Stallworth	6'0	195	DB	Junior
7	Mike Hayden	5'10	180	DB	Junior
8	Joey Mercury	6'0	175	DB	Senior
9	Amir Stewart	5'11	185	WR/DB	Junior
10	Shane Hamm	5'11	190	QB	Junior
11	Kharion Davis	5'11	170	WR/DB	Junior
12	Will Harrison	6'3	170	DB	Senior
13	Shawn Parnell	6'0	175	WR	Sophomore
14	Jared Mealy	6'0	180	WR	Senior
15	Tyson Grimm	6'3	185	WR	Sophomore
16	Owen McDermott	5'7	165	WR/DB	Senior
17	Darryl Peterson	6'3	235	OLB	Junior
18	Ernest Witcher III	5'11	220	FB/DL	Senior
19	Ja'Sean Cogburn	5'8	160	WR/DB	Senior
20	David Vincent	5'10	190	RB	Sophomore
21	Victor Dawson	5'11	200	RB/DB	Junior
22	Dylan Snyder	6'1	170	WR/DB	Junior
23	Anthony Threadgill	6'0	190	LB	Senior
24	Cordell Cobb	5'9	170	WR/DB	Senior
25	Mikal Bass	5'8	160	RB	Senior
26	Montrell Jamison	6'0	180	WR/DB	Senior
27	Mason Jenkins	6'0	175	DB	Senior
28	Ressieo Kirksey	5'10	190	RB/LB	Sophomore
29	AJ Brown	5'11	175	DB	Junior
30	De'Vonta Baskerville	5'11	175	RB/DB	Sophomore
31	Landon Ladany	6'3	185	QB	Sophomore
32	Lamar Sperling	5'10	170	RB/DB	Freshman
33	Chances Carter-Hill	6'3	215	DE	Junior
34	Caleb Kepler	5'10	200	FB/LB	Sophomore
35	Mason Ferrer	6'0	170	WR/DB	Sophomore
36	Dovion Keys	5'9	150	DB	Sophomore
37	Marquette Fikes	5'11	190	DB	Junior

#	Name	Height	Weight	Position	Class
38	Reed Forney	6'3	205	DE	Junior
40	Cam Mizer	5'11	215	FB/DL	Senior
42	Bryce Sisak	6'1	230	FB/LB	Sophomore
44	Grant Gainer	6'2	220	FB/LB	Junior
45	Jack Nelson	6'1	205	DL/TE	Sophomore
46	Jermaine James	5'10	180	RB/DB	Freshman
47	David Lacey	5'9	170	DL/TE	Sophomore
48/50	Thomas Harvey	6'4	235	OL	Senior
51	Luke Petit	6'3	240	OL/DL	Junior
52	Jason Martin III	5'11	235	OL/DL	Freshman
55	Colton Burkhart	6'1	265	OL/DL	Sophomore
56	Sey'veon Griffin	5'10	220	OL/DL	Sophomore
58	Sawyer Srinivasan	5'11	215	OL/DL	Senior
59	Chris Campbell	6'0	265	OL/DL	Sophomore
60	Michael Noe	6'2	215	OL/DL	Sophomore
61	Aiden Goostree	6'0	220	OL/DL	Senior
63	Zach Courtemanche	6'4	280	OL	Senior
64	Sam Henderson	6'4	225	TE/DE	Junior
65	Jake Burns	6'2	295	OL/DL	Senior
71	Drew Pasadyn	6'2	240	OL/DL	Junior
72	Keyshawn Haynes	6'1	310	OL/DL	Sophomore
73	William Luli	6'1	250	OL	Sophomore
75	Walter Ganous	6'5	340	OL/DL	Senior
77	Trent Gorton	6'5	250	OL/DE	Sophomore
79	Julian Schieman	6'4	270	OL	Junior
80	Connor Sams	6'3	170	WR	Sophomore
81	James Tassello	6'2	180	WR	Junior
82	Prince Smith	5'8	145	WR/DB	Sophomore
83	Davion Jennings	5'10	140	WR/DB	Sophomore
84	Ben Nichols	5'10	155	WR/DB	Sophomore
85	Zaire Christian-Hill	5'9	140	WR/DB	Sophomore
86	Bransin McGinnis	5'10	150	WR/DB	Sophomore
87	Caden Clark	6'5	255	TE/DE	Senior
88	Solomon Clemens	6'2	170	WR/DB	Junior
89	Brandon Egerson	5'10	145	WR/DB	Sophomore
99	Charlie Durkin	5'11	175	K	Sophomore



# SAINT IGNATIUS DEPTH CHART

*\* Depth chart subject to change on gameday*

## OFFENSE

QB	10	Griffin Hanna	Sr.	6'2"	180
	7	Jaxon French	So.	6'0"	170
RB	25	James Crosby	Sr.	5'8"	171
	34	Jack Welcsh	Sr.	6'0"	201
TE	80	Sam Daugstrup	Sr.	6'5"	245
	42	Jake Lang	Sr.	6'3"	195
WR	8	Connor Cmiel	Sr.	6'2"	190
WR	5	Henry Cook	Sr.	5'10"	170
WR	16	Jack Dunstan	Jr.	5'11"	150
	12	Alec LaSpina	Jr.	6'0"	167
LT	71	Nick Schwitzgebel	Sr.	6'3"	293
	79	Ben Kormos	Sr.	6'6"	270
LG	66	Gus Salopek	Jr.	6'5"	240
	50	Matthew Kall	Sr.	6'1"	271
C	52	Ashton Montgomery	So.	6'2"	295
	64	Tony Georges	Sr.	6'2"	290
RG	70	Owen Keane	Sr.	6'3"	290
	50	Matthew Kall	Sr.	6'1"	271
RT	64	Tony Georges	Sr.	6'2"	290
	79	Ben Kormos	Sr.	6'6"	270

## DEFENSE

DE	97	Anthony Gerace	Sr.	6'2"	245
	45	Aidan Hubbard	Jr.	6'4"	218
NT	62	Rico Levert	Sr.	6'0"	248
	97	Anthony Gerace	Sr.	6'2"	245
DE	63	Bennett Adler	Jr.	6'3"	210
	92	Jaylyn Norris	Jr.	5'10"	223
OLB	44	Michael McNamara	Sr.	6'2"	220
	51	Connor Francz	Sr.	6'3"	220
MLB	48	Aidan Conway	Jr.	6'2"	215
	54	Aidan Crummie	Sr.	6'1"	210
OLB	45	Aidan Hubbard	Jr.	6'4"	218
	37	Nick Velotta	Jr.	6'0"	210
CB	8	Connor Cmiel	Sr.	6'2"	190
	28	Charlie Kinzel	Sr.	5'10"	152
SS	14	Andrew Chime	Jr.	6'0"	181
	33	Michael Corte	Sr.	6'3"	175
SS	19	Emmett Hanna	Jr.	6'2"	200
	46	Braeden Lair	So.	5'11"	180
FS	22	Merick Hartley	Sr.	5'10"	180
	14	Andrew Chime	Jr.	6'0"	181
CB	3	Erik Daugenti	Sr.	6'1"	170
	21	Chris Snyder	Jr.	6'1"	168

## PRONUNCIATION GUIDE

#3 Erik Daw-JEN-tee	#37 Nick VA-lott-tah
#8 Connor Kah-MEEL	#51 Connor FRANZ
#10 Pat CANE	#54 Aidan CRUMMY
#16 Jack DONE-stan	#62 Rico Le-VERT
#22 MARE-ick HEART-lee	#66 Gus SALL-oh-peck
#24 Domenic FAYB	#70 Owen CANE
#29 Dominic	#71 Nick SCH-witz-ga-bel
Dee-ven-JENN-see	#79 Ben CORE-mos
#33 Michael COURT	#80 Sam DOG-strup
#34 Jack WELSH	#97 Anthony Ger-RACE-ee

## SPECIAL TEAMS

KO	6	Declan Mangan	Jr.	5'11"	165
FG	4	Rory McConville	Sr.	5'10"	165
	6	Declan Mangan	Jr.	5'11"	165
PAT	4	Rory McConville	Sr.	5'10"	165
P	6	Declan Mangan	Jr.	5'11"	165
H	5	Henry Cook	Sr.	5'10"	170
LS	63	Bennett Adler	Jr.	6'3"	210
PR	5	Henry Cook	Sr.	5'10"	170
	9	Michael Morgan	Jr.	5'10"	150
KR	8	Connor Cmiel	Sr.	6'2"	190
	9	Michael Morgan	Jr.	5'10"	150
	29	Dominic DeVengencie	Sr.	5'10"	165



## Cleveland.com Top 25

1. (1) Archbishop Hoban (2-0)
2. (2) Mentor (2-0)
3. (4) St. Edward (1-1)
- 4. (3) Saint Ignatius (1-1)**
5. (5) Kenston (2-0)
6. (8) Solon (2-0)
7. (9) Euclid (2-0)
8. (7) Wadsworth (2-0)
9. (10) Avon (2-0)
10. (11) Avon Lake (1-1)
11. (12) Perry (2-0)
12. (13) Aurora (2-0)
13. (14) Benedictine (2-0)
14. (15) Kirtland (2-0)
15. (17) Strongsville (2-0)
16. (18) Medina (2-0)
17. (21) Mayfield (2-0)
18. (23) Stow (2-0)
19. (6) Barberton (1-1)
20. (19) Cleveland Heights (1-1)
21. (-) Brunswick (2-0)
22. (16) Chardon (1-1)
23. (24) St. Vincent-St. Mary (1-1)
24. (25) Valley Forge (2-0)
25. (-) Revere (2-0)

## This Day in History

Games .....12  
 First Game .....1952  
 Most Recent Game.....2014  
 Saint Ignatius Wins.....10  
 Last Saint Ignatius Win.....2014  
 Saint Ignatius Losses.....2  
 Last Saint Ignatius Loss.....1974  
 Ties.....0  
 Largest Margin of Victory  
 Saint Ignatius.....38, 1963 vs. Parma  
 Opponents...9, 1957 vs. Cathedral Latin

## Games on Sept. 13 (10-2):

1952	vs. Cathedral Latin	W	13-7
1957	vs. Cathedral Latin	L	0-9
1963	vs. Parma	W	58-20
1968	vs. Cathedral Latin	W	21-20
1974	vs. St. Edward	L	3-7
1980	vs. Cleveland Heights	W	14-0
1985	vs. Cleveland Heights	W	21-14
1991	vs. Cleveland Heights	W	24-6
2002	vs. Massillon Washington	W	29-21
2003	vs. Shaker Heights	W	56-29
2008	vs. Mentor	W	28-14
2014	vs. St. Joseph Prep (PA)	W	42-34

## Joe Eitel, Division I, Region 1

	Rank	W-L	Mailing City	School	Avg	Level 1	L2	L2 divisor	Last playoff
1	1	2-0	Mentor	Mentor	7.8000	13.0	13.0	100	2018
2	2	2-0	Brunswick	Brunswick	6.8500	12.5	6.0	100	2014
3	3	2-0	Medina	Medina	6.8000	12.5	5.5	100	2016
4	4t	2-0	Solon	Solon	6.5500	12.0	5.5	100	2018
5	4t	2-0	Stow	Stow-Munroe Falls	6.5500	11.0	10.5	100	2017
6	6	2-0	Canton	Canton McKinley	6.3500	11.5	6.0	100	2018
7	7	2-0	Strongsville	Strongsville	6.2500	12.5	0.0	100	2018
8	8	2-0	Euclid	Euclid	5.7500	11.5	0.0	99	2018
9	9	1-1	Cleveland	Saint Ignatius	3.9000	6.5	6.5	100	2018
10	10t	1-1	Elyria	Elyria	3.6000	6.0	6.0	100	2015
11	10t	1-1	Shaker Heights	Shaker Heights	3.6000	6.0	6.0	100	2013
12	12t	1-1	Canton	GlenOak	3.2500	6.5	0.0	100	2016
13	12t	1-1	Lakewood	St Edward	3.2500	6.5	0.0	100	2018
14	14t	1-1	Cleveland Heights	Cleveland Heights	2.7500	5.5	0.0	100	2015
15	14t	1-1	Massillon	Jackson	2.7500	5.5	0.0	100	2017
16	16t	0-2	Berea	Berea-Midpark	0.0000	0.0	0.0	100	2015
17	16t	0-2	Lorain	Lorain	0.0000	0.0	0.0	100	2017
18	16t	0-2	Newark	Newark	0.0000	0.0	0.0	100	2005

## Statewide Division I AP Poll

*The first AP poll will be released on September 15 following the completion of Week 3. This is the final 2018 poll.*

School	Last Wk.	1st votes	Record	Points
1. Colerain	(1)	22	10-0	256
2. Mentor	(2)	4	9-1	218
3. Hilliard Davidson	(3)	-	9-1	182
4. Clayton Northmont	(5)	-	9-1	171
5. Reynoldsburg	(9)	-	9-1	119
6. Dublin Coffman	(8)	-	9-1	111
<b>7. Saint Ignatius</b>	<b>(-)</b>	<b>-</b>	<b>8-2</b>	<b>106</b>
8. Pickerington Cent.	(10)	-	8-2	60
9. St. Edward	(T-6)	-	6-3	39
10. Euclid	(-)	-	8-2	38

## USA TODAY Super 25 Regional Football Rankings

### MIDWEST

Illinois, Indiana, Iowa, Kansas, Kentucky, Michigan, Minnesota, Missouri, Nebraska, North Dakota, Ohio, South Dakota, West Virginia and Wisconsin

1. (2) Akron Archbishop Hoban (2-0)
2. (3) Trinity (Louisville, KY) (3-0)
3. (1) Pickerington Central (Columbus, OH) (2-0)
4. (5) Muskegon (MI) (2-0)
5. (10) Mentor (OH) (2-0)
6. (4) Muskego (WI) (3-0)
7. (8) Eden Prairie (MN) (2-0)
8. (9) East St. Louis (IL) (2-0)
9. (-) De Smet Jesuit (St. Louis, MO) (2-0)
10. (-) St. Xavier (OH) (2-0)

## WILDCATS LOOK TO END HOBAN'S LENGTHY WIN STREAK

Over the last four seasons, Archbishop Hoban has dominated Northeast Ohio. The Knights have won four state championships – two in Division II, two in Division III. Only three teams have defeated the Knights since 2015.

The last team to do so? The Saint Ignatius Wildcats. Since the Wildcats bested the Knights on August 24, 2017, Hoban has won 31 straight games.

A strong all-around effort will be needed to topple the Knights and end the winning streak.

Hoban enters with a 2-0 record, outscoring its two foes by a combined score of 91-12. The Wildcats bring in a 1-1 mark, fresh off a tough 38-31 defeat at Mentor due to a 21-0 Cardinals run.

### SAINT IGNATIUS OFFENSE VS. HOBAN DEFENSE

The #1 key for the Wildcats vs. the Knights? Get Connor Cmiel the ball.

Both Loyola Academy and Mentor blanketed Cmiel in double coverage, but he still found a way to haul in lengthy passes of 80 and 47 yards. Cmiel also made a huge impact on special teams with two touchdown returns, showcasing his speed and elusiveness.

Quarterback Griffin Hanna will be looking for Cmiel early and often. Hanna enjoyed success on the ground with a rushing score and some scrambles, but was limited to 105 passing yards. Hanna showcased grit by fighting through big hits.

Tight ends Sam Daugstrup and Jake Lang will also be important in the passing game, as will wideout Henry Cook. All three are good blockers, too.

Running back Jack Welch reached the century mark with 100 rushing yards last week, and he'll look to repeat the feat. James Crosby also played well, displaying his will in fighting through tackles.

Hoban will likely combat the Wildcats with a 3-4 philosophy. The Knights typically have three linemen in the 3-point stance with two linebackers at the line of scrimmage. Two other players typically stand 5 yards back as 'backers. Hoban's front 6-7 will adjust based on the strong side.

Michigan State commit Devin Hightower is the top playmaker on D. Last week, Hightower picked off a pass and took it 32 yards to the house.

As far as coverages, Hoban usually employs a base of Cover 2 (corners in the flats, linebackers in the middle, two deep safeties). To switch things up, Hoban will play Cover 6 (a variation of Cover 2 with a corner and safety covering one half of the field and a safety responsible for the other half) and the occasional man coverage scheme.

Hoban does like to blitz, so the Wildcats' offensive line will have to be smart in pass protection.

### SAINT IGNATIUS DEFENSE VS. HOBAN OFFENSE

Few offenses in Ohio have the combination of star

power and brilliant schemes that Hoban boasts.

Shane Hamm returns for his third season as the starting quarterback, winning every start since the first of his career in 2017 against the Wildcats. The 5'11, 190 pound signalcaller did not play Saint Ignatius last season. Equally adept at throwing and running, Hamm is a great dual-threat QB.

Deamonte Trayanum may just be one of the best backs in the state, if not the nation. The 6'3, 230-pound Arizona commit found the end zone on rushes of 25, 35, 64, and 73 yards vs. Mooney. The senior is a strong runner who rarely goes down on first contact. His speed is deadly, too.

Caden Clark may be the team's best utility player. The Alabama commit can line up in the slot, line of scrimmage, or as an H-back. Hoban uses him on screens, short passes, deep balls, and as a blocker.

Brayden Fox is a deadly deep threat. The 6'3, 205-pound junior burned both Harrisburg and Mooney on long balls, using his size to leap over opposing defensive backs.

Other wideouts to watch include Jared Mealy and Kharion Davis, as Hoban does not lack for speed or catching ability at wide receiver.

Hoban's offensive line is young, but quite effective. The guards often pull on run plays, punishing opponents with bruising blocking. The unit has gelled well so far.

Hoban's playbook mixes old and new. The base offense is a spread, running out of the shotgun with 4-5 wideouts. But Hoban will use a wishbone (2 H-backs, 1 halfback) or the Maryland I formation (2 fullbacks, 1 deep back).

The Wildcats will counter with the 3-3-5 defense, though the Wildcats will have creative new looks.

Bennett Adler, Anthony Gerace, and Rico Levert have done well on the defensive line this year. Adler, in particular, is enjoying a breakout start to the season.

The big news for the defense is the return of Michael McNamara. The captain is a critical cog of the defense at linebacker. His return is big news.

Aidan Conway, Aidan Hubbard and Nick Velotta have held the line in his absence. All three will remain heavily involved in the game plan.

The secondary did well last week, with Charlie Kinzel leading the way with an interception and a key pass breakup. Free safety Merick Hartley is also off to a great start.

### SPECIAL TEAMS

Declan Mangan will lead the Wildcats' kicking game this week. All eyes will be on Cmiel after his big week, but Hoban will likely avoid him.

Charlie Durkin will handle Hoban's kicking game.

## IN AN INSTANT CLASSIC, THE CARDS OUTLAST THE CATS

In what might have been the final game between legendary Northeast Ohio coaches Steve Trivisonno and Chuck Kyle '69, the Cardinals squeaked by with a win in a thrilling ballgame that lasted nearly three hours.

While Saint Ignatius entered the fourth quarter with a lead, Mentor scored 21 points in the final stanza to best the Wildcats, 38-31, on Friday at Jerome T. Osborne Sr. Stadium in a game that many will remember for a while.

The loss undoubtedly stings for the Wildcats, sending the team to 1-1 on the year. But positives abound from the win. Most notably, Connor Cmiel delivered one of the most thrilling performances by a Wildcat in recent memory.

The game featured wall-to-wall action from start to finish. The excitement began nearly immediately, on Mentor's second drive of the game. The Cardinals tossed an interception to Charlie Kinzel. Just a couple of minutes later, the Wildcats found a way to get a touchdown. Nick Schwitzgebel fell on a loose ball in the end zone, giving Saint Ignatius the lead.

The Cardinals did not take long to respond. Mentor QB Ian Kipp found a seam on the first play of the drive and exploited it for a 70-yard gain. A couple of plays later, Mentor's talented running back Brian Trobel found paydirt on a short touchdown run.

On the ensuing kickoff, Cmiel took a kickoff to the house, as he was barely, if ever, touched en route to an 85-yard return. The Cats led, 13-7.

Mentor's offense answered the call to score. Trobel punished his way to paydirt, firing up the middle and breaking tackles en route on a 16-yard run.

Following a stalled Wildcats' drive, Mentor marched down the field. The Cardinals settled for a 33-yard field goal, extending their lead to 17-13 with 9:10 left.

The Wildcats responded with a punishing, physical drive. Relying on Jack Welcsh, the Wildcats marched down the field. Griffin Hanna carried the ball into the end zone on a 1-yard designed quarterback run to end it. The Wildcats decided to go for two, and Hanna passed to Lang for a 21-17 lead, which stood at half.

On the opening kickoff of the second half, Mentor kicked to Cmiel. The senior found a seam, made a man miss, and found the end zone. However, the great return was negated by a penalty.

Nevertheless, the Wildcats got 3 points, as Declan Mangan hit a 20-yard field goal.

On Mentor's next drive, a third-down sack by Bennett Adler forced a Mentor field goal. Once again, the Saint Ignatius special teams stepped up. Merick Hartley blocked the kick and the ball found Cmiel. He dashed down the Saint Ignatius sidelines past an unsuspecting

Mentor special teams unit, dashing 80 yards to paydirt.

After the extra point, the Wildcats led by two scores, 31-17. It stayed that way until the fourth.

Facing fourth and goal from the 1-yard line early in the fourth, Mentor turned to Trobel. The senior bounced off a would-be tackler and forced his way into the end zone. The clutch run started Mentor's 21-0 run.

Just two minutes later, Mentor tied the game after a Saint Ignatius turnover. Trobel pounded the rock in from the 5-yard line to make the Wildcats pay. With 9:16 to play, the game hung in the balance.

After an unsuccessful Wildcats' drive, Mentor scored on its third straight drive. At the end of an 8-play, 67-yard drive, Kipp scored his first touchdown of the day. The junior pushed his way into the end zone from two yards out, giving the hosts a 38-31 lead.

On the ensuing Wildcats' drive, Griffin Hanna took a big hit on a huge sack by the Cardinals, forcing him out of the game. Hanna was examined and cleared, but the Wildcats could not convert a 3rd and 12 without him in the game. The Cats punted it back to the Cards.

Mentor managed to pick up two first downs before the Saint Ignatius defense shut them down. Burning the team's remaining two timeouts, the Wildcats stopped the Cardinals on third and fourth downs on an Emmett Hanna tackle of Trobel and a Charlie Kinzel pass deflection.

With 45 seconds to play and no timeouts from the Saint Ignatius 31-yard line, the Wildcats faced quite a challenge.

On the first play of the drive, Cmiel made a huge appearance. The senior caught a pass from Hanna and rallied 47 yards down the field. Suddenly, the Wildcats had 1st and 10 from the Mentor 22-yard line.

After an incompletion, Hanna lofted a pass to Jake Lang in the end zone on the nearside boundary. Lang hauled in the pass, but his knee touched the white line before he had full possession. The Wildcats' fans did not like the outcome, but the official made the correct call. Lang was out of bounds, though not by much. A few inches, and Lang scores a game-saving touchdown. (And, yes, the Wildcats would have gone for two instead of trying to tie it, Coach Kyle said.)

On the next play, Hanna found Welcsh for a beautiful completion inside the 10-yard line. Alas, the referee threw a flag for a holding call on the right side of the Wildcats' line. The devastating penalty spelled the death knell of the comeback, pushing the Cats back to the Mentor 40-yard line. The last pass of the game fell incomplete on the turf thanks to a stiff pass rush.

The Cardinals walked out of the JTO with the 38-31 win, dropping the Cats to 1-1.



# MENTOR STATS / DOWED FIELD

## Week Two:

**Mentor: 38 Saint Ignatius: 31**

**Friday, September 6, 2019**

Score by Quarters	1	2	3	4	Total
Saint Ignatius	13	8	10	0	31
Mentor	14	3	0	21	38

### 1st Quarter

05:06 SIHS - Schwitzgebel 0 yd fumble recovery (kick blocked)

04:19 MENT - Trobel 2 yd run (Smith kick)

04:06 SIHS - Cmiel 85 yd kickoff return (McConville kick)

02:25 MENT - Trobel 16 yd run (Smith kick)

### 2nd Quarter

09:10 MENT - Smith 33 yd field goal

03:50 SIHS - Hanna 1 yd run (Lang pass from Hanna)

### 3rd Quarter

07:28 SIHS - Mangan 20 yd field goal

05:04 SIHS - Cmiel 80 yd blocked FG return (Mangan kick)

### 4th Quarter

11:32 MENT - Trobel 1 yd run (Smith kick)

09:18 MENT - Trobel 5 yd run (Smith kick)

05:29 MENT - Kipp 2 yd run (Smith kick)

	SIHS	MENT
FIRST DOWNS	12	20
RUSHES-YARDS (NET)	34-128	42-266
PASSING YDS (NET)	103	174
Passes Att-Comp-Int	18-7-1	25-12-1
TOTAL PLAYS-YARDS	52-231	67-440
Fumble Returns-Yards	0-0	0-0
Punt Returns-Yards	2-17	3-17
Kickoff Returns-Yards	5-174	3-56
Interception Returns-Yards	1-0	1-21
Punts (Number-Avg)	5-30.8	3-38.0
Fumbles-Lost	4-1	0-0
Penalties-Yards	8-100	3-36
Possession Time	24:17	23:43
Third-Down Conversions	2 of 11	3 of 10
Fourth-Down Conversions	1 of 1	1 of 2
Red-Zone Scores-Chances	3-3	6-7
Sacks By: Number-Yards	3-14	2-13

RUSHING: Saint Ignatius- Welcsh 19-100; Crosby 5-23; Cmiel 2-5; Hanna 8-0; Schwitzgebel 0-0.

Mentor- Kipp 14-137; Trobel 27-130; Floriea 1-(-1)

PASSING: Saint Ignatius- Hanna 6-16-0-105; French 1-1-0-(-2); Cmiel 0-1-1-0

Mentor- Kipp 12-25-1-174

RECEIVING: Saint Ignatius- Cook 2-20; Welcsh 2-11; Cmiel 1-47; Lang 1-18; Daugstrup 1-7

Mentor- Floriea 7-127; Baird 2-31; Luke 2-13; Vernon 1-3

INTERCEPTIONS: Saint Ignatius- Kinzel 1-0

Mentor- Paglio 1-21

FUMBLES: Saint Ignatius- Hanna 2-1; Cook 1-0; Cmiel 1-0

Mentor- None

Jerome T. Osborne Sr. Stadium

Kickoff time: 7 PM • End of Game: 9:50 PM •

Total elapsed time: 2:50

Weather: Warm, partly cloudy

## DOWED FIELD at Archbishop Hoban



**557 Inman St., Akron, OH**

**Built: 1955**

**Most Recent Renovation: 2013**

**Playing Surface: Artificial Turf**

**Seating Capacity: 2,500**

**Record at Dowed Field: 1-0**

Dowed Field will be the location of the third game of the season for the Wildcats, as they will battle the Knights on Friday, September 13. This is just the fourth meeting all-time between the two schools.

The field is named after Monsignor Richard Dowed, who had convinced Archbishop Edward Hoban of the need for the school in 1953, and obtained the land that is now used as the school's campus. Dowed's impact on the school was so great that there is award given out every year in his honor to the student in each grade level who best exemplifies the ideals of service, spirit, and leadership.

In 2013 the turf was redone in order to feature Hoban's newly designed logo, and new goalposts were put into place. The field is home to the football team, as well as the boys and girls soccer, lacrosse, and track and field teams.

The Knights have had plenty of success in recent years, as the football team has captured four straight OHSA state championships. Under head coach Tim Tyrell, the Knights won Division III titles in 2015 and 2016 before moving up to Division II and winning crowns in 2017 and 2018.

The Knights will look to tie the Wildcats' record of five consecutive state championships this year. Hoban will be competing in Division II this season for the third year in a row.

# LAST SEASON'S GAME

## Week One:

**Archbishop Hoban: 21 Saint Ignatius: 14**  
**Saturday, August 25, 2018**

Score by Quarters	1	2	3	4	Total
Archbishop Hoban	0	7	7	7	21
Saint Ignatius	0	7	0	7	14

### 2nd Quarter

09:31 AH - Blanchard 21 yd pass from Mick (Branham kick)

03:14 SIHS - Welcsh 1 yd run (McConville kick)

### 3rd Quarter

06:09 AH - Trayanum 21 yd run (Branham kick)

### 4th Quarter

10:19 AH - Trayanum 43 yd run (Branham kick)

04:19 SIHS - Delahunty 9 yd run (McConville kick)

	AH	SIHS
FIRST DOWNS	18	11
RUSHES-YARDS (NET)	44-212	23-(-1)
PASSING YDS (NET)	137	213
Passes Att-Comp-Int	21-11-0	29-14-0
TOTAL OFF. PLAYS-YARDS	65-349	52-212
Fumble Returns-Yards	0-0	0-0
Punt Returns-Yards	2-7	1-4
Kickoff Returns-Yards	1-14	2-26
Interception Returns-Yards	0-0	0-0
Punts (Number-Avg)	5-38.0	7-40.4
Fumbles-Lost	1-1	1-0
Penalties-Yards	8-55	6-45
Possession Time	30:16	17:44
Third-Down Conversions	6 of 14	1 of 10
Fourth-Down Conversions	1 of 2	0 of 1
Red-Zone Scores-Chances	1-1	2-2
Sacks By: Number-Yards	6-44	2-5

RUSHING: Saint Ignatius- Welcsh 3-10; Floyd 4-7; Cmiel 1-4;  
 Delahunty 9-3; Drummond 1-(-2); Hanna 5-(-23)  
 Hoban- Trayanum 14-111; Dickerson 27-103; Campbell 1-3;  
 Mick 2-(-5)

PASSING: Saint Ignatius- Delahunty 9-19-0-174; Hanna 5-10-0-39  
 Hoban- Mick 11-21-0-137

RECEIVING: Saint Ignatius- Cmiel 6-91; Cooper 3-30;  
 Drummond 2-67; Welcsh 1-15; Biacsi 1-8; Floyd 1-2  
 Hoban- Tipton 4-58; Dickerson 4-32; Clark 2-26;  
 Blanchard 1-21

INTERCEPTIONS: None.

FUMBLES: Saint Ignatius- Delahunty 1-0  
 Hoban- Jackson 1-1

Byers Field

Kickoff time: 7 PM • End of Game: 9:35 PM •

Total elapsed time: 1:35

Weather: Partly cloudy, windy

## Wildcats open season with tough loss at home to defending state champion Hoban Knights

PARMA - The Saint Ignatius Wildcats battled until the end, but Hoban held on to win for the Knights.

The Knights drove into field goal range on their first drive, but Danny Scelza and other Cats blocked a field goal. The Wildcats took possession at the Knights' 42-yard line but could not take advantage of the opportunity. Pat Otter's punt hemmed in Hoban at its 16-yard line at the 7:02 mark of the first.

The first big play occurred with just over two minutes left in the first quarter. Patrick Delahunty found Nigel Drummond II in the flat. Drummond galloped 59 yards to place the Wildcats deep in Knights territory. The hosts could not take advantage of the opportunity. The Knights blocked a would-be 48-yard field goal with 25 seconds left in the quarter.

On Hoban's next drive, they scored with 9:31 in the second, as Jordan Mick found Matt Blanchard in the end zone for a 21-yard touchdown. After the extra point the score was 7-0.

The Wildcats and Knights traded punts. With six minutes left in the half, after a 16-yard screen pass to Jack Welcsh. Delahunty and Luke Cooper connected for 19 yards. Two plays later, Welcsh scored. Rory McConville's extra point tied the contest at seven with 3:14 left in the half.

With the wind swirling at Byers Field in the first half, the Knights turned to the ground game, using 3-back sets in the second half. Mixing in play-action passes to Caden Clark, Hoban's offense started to move down the field. Hoban finished the drive with an off-tackle run for 21 yards and six points by Deamonte Trayanum. The extra point made the score 14-7.

Early in the fourth quarter, on a 4th and 1 play, the Knights ran outside, with Trayanum rolling 43 yards to the end zone. The extra point stretched Hoban's advantage to 21-7.

A break went to the Wildcats on a punt. A Hoban player accidentally touched the punt, and the Wildcats dove to grab it. A Saint Ignatius player emerged with the ball at the 27-yard line. The Knights stood strong. Hoban blitzed and notched back-to-back sacks, preventing the Wildcats from taking advantage of the turnover.

After the Wildcats' defense forced a Hoban punt, the Wildcats' offense took over deep in its own territory with 5:30 remaining. Connor Cmiel caught four passes in a row from Delahunty to march down the field. The Wildcats completed the drive with 4:19 left. Delahunty dashed to paydirt on a 9-yard scramble up the middle for six. McConville tacked on the extra point to narrow the deficit to 21-14.

The Wildcats did well on defense. Cornerback Jett Elad and linebacker Tommy Eichenberg shined. Elad and Eichenberg finished with 10 and 8 tackles, respectively, along with a combined 4 tackles for loss.

# 2019 TEAM STATS

Team Statistics	SIHS	OPP
SCORING	58	48
Points Per Game	29.0	24.0
Points Off Turnovers	13	14
FIRST DOWNS	31	36
Rushing	15	20
Passing	13	12
Penalty	3	4
RUSHING YARDAGE	260	400
Yards gained rushing	292	451
Yards lost rushing	32	51
Rushing Attempts	65	83
Average Per Rush	4.0	4.8
Average Per Game	130.0	200.0
TDs Rushing	4	6
PASSING YARDAGE	346	294
Comp-Att-Int	23-46-2	19-49-3
Average Per Pass	7.5	6.0
Average Per Catch	15.0	15.5
Average Per Game	173.0	147.0
TDs Passing	2	0
TOTAL OFFENSE	606	694
Total Plays	111	132
Average Per Play	5.5	5.3
Average Per Game	303.0	347.0
KICK RETURNS: #-Yards	5-174	6-143
PUNT RETURNS: #-Yards	5-45	4-19
INT RETURNS: #-Yards	3-24	2-37
KICK RETURN AVERAGE	34.8	23.8
PUNT RETURN AVERAGE	9.0	4.8
INT RETURN AVERAGE	8.0	18.5
FUMBLES-LOST	4-1	2-1
PENALTIES-Yards	16-164	6-61
Average Per Game	82.0	30.5
PUNTS-Yards	10-311	9-280
Average Per Punt	31.1	31.1
Net punt average	27.2	26.1
KICKOFFS-Yards	11-647	10-454
Average Per Kick	58.8	45.4
Net kick average	36.7	22.0
TIME OF POSSESSION/Game	24:44	23:16
3RD-DOWN Conversions	8/24	7/23
3rd-Down Pct	33%	30%
4TH-DOWN Conversions	1/1	2/4
4th-Down Pct	100%	50%
SACKS BY-Yards	5-24	3-19
MISC YARDS	80	0
TOUCHDOWNS SCORED	8	6
FIELD GOALS-ATTEMPTS	1-2	2-3
ON-SIDE KICKS	0-0	0-0
RED-ZONE SCORES	(5-5) 100%	(8-10) 80%
RED-ZONE TOUCHDOWNS	(4-5) 80%	(6-10) 60%
PAT-ATTEMPTS	(5-7) 71%	(6-6) 100%
ATTENDANCE	0	0
Games/Avg Per Game	0/0	1/0
Neutral Site Games		1/0

Score by Quarters	1st	2nd	3rd	4th	OT	Total
SAINT IGNATIUS	13	15	24	6	0	58
Opponents	17	3	0	28	0	48



# 2019 RESULTS/ OFFENSE

Date	Opponent	Score	Att.
Aug 31, 2019	vs LOYOLA ACADEMY	W 27-10	0
Sept 6, 2019	at MENTOR	L 31-38	0
Aug 31, 2019	at Archbishop Hoban		
Sep 21, 2019	at DEMATHA CATHOLIC		
Sep 28, 2019	NORTH CLARKSON		
Oct 5, 2019	ROCKLEDGE, FLA		
Oct 12, 2019	at ST EDS		
Oct 19, 2019	vs ARCHBISHOP MOELLER		
Oct 26, 2019	ST. XAVIER		
Nov 2, 2019	WEST TORONTO PREP		

Rushing	gp	att	gain	loss	net	avg	td	lg	avg/g
WELCSH	2	24	148	3	145	6.0	0	28	72.5
CROSBY	2	10	51	2	49	4.9	0	12	24.5
SIMCAK	1	10	42	3	39	3.9	1	8	39.0
HANNA	2	17	44	21	23	1.4	2	8	11.5
CMIEL	2	2	7	2	5	2.5	0	7	2.5
Total	2	65	292	32	260	4.0	4	28	130.0
Opponents	2	83	451	51	400	4.8	6	70	200.0

Passing	gp	effic	comp-att-int	pct	yds	td	lg	avg/g
HANNA	2	129.84	22-43-1	51.2	348	2	80	174.0
FRENCH	2	41.60	1-2-0	50.0	-2	0	0	-1.0
CMIEL	2	-200.00	0-1-1	0.0	0	0	0	0.0
Total	2	118.83	23-46-2	50.0	346	2	80	173.0
Opponents	2	76.93	19-49-3	38.8	294	0	52	147.0

Receiving	gp	no.	yds	avg	td	lg	avg/g
COOK	2	7	79	11.3	1	26	39.5
FABE	1	4	36	9.0	0	11	36.0
CMIEL	2	3	140	46.7	1	80	70.0
WELCSH	2	3	24	8.0	0	13	12.0
LANG	2	2	44	22.0	0	26	22.0
DAUGSTRUP	2	2	23	11.5	0	16	11.5
SIMCAK	1	2	0	0.0	0	0	0.0
Total	2	23	346	15.0	2	80	173.0
Opponents	2	19	294	15.5	0	52	147.0

Field Goals	fg	pct.	01-19	20-29	30-39	40-49	50-99	lg	blk
MANGAN	1-2	50.0	0-0	1-1	0-0	0-0	0-1	20	0

Scoring	td	fg	kick	rush	rcv	pass	dxp	saf	pts
CMIEL	3	-	-	-	-	-	-	-	18
HANNA	2	-	-	-	-	1-1	-	-	12
SIMCAK	1	-	-	-	-	-	-	-	6
SCHWITZGEBEL	1	-	-	-	-	-	-	-	6
COOK	1	-	-	-	-	-	-	-	6
MCCONVILLE	-	-	4-6	-	-	-	-	-	4
MANGAN	-	1-2	1-1	-	-	-	-	-	4
LANG	-	-	-	-	1	-	-	-	2
Total	8	1-2	5-7	-	1	1-1	-	-	58
Opponents	6	2-3	6-6	-	-	-	-	-	48

Score by Quarters	1st	2nd	3rd	4th	OT	Total
SAINT IGNATIUS	13	15	24	6	0	58
Opponents	17	3	0	28	0	48

Record:	Overall	Home	Away	Neutral
All games	1-1	0-0	0-1	1-0
Conference	0-0	0-0	0-0	0-0
Non-Conference	1-1	0-0	0-1	1-0

Team Statistics	SIHS	OPP
FIRST DOWNS	31	36
Rushing	15	20
Passing	13	12
Penalty	3	4
RUSHING YARDAGE	260	400
Rushing Attempts	65	83
Average Per Rush	4.0	4.8
Average Per Game	130.0	200.0
TDs Rushing	4	6
PASSING YARDAGE	346	294
Comp-Att-Int	23-46-2	19-49-3
Average Per Pass	7.5	6.0
Average Per Catch	15.0	15.5
Average Per Game	173.0	147.0
TDs Passing	2	0
TOTAL OFFENSE	606	694
Average Per Play	5.5	5.3
Average Per Game	303.0	347.0
KICK RETURNS: #Yards	5-174	6-143
PUNT RETURNS: #Yards	5-45	4-19
INT RETURNS: #Yards	3-24	2-37
FUMBLES-LOST	4-1	2-1
PENALTIES-Yards	16-164	6-61
PUNTS-AVG	10-31.1	9-31.1
TIME OF POSSESSION/Game	24:44	23:16
3RD-DOWN Conversions	8/24	7/23
4TH-DOWN Conversions	1/1	2/4

Interceptions	no.	yds	avg	td	lg
KINZEL	1	0	0.0	0	0
WELCSH	1	0	0.0	0	0
DAUGENTI	1	24	24.0	0	24

Punting	no.	yds	avg	lg	tb	fc	i20	50+	blk
MANGAN	10	311	31.1	40	1	1	2	0	0

Punt Returns	no.	yds	avg	td	lg
COOK	3	22	7.3	0	10
E HANNA	1	15	15.0	0	0
DEVENGENCE	1	8	8.0	0	8
CMIEL	0	0	0.0	0	0
Total	5	45	9.0	0	10
Opponents	4	19	4.8	0	8

Kick Returns	no.	yds	avg	td	lg
CMIEL	3	151	50.3	1	85
SPEAR	1	3	3.0	0	3
MORGAN	1	20	20.0	0	20
Total	5	174	34.8	1	85
Opponents	6	143	23.8	0	49

All Purpose	g	rush	rcv	pr	kr	ir	total	avg/g
CMIEL	2	5	140	0	151	0	376	188.0
WELCSH	2	145	24	0	0	0	169	84.5
COOK	2	0	79	22	0	0	101	50.5
CROSBY	2	49	0	0	0	0	49	24.5
LANG	2	0	44	0	0	0	44	22.0
Total	2	260	346	45	174	24	929	464.5
Opponents	2	400	294	19	143	37	893	446.5

Total Offense	g	plays	rush	pass	total	avg/g
HANNA	2	60	23	348	371	185.5
WELCSH	2	24	145	0	145	72.5
CROSBY	2	10	49	0	49	24.5
SIMCAK	1	10	39	0	39	39.0
CMIEL	2	3	5	0	5	2.5
Total	2	111	260	346	606	303.0
Opponents	2	132	400	294	694	347.0

# 2019 DEFENSIVE STATS

#	Defensive Leaders	gp	Tackles				Sacks	Pass defense			Fumbles		blkd	
			ua	a	tot	tfl/yds		int-yds	brup	qbh	rcv-yds	ff	kick	saf
48	CONWAY	2	12	3	13.5	2.0-8	1.0-6	.	.	.	.	.	.	.
34	WELCSH	2	8	4	10.0	0.5-1	.	1-0	.	.	.	.	.	.
45	HUBBARD	2	9	2	10.0	.	.	.	.	1	1-0	.	.	.
22	HARTLEY	2	6	5	8.5	0.5-1	.	.	1	.	.	.	1	.
37	VELOTTA	2	4	8	8.0	3.0-9	0.5-3	.	1	.	.	1	.	.
51	FRANCZ	2	7	2	8.0	1.0-4	.	.	.	.	.	.	.	.
3	DAUGENTI	2	6	2	7.0	0.5-0	.	1-24	3	.	.	.	.	.
63	ADLER	2	5	3	6.5	2.5-7	1.5-6	.	.	.	.	.	.	.
19	E HANNA	2	5	2	6.0	.	.	.	1	.	.	.	1	.
97	GERACE	2	4	3	5.5	3.0-11	1.5-7	.	.	.	.	.	.	.
14	CHIME	2	4	2	5.0	.	.	.	.	.	.	.	.	.
28	KINZEL	2	4	.	4.0	.	.	1-0	2	.	.	.	.	.
91	LASPINA	1	2	1	2.5	.	.	.	.	.	.	.	.	.
62	LEVERT	2	1	2	2.0	0.5-2	0.5-2	.	.	.	.	.	.	.
35	MATHEWS	2	2	.	2.0	.	.	.	.	.	.	.	.	.
21	SNYDER	1	2	.	2.0	.	.	.	.	.	.	.	.	.
46	LAIR	1	1	1	1.5	.	.	.	.	.	.	.	.	.
8	CMIEL	2	1	.	1.0	.	.	.	.	.	.	.	.	.
54	CRUMMIE	1	.	1	0.5	0.5-1	.	.	.	.	.	.	.	.
33	CORTE	1	.	1	0.5	.	.	.	.	.	.	.	.	.
70	KEANE	1	.	.	.	.	.	.	1	.	.	.	.	.
Total		2	83	42	104.0	14-44	5-24	3-24	9	1	1-0	1	2	.
Opponents		2	75	5	77.5	8-27	3-19	2-37	2	.	1-0	.	2	.

Rushing	gp	att	gain	loss	net	avg	td	lg	avg/g
WELCSH	2	24	148	3	145	6.0	0	28	72.5
CROSBY	2	10	51	2	49	4.9	0	12	24.5
SIMCAK	1	10	42	3	39	3.9	1	8	39.0
HANNA	2	17	44	21	23	1.4	2	8	11.5
CMIEL	2	2	7	2	5	2.5	0	7	2.5
SCHWITZGEBEL	1	0	0	0	0	0.0	1	0	0.0
TEAM	2	2	0	1	-1	-0.5	0	0	-0.5
Total	2	65	292	32	260	4.0	4	28	130.0
Opponents	2	83	451	51	400	4.8	6	70	200.0

Passing	gp	effic	comp-att-int	pct	yds	td	lg	avg/g
HANNA	2	129.84	22-43-1	51.2	348	2	80	174.0
FRENCH	2	41.60	1-2-0	50.0	-2	0	0	-1.0
CMIEL	2	-200.00	0-1-1	0.0	0	0	0	0.0
Total	2	118.83	23-46-2	50.0	346	2	80	173.0
Opponents	2	76.93	19-49-3	38.8	294	0	52	147.0

Receiving	gp	no.	yds	avg	td	lg	avg/g
COOK	2	7	79	11.3	1	26	39.5
FABE	1	4	36	9.0	0	11	36.0
CMIEL	2	3	140	46.7	1	80	70.0
WELCSH	2	3	24	8.0	0	13	12.0
LANG	2	2	44	22.0	0	26	22.0
DAUGSTRUP	2	2	23	11.5	0	16	11.5
SIMCAK	1	2	0	0.0	0	0	0.0
Total	2	23	346	15.0	2	80	173.0
Opponents	2	19	294	15.5	0	52	147.0

Punt Returns	no.	yds	avg	td	lg
COOK	3	22	7.3	0	10
E HANNA	1	15	15.0	0	0
DEVENGENCIE	1	8	8.0	0	8
CMIEL	0	0	0.0	0	0
Total	5	45	9.0	0	10
Opponents	4	19	4.8	0	8

Interceptions	no.	yds	avg	td	lg
KINZEL	1	0	0.0	0	0
DAUGENTI	1	24	24.0	0	24
WELCSH	1	0	0.0	0	0
Total	3	24	8.0	0	24
Opponents	2	37	18.5	0	21

Kick Returns	no.	yds	avg	td	lg
CMIEL	3	151	50.3	1	85
MORGAN	1	20	20.0	0	20
SPEAR	1	3	3.0	0	3
Total	5	174	34.8	1	85
Opponents	6	143	23.8	0	49

Fumble Returns	no.	yds	avg	td	lg
CMIEL	0	0	0.0	1	0
Total	0	0	0.0	1	0
Opponents	0	0	0.0	0	0

# TEAM PICTURE



## THE 2019 SAINT IGNATIUS VARSITY FOOTBALL TEAM

**FRONT ROW (sitting):** #23 Daniel Finnan, #30 Calum Campolieti, #31 John Foliano, #47 Jack Norris, #2 Michael Simcak, #25 James Crosby, #32 Vincent Fagnilli, #20 Anthony Santagata, #58 Kevin Kempffer, #41 Patrick Kotek, #5 Henry Cook

**SECOND ROW (kneeling):** #59 John Lenhard, #27 Ryan Waldron, #7 Jaxon French, #46 Braeden Lair, #21 Chris Snyder, #11 Steven Bodamer, #49 Cole Smith, #6 Declan Mangan, #16 Jack Dunstan, #22 Merick Hartley, #15 Sean Cook, #28 Charlie Kinzel, #43 Matthew Oleksik, #9 Michael Morgan, #40 San Kempton

**THIRD ROW (standing):** #78 Alec Gottschalk, #92 Jaylyn Norris, #50 Matthew Kall, #83 Jimmy Spear, #36 Colin MacMillan, #73 Connor Kinney, #81 Charlie Spurrier, #82 John Becker, #24 Domenic Fabe, #14 Andrew Chime, #76 Jake Reed, #35 Christopher Mathews, #4 Rory McConville, #39 Jacob Davis, #29 Dominic DeVengencie, #34 Jack Welcsh, #94 Gavin Moore










**FOURTH ROW (standing):** #8 Connor Cmiel, #44 Michael McNamara, #97 Anthony Gerace, #54 Aidan Crummie, #10 Griffin Hanna, #19 Emmett Hanna, #51 Connor Francz, #3 Erik Daugenti, #48 Aidan Conway, #17 Colin Wiehn, #18 Pat Keane, #62 Rico Levert, #55 Christopher Speelman, #12 Alec LaSpina

**FIFTH ROW (standing on the right, between 4th row and top row):** #53 Max Watters, #37 Nick Velotta, #13 Billy Spear, #85 Timothy Lewis

**BACK ROW (standing):** #33 Michael Corte, #84 Sebestyen Balassy, #70 Owen Keane, #63 Bennett Adler, #86 Nick Lamirand, #45 Aidan Hubbard, #91 Luca LaSpina, #79 Ben Kormos, #66 Gus Salopek, #80 Sam Daugstrup, #42 Jake Lang, #88 Jonathan McNeil, #56 Carter Zimmerman, #64 Tony Georges, #71 Nick Schwitzgebel, #52 Ashton Montgomery (Not in picture: #26 Adam Ormstead)



# COMPOSITE SCHEDULE

Opponent	Aug 23/24	Aug 29/30/31	Sept 6/7	Sept 13/14	Sept 20/21	Sept 27/28	Oct 4/5	Oct 11/12	Oct 18/19	Oct 25/26	Nov 1/2
Loyola Academy RAMBLERS			New Trier (IL) TREVIANS W, 34-3	St. Rita (IL) MUSTANGS	Chicago Mt. Carmel (IL) CARAVAN	Saint Ignatius Prep (IL) WOLFPACK	Brother Rice (IL) CRUSADERS	Benet Academy (IL) REDWINGS	Marian Central Catholic (IL) HURRICANES	Marist (IL) REDHAWKS	BYE
Mentor CARDINALS		St. Edward EAGLES W, 29-28		Clarkson FOOTBALL NORTH	Elyria PIONEERS	Medina BEES	Solon COMETS	Brunswick BLUE DEVILS	Shaker Hts RED RAIDERS	Euclid PANTHERS	Strongsville MUSTANGS
Archbishop Hoban KNIGHTS		Harrisburg (PA) COUGARS W, 42-12	Cardinal Mooney CARDINALS W, 49-0		West Toronto Prep (ONT) SQUAD	St. Vincent-St. Mary FIGHTING IRISH	Benedictine BENGALS	Lake Catholic COUGARS	Padua BRUINS	Walsh Jesuit WARRIORS	Notre Dame-Cathedral Latin LIONS
DeMatha Catholic STAGS	Saint John Bosco (CA) BRAVES L, 7-35	Imhotep Charter (PA) PANTHERS W, 34-6	BYE	Avalon (MD) BLACK KNIGHTS		Life Christian Academy (VA) EAGLES	Washington Friendship Academy (DC) KNIGHTS	BYE	Gonzaga (DC) EAGLES	Our Lady of Good Counsel (MD) FALCONS	Washington Saint John's (DC) CADETS
Clarkson FOOTBALL NORTH	Erie Cathedral Prep (PA) RAMBLERS L, 34-53	BYE	BYE	Mentor CARDINALS	Lorain TITANS		IMG Academy (FL) Blue	Cincinnati St. Xavier BOMBERS	St. Edward EAGLES	Elder PANTHERS	Saint Frances Academy (MD)
Rockledge RAIDERS	Ware County (GA) GATORS W, 19-7	Lincoln (FL) TROJANS W, 34-20	Columbia (GA) EAGLES <i>CANCELED (Hurricane)</i>	Eau Gallie (FL) COMMODORES	Viera (FL) HAWKS	Atlantic (FL) SHARKS		Merritt Island (FL) MUSTANGS	Palm Bay (FL) PIRATES	BYE	Cocoa (FL) TIGERS
St. Edward EAGLES		Mentor CARDINALS L, 28-29	Detroit Cass Tech (MI) TECHNICIANS W, 41-20	Erie Cathedral Prep (PA) RAMBLERS	Cincinnati Elder PANTHERS	Winton Woods WARRIORS	Buchtel GRIFFINS		Clarkson FOOTBALL NORTH	Cincinnati Archbishop Moeller CRUSADERS	National Christian Academy (MD)
Cincinnati Archbishop Moeller CRUSADERS		Indianapolis Cathedral (IN) FIGHTING IRISH L, 0-28	Louisville Trinity (KY) SHAMROCKS L, 0-41	Lexington Lafayette (KY) GENERALS	Winton Woods WARRIORS	Cincinnati St. Xavier BOMBERS	Cincinnati LaSalle LANCERS	Cincinnati Elder PANTHERS		St. Edward EAGLES	Canada Prep Academy
Cincinnati St. Xavier BOMBERS		Brownsburg (IN) BULLDOGS W, 38-17	Cincinnati Colerain CARDINALS W, 21-14	Penn (IN) KINGSMEN	Indianapolis Cathedral (IN) FIGHTING IRISH	Cincinnati Archbishop Moeller CRUSADERS	Cincinnati Elder PANTHERS	Clarkson FOOTBALL NORTH	Cincinnati LaSalle LANCERS		Louisville (KY) St. Xavier TIGERS
West Toronto Prep SQUAD	Laurel St. Vincent Pallotti (MD) PANTHERS L, 0-20	Erie Cathedral Prep (PA) RAMBLERS L, 12-47	BYE	Erie (PA) ROYALS	Archbishop Hoban KNIGHTS	Brentwood Academy (TN) EAGLES	New Philadelphia QUAKERS	Erie McDowell (PA) TROJANS	Warren Harding RAIDERS	BYE	