

2022 Winter Junior Champions Cup Tournament

SUBMITTING CHECK-IN DOCUMENTS ONLINE

Required Documents to Upload through Gotsport

ALL TEAMS

- 1. Official Signed State Fall Roster (Competitive Teams)** - US Club Roster must have card printed date listed by the player and rostered adult, "NO CARD" next to the name means they do not have a current player card and are not registered)
- 2. Academy Teams** – must fill out an Academy Team Tournament Roster and it MUST be signed by your home association registrar.
- 3. Guest Player Release** - Club Pass Players are accepted...maximum of 3 allowed. All guest players must be added to your got soccer event roster. Instructions on how to do this are on the tournament website. If you are US Club team, your guest player must be US Club rostered. If you are a NTX team, your guest player must be NTX registered. You cannot combine the two.
- 4. Player Medical Release Team Certification** found on website www.stormfutbol.com/tournaments
- 5. All players including guest players must have photos uploaded in gotsport.**

Non-North Texas Teams Also Need the Following Documents:

- 6. Travel Permit or eTravel Form Signed by State Office** - (Non North Texas Teams Only)
- 7. Travel Cards** – (Non North Texas Teams Only)

All required paperwork is to be submitted before the deadline for online registration to be accepted. THE DEADLINE IS MIDNIGHT TUESDAY, JANUARY 4, 2022.

INDIVIDUAL MEDICAL RELEASES DO NOT NEED TO BE UPLOADED

North Texas State Soccer requires all youth teams entering sanctioned tournaments to have Medical Releases for all players. DO NOT UPLOAD Individual Releases instead complete & upload the Medical Release Certification Form.

UPLOADING THE DOCUMENTS See attached document

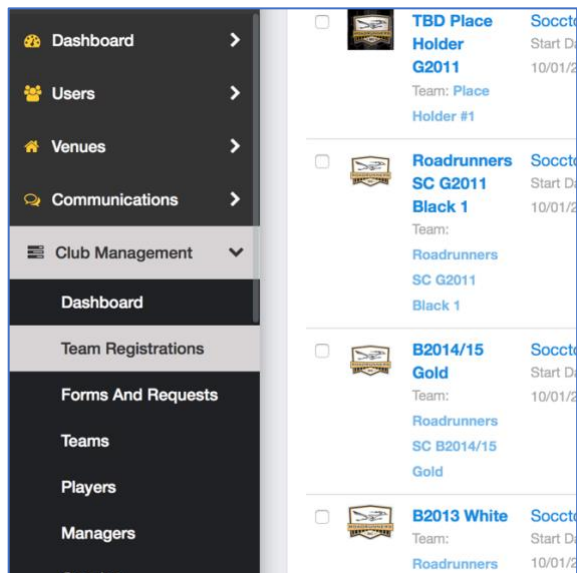
1. You will print your game reports from gotsport once your paperwork has been approved.

How to upload Documents in GOTSPORT (do not upload in Gotsoccer)

Sign in to your account: <https://system.gotsport.com/>

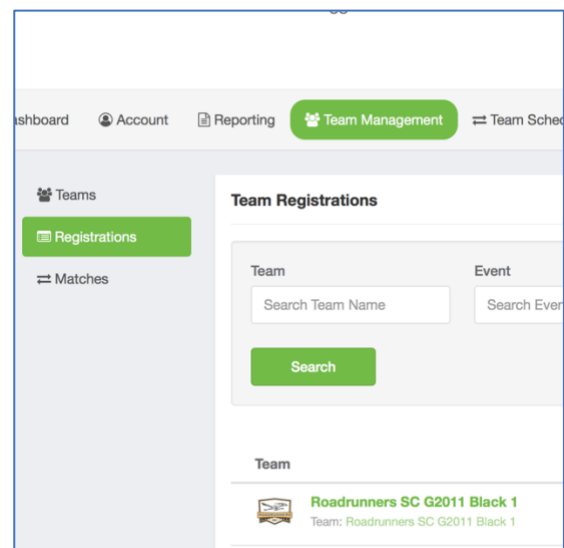
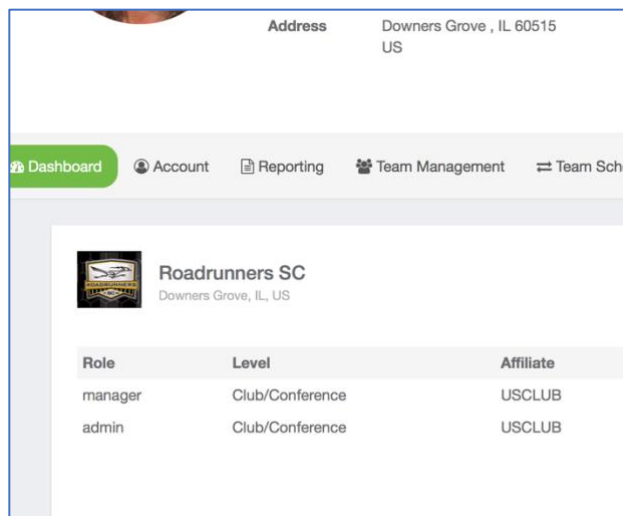
1. Admin view:

Click on Dashboard, then CLUB Management, then Team Registrations (if admin access)



2. Coach or TM view:

Click on Dashboard, then TEAM Management, then Team Registrations (if admin access)



3. For either view you will see a list of teams, Select the tournament team you want to load documents into from the list of registrations for Socctoberfest (registration will open up):

Team	Event
 Roadrunners SC G2011 Black 1 Team: Roadrunners SC G2011 Black 1	Socctoberfest
 B2014/15 Gold Team: Roadrunners SC B2014/15 Gold	Socctoberfest
 B2013 White Team: Roadrunners SC B2013 White	Socctoberfest

4. Select Registration Tab

5. Then select yellow Edit button

Team Registration - Roadrunners SC G2011 Black 1

Info Registration Billing Roster Schedule

Registration Form Answers [Edit](#)

Medical Releases (one file grouped)

Covid Acknowledement Form

Optional Guest Player Form (only needed if a player is from outside the state)

Virtual Player Passes (Please make one pdf with all passes included)

6. Add documents in the correct field.

Team Registration - Roadrunners SC G2011 Black 1

Info Registration Billing Roster Schedule

Registration Form Answers

Medical Releases (one file grouped)

[Choose File](#) no file selected

Covid Acknowledement Form

[Choose File](#) no file selected

Optional Guest Player Form (only needed if a player is from outside the state)