



# **Minnesota Junior B.A.S.S. Nation**

## **Team Handbook**

Update January 30, 2024




---

# Contents

<b>Minnesota Junior B.A.S.S. Nation Contact Information</b>	<b>4</b>
<b>Forming a Team</b>	<b>5</b>
Forming a High School Team	5
Forming a Junior Team	6
<b>Managing Your Team Roster</b>	<b>7</b>
<b>Fees</b>	<b>8</b>
High School Club Dues	8
Junior Club Dues	9
<b>Insurance</b>	<b>10</b>
Insurance Contact Information	10
Requesting a Certificate of Insurance	10
B.A.S.S. Nation FAQ - \$1,000,000 General Liability Policy Coverage	12
<b>Jersey Requirements</b>	<b>15</b>
Sponsors	17
Jersey Vendors	18
<b>Minnesota High School and Junior Tournaments</b>	<b>19</b>
Prerequisites for B.A.S.S. High School and Junior Tournaments	19
Minnesota B.A.S.S. Junior State Championship	19
Minnesota B.A.S.S. High School State Championship	19
Minnesota B.A.S.S. High School Opens	20
Minnesota B.A.S.S. Nation Adult Tournament of Champions	20
Procedures for Executing a Minnesota High School Open	21
Planning and Execution	21
4 Weeks Before Tournament Day	21
Week of the Tournament Event	22
Night Before the Event	22
Morning of Event	22
During Tournament Hours	23
Weigh-In	23
After Weigh-In	23
To volunteer to run an Open Event for another Conference	24



Volunteer Roles	24
Launch and Weigh-In Setup Examples	25
Registration and Morning Launch Setup	25
Weigh-In Setup	26
Weigh-In Station Setup	27
<b>Tournament Rules and Guidelines</b>	<b>28</b>
Boat Equipment Check	28
Boat Captain Rules for High School Tournaments	28
Rules During Competition (High School Tournaments)	28
Things the Boat Captain May Do or Provide (High School Tournaments)	29
Things the Boat Captain May Not Do (High School Tournaments)	30
Boat Captain Rules for Junior Tournaments	30
Rules During Competition (Junior Tournaments)	30
Things the Boat Captain May Do at Any Time (Junior Tournaments)	30
Things the Boat Captain May Not Do (Junior Tournaments)	31
Bad Weather Procedures	31
Fish Handling	34
Weigh-In Procedures	34
<b>Other Information</b>	<b>36</b>
Seeking Sponsorship of High School Anglers	36
<b>Appendix - Information from National B.A.S.S.</b>	<b>38</b>
Mossy Oak Bassmaster High School	38
Bassmaster High School Participants and Eligibility	38
Bassmaster Junior Participants and Eligibility	39
B.A.S.S. Nation Insurance	39
Bassmaster High School and Junior Tournament Rules	39



## **Minnesota Junior B.A.S.S. Nation Contact Information**

Please contact the following Minnesota Junior B.A.S.S. Nation (MNJBN) representatives if you have any questions, need additional information, or would like to schedule a meeting about the high school program.

Derick Doberstein- President  
Minnesota B.A.S.S. Nation Youth Director  
mnjuniorbassnation@gmail.com  
(763) 607-0915

Jacob Montgomery - Vice President  
Minnesota B.A.S.S. Nation Assistant Youth Director  
jacob.montgomery@isd624.org  
952-215-6583

Treasurer  
Paul Perovich  
pperovich@aol.com

General information about the Minnesota Junior B.A.S.S. Nation can be found on any of the following resources.

- Websites:
  - <http://minnesotajuniorbassnation.com>
  
- Facebook:
  - <http://www.facebook.com/MNJuniorBASSNation/>

## Forming a Team

You need to determine what grade levels you will support when forming a team. B.A.S.S. Nation defines completion of grades 2-7 as “Juniors”, and completion of grades 8-11 as “High School.” Minnesota Junior B.A.S.S. Nation also includes those seniors who are active members in good standing prior to graduation from 12th grade to remain as members through the summer season following their graduation.

After deciding on grade levels, you will work with Minnesota Junior B.A.S.S. Nation to actually register the club in Minnesota. MNJBN is responsible for interacting with National B.A.S.S.

You can form a junior team, high school team, or both. In all configurations, you need a minimum of two students and one adult coach/advisor to form each team. The members do need to be from the same school district.

Forming a team requires that the following roles be assigned to team members:

- Head Coach or Advisor (adult)
  - The head coach or advisor must be one of the following:
    - School district employee
    - B.A.S.S. Nation adult member
    - Parent or family member of a student on the team
    - If none of the above, then the individual must join B.A.S.S. Nation
- President (student)
- Secretary (student)

## Forming a High School Team

The key requirements to form your own high school team include:

1. A desire and commitment to encourage fishing in your school, recruit members and participate in club, state and national events.
  
2. A minimum of two (2) interested students entering grades 9-12 and a coach/club advisor. The coach/club advisor works with the students and the school for coordination of the meetings and activities. Students must attend the school or live in the district of the school. Discuss with the MNJBN director for clarification.



3. It is recommended that each angler have an active Minnesota DNR Watercraft permit. To complete the Minnesota DNR Watercraft permit class please see the following website: <http://www.dnr.state.mn.us/safety/boatwater/education.html>. The course can be completed online from home, via home study or by completing a DNR classroom at locations around the state. The online option is the recommended method for convenience.
4. Each member must participate in the designated community service events each year.

Once your club makes the decision to join Minnesota Junior B.A.S.S. Nation, you should begin recruiting members. Once established, the club needs to begin holding regular meetings and activities. Advisor duties will include supervising the meetings and functions of the club, helping the students hold elections for their officers, planning club meetings and programs and, of course, helping the students learn about the great sport of fishing.

Affiliation with your school generally takes two forms. A program can be fully adopted by the school and be a school-affiliate club or a program can be delegated as a community club that is affiliated with the school through name and runs more through Community Education of the district. This will vary depending on your district rules, regulations, and plans for new clubs in general, especially one such as fishing that runs during the summer sessions. As a new team, you will need to explore this with the MNJBN director, the activities director, and other parties of your district system to figure out what affiliation fits best.

### **Forming a Junior Team**

The key requirements to form your own junior team include:

1. A minimum of two (2) interested students who have completed grades 2-7 and a coach/club advisor. The coach/club advisor works with the students and the school for coordination of the meetings and activities.
2. As a junior club you can affiliate with a Minnesota B.A.S.S. Nation adult club or Minnesota Junior B.A.S.S. Nation high school club or a general community club. Contact Minnesota Junior B.A.S.S. Nation for a list of adult clubs.

## Managing Your Team Roster

Minnesota Junior B.A.S.S. Nation is the organization that collects all club roster information for Minnesota's high school and junior clubs.

Minnesota Junior B.A.S.S. Nation offers an electronic format for your roster, as well as an online membership form through our website. Email [mnjuniorbassnation@gmail.com](mailto:mnjuniorbassnation@gmail.com) and you should receive a response within 3-5 days to start a program and establish your interest.

### Annual MNJBN Deadlines:

- To be considered as a competitive team for the upcoming conference events for the current season, coaches must be in contact with MNJBN expressing interest and planning their team by February 15th. This allows MNJBN to fit you into an appropriate conference and the season schedule as an onboarding team.
- To be eligible to compete, a completed membership roster, MNJBN dues, and all registration steps need to be completed by May 1 annually so that team member anglers are verified to fish the season.

Anglers must fish in teams of two (2) to compete in both high school and junior events. It is important to understand and work between coaches, parents, and anglers to solve matching anglers for upcoming events. In open events, our guest policy can be used to facilitate this issue. Contact the state youth director for more information.

Guest Policy: In order to promote recruitment, sharing of our program and solve issues for tournament day, a guest may attend up to one event. This event can be a team function, team tournament, or an open event. In order for the B.A.S.S. Nation event to be covered by B.A.S.S. Nation insurance, guests are limited to just this one event. Attendance beyond that requires them to be a B.A.S.S. Nation member for any event beyond their first. **Guests cannot be used for National qualifying events. All participants in state championships MUST be B.A.S.S. Nation members in order to advance and therefore must be on a team's B.A.S.S. Nation roster.**

**All anglers need to be officially on a BASS Nation High School roster by July 10 to be eligible to advance to regional qualifier or state championship.**




## Fees

Minnesota Junior B.A.S.S. Nation is the organization that collects all dues for Minnesota's high school and junior clubs. They are responsible for facilitating the following.

- Collecting State and National B.A.S.S. dues from every high school and junior club member.
- High school and junior clubs head coaches / advisors must submit payments to Minnesota Junior B.A.S.S. Nation.
- Registering new clubs with National B.A.S.S. Nation
- Submitting payments to National B.A.S.S. for all of Minnesota's high school and junior clubs.

**Deadline:** It is important to be registered with dues submitted between April 1 and May 15.





## High School Club Dues

The angler fees for a high school club member are **\$82 per student**. Fees may change in future years. Those dues are applied as follows.

- \$12 of this fee obtains the student discounted membership in B.A.S.S. and subscription to Bassmaster magazine. It is possible to pay ahead on this, as an example if you ever purchase a B.A.S.S. membership on your own.
- \$30 of this fee obtains the student membership into B.A.S.S. Nation and subscription to B.A.S.S. Times magazine. This is **ONLY** an annual membership. B.A.S.S. Nation provides team insurance and is the overall umbrella under which all high school clubs compete. B.A.S.S. Nation membership expires on December 31 annually.
- \$40 is directed to Minnesota Junior B.A.S.S. Nation.

**NOTE:** 100% of all your club team members must be affiliated and in good standing with B.A.S.S. and MN Junior B.A.S.S. Nation if they are competing in B.A.S.S. sanctioned tournaments.

## Junior Club Dues

The angler fees for a junior club member are **\$62 per student**. Fees may change in future years. Those dues are applied as follows.

- \$12 of this fee obtains the student discounted membership in B.A.S.S. and subscription to Bassmaster magazine. It is possible to pay ahead on this, as an example if you ever purchase a B.A.S.S. membership on your own.
- \$30 of this fee obtains the student membership into B.A.S.S. Nation and subscription to B.A.S.S. Times magazine. This is **ONLY** an annual membership.
- \$20 is directed to Minnesota Junior B.A.S.S. Nation.

**NOTE:** 100% of all your club team members must be affiliated and in good standing with B.A.S.S. and MN Junior B.A.S.S. Nation if they are competing in B.A.S.S. sanctioned tournaments.

## **Insurance**

B.A.S.S. Nation requires that the boat captain (operator) have proof of a minimum of \$300,000 boat owner's liability insurance.

B.A.S.S. Nation provides \$1 Million liability coverage for sanctioned club events, \$100,000 sexual misconduct, and \$25,000 supplemental child recovery.

- Insurance is provided by B.A.S.S. Nation Alliant Insurance Services, Inc. 200 Prosperity Drive Knoxville, TN 37849
- Alliant Insurance Services, Inc. will not provide a copy of the actual insurance policy to affiliated clubs and high school teams. Instead they (and B.A.S.S. Nation) provides frequently asked questions (FAQ) ([http://www.bassmaster.com/sites/default/files/bass\\_nation\\_faq.pdf](http://www.bassmaster.com/sites/default/files/bass_nation_faq.pdf)).
- Youth and adults are covered by the same insurance policy.

## **Insurance Contact Information**

The following individuals can be contacted to assist with insurance questions or to request a certificate of insurance.

Tristi Murray (865-224-8566) [tristin.murray@alliant.com](mailto:tristin.murray@alliant.com)

Stacy Collington (865-317-0211) [stacy.collington@alliant.com](mailto:stacy.collington@alliant.com)

## **Requesting a Certificate of Insurance**

Though the certificate of insurance is not required for your events, a request might be made to provide one. Here are the steps to obtain the certificate.

National B.A.S.S. is currently adjusting the insurance parameters. Update will be made soon.

1. Complete a certificate of insurance request form available on the Bassmaster.com website.
  - a. <https://www.bassmaster.com/high-school-resources/>
    - i. Under “More Links” you should find a Certificate of Insurance Request Form
  - b. [https://www.bassmaster.com/wp-content/uploads/2022/03/request\\_for\\_coi\\_1-11-21-1.pdf](https://www.bassmaster.com/wp-content/uploads/2022/03/request_for_coi_1-11-21-1.pdf)
2. Email the completed form to the contacts listed above for Alliant Insurance Services, Inc.
3. They will typically respond to the requester within 24 hours providing the requested certificate of insurance.

## **B.A.S.S. Nation FAQ - \$1,000,000 General Liability Policy Coverage**

Source: [https://www.bassmaster.com/wp-content/uploads/2022/03/bass\\_nation\\_faq-1.pdf](https://www.bassmaster.com/wp-content/uploads/2022/03/bass_nation_faq-1.pdf)

1. Does the liability insurance cover events? I.E. B.A.S.S. Nation, State or Club, tournaments, meetings, functions, banquets, charity events, board meetings, youth events, conservation events, and other social events?
  - ANSWER: Yes. Members of the B.A.S.S. Nation and its member state organizations, affiliated clubs and Junior Clubs are covered while participating in B.A.S.S. sanctioned events or during chapter meetings and activities that are not open to the public.
  
2. Does it provide Indemnification of officers?
  - ANSWER: Officers are Insureds under the policy. The policy responds to claims arising from bodily injury, property damage, personal injury and/or advertising injury to third parties.
  
3. Who is covered, B.A.S.S. Nation affiliated Individuals, Clubs, Officers, State Chapters, all of the above?
  - ANSWER: All of the above as B.A.S.S. Nation members for actions relating to activities being performed on behalf of or in conjunction with B.A.S.S. Nation, state affiliates and affiliated clubs.
  
4. Does this insurance function as a “primary” or “secondary” insurance? i.e. Does the boater’s insurance come into effect first if there is an incident?
  - ANSWER: This policy does not replace the boat owner’s need to purchase boat liability insurance. The boat owner’s policy is primary. In the event a loss exceeds the boat owner’s policy limit, this insurance will not act as excess for the boat owner. The coverage provided by this policy is for B.A.S.S. Nation, its member state organizations, and affiliated clubs, not individual boat owners in this instance.
  
5. Can you give examples of what type of claims might be covered by this policy?
  - ANSWER: Claims resulting from Bodily Injury, Property Damage and Personal and Advertising Injury to 3rd Parties.

6. Who is covered during an “open” tournament?
  - ANSWER: There is coverage for B.A.S.S. Nation and affiliated clubs during sanctioned events. There is no coverage provided under this insurance for non-members. However, there is still coverage for B.A.S.S. Nation or a member that is named in a suit arising from the actions of non-members.
  
7. Will we be covered during an event for which we charge general admission?
  - ANSWER: Yes.
  
8. What is the coverage for us if we participate in an outdoor show?
  - ANSWER: B.A.S.S. Nation would have coverage for participating in an outdoor show and having booth space, etc. The policy would provide coverage for Bodily Injury and Property Damage for claims arising from activities in and around their booth.
  
9. Do we need to list or obtain an Insurance Certificate for all chapter events now before they occur?
  - ANSWER: No, just document in your official meeting minutes, etc. that it is an official function. Insurance certificates are only needed when a 3rd party not connected with B.A.S.S. Nation is requiring them of you to hold an event.
  
10. Is this \$1,000,000 for each occurrence?
  - ANSWER: Yes
  
11. Can an individual who is a B.A.S.S. Nation member be sued by another individual member?
  - ANSWER: Yes, however this policy does not provide coverage for suits between individual members.

12. Some members are specifically concerned about coverage if alcohol is served (by a 3rd party certified serve or given away by a sponsor).
- ANSWER: This policy provides Host Liquor liability coverage. This means that coverage is provided for B.A.S.S. Nation for the casual or occasional distribution of alcohol (not for a charge) as long as B.A.S.S. Nation is not in the alcoholic beverage business. For host liquor coverage to be provided, there must not be a charge and the person doing the distribution must not be in the alcoholic beverage business. This policy does not provide coverage for 3rd party certified servers. These vendors must provide their own liquor liability coverage. You should request certificates from these 3rd parties evidencing their liquor liability coverage and B.A.S.S. Nation should be named as an additional insured under their policy.
13. Who do we call/contact if we have questions, regarding what's covered and what's not covered?
- ANSWER: The Director of the B.A.S.S. Nation at: 205-313-0900. If he cannot answer your specific question, he can refer you to an insurance professional.
14. Does the insurance cover our officers when they travel across the country for B.A.S.S. Nation meetings or even within their own state on B.A.S.S. Nation business at the State House or F&G Headquarters, etc.?
- ANSWER: Coverage is provided for Bodily Injury, Property Damage, Personal Injury or Advertising Injury caused to third parties and arising from actions of B.A.S.S. Nation members while conducting business throughout the country. However, this is not a travel accident policy.
15. Does this Insurance cover volunteer workers at our events?
- ANSWER: Yes, volunteer workers are covered but only while performing duties related to B.A.S.S. Nation business. Be sure to obtain a signed waiver from all participants and volunteers at least once each year

## Jersey Requirements

High school teams may wish to acquire team shirts or jerseys that display sponsor logos. The Bassmaster High School Rules describe the rules that apply to all B.A.S.S. High School Nation tournaments. Rule 22 describes patches and signage.

*22. PATCHES AND/OR SIGNAGE: Anglers are encouraged to wear their own clothing which may bear patches, logos and other signage promoting the angler's sponsors. B.A.S.S. may, however, restrict the use of patches, logos, signage, etc. that promote or advertise products which are, in B.A.S.S.' sole judgment, in poor taste. B.A.S.S. will provide as much advance notice as possible to the competitors in such instances. By signing this document, each competitor agrees to wear The B.A.S.S. Shield on the front of your club jersey or hat. School name and colors must be prominently displayed on your jersey. For every competing tournament trail logo(s) that is present on your jersey, there must be one (1) B.A.S.S. shield or B.A.S.S. logo of equal size or larger. In addition, if B.A.S.S. provides any ancillary clothing or products (such as life vests) bearing the logos of B.A.S.S. or the official sponsors of B.A.S.S. each competitor shall wear such clothing or utilize such products in a manner requested by B.A.S.S.*

B.A.S.S. published new uniform requirements in 2017. The requirements are as follows.

- Anglers will be required to wear a uniform that meets B.A.S.S. uniform guidelines during all competition hours and official B.A.S.S. functions, unless otherwise specified by B.A.S.S. Patch/graphics placed in B.A.S.S. reserved areas are subject to change at the sole discretion of B.A.S.S.

## Minnesota B.A.S.S. Example Jersey:

To be updated for 2024 Season:

The following represents an example of the front jersey. Remember, more logos are not necessarily better than having an organized layout of quality logos which represent the sponsors.



### On the Front:


The top area is reserved for the B.A.S.S. logo, anglers first-last name and school name. Angler names are usually below the B.A.S.S. shield. The middle of the jersey will have a team logo and then below the sternum on the lower half will be your primary team sponsors.

### On the Back:

The top area is reserved for the BASSMASTER logo and anglers last name. The lower three lines are reserved for sponsors.

Minnesota Junior BASS Nation would like to see FVP and InTune Marine featured in these locations on all teams jerseys ideally. The remainder of the sleeves, lower half of the front and back are entirely left for your team's individual sponsors.





## Sponsors

B.A.S.S High School Series has a variety of official sponsors whose logos can be included on uniforms.

### *B.A.S.S. High School National Sponsors*

- Title: Strike King
- Presenting: Academy Sports
- Platinum: Toyota
- Premier:
  - Boats: Skeeter, Triton, Nitro
  - Motors: Mercury, Yamaha
  - Accessories: Minnkota, Humminbird, Power Pole
  - Tackle: Berkley, Abu Garcia
  - Clothing: Huk
- Supporting Sponsors:
  - Academy Sports + Outdoors, Carhartt, Lowrance, Phoenix Boats, TH Marine

### **B.A.S.S. Minnesota Sponsors** This is the Adult level of B.A.S.S. Nation

**Marine:** Boat World, Frankies Marine, Warners Dock, Hannay's Marine, Prop MD,

**Electronics:** Vexilar

**Tackle:** Lamiglas Rods, Rod Glove, All-Terrain, MG Lures, OutKast, Capras, H2Rods, RattleTrap, StowMaster

### **Minnesota Junior B.A.S.S. Nation Sponsors**

Premier Sponsor: FVP Marine

Official Boat Sponsor: InTune Marine

B.A.S.S High School Series has a variety of official sponsors whose logos can be included on uniforms. For a complete list, see

<http://www.bassmaster.com/bass-high-school-series-sponsors>.


Minnesota Junior B.A.S.S. Nation has additional sponsors whose logos can be included on the uniforms. For a complete list, see:

[https://www.mnbassnation.org/content.aspx?page\\_id=22&club\\_id=18905&module\\_id=276889](https://www.mnbassnation.org/content.aspx?page_id=22&club_id=18905&module_id=276889)

## Jersey Vendors

## MINNESOTA JUNIOR B.A.S.S. NATION

---



Minnesota Junior B.A.S.S. Nation provides these jersey vendors as more localized recommendations. Each club may select whomever they choose for their shirts/jerseys, including vendors who are not listed below.

Arsenal Fishing

Dan Fabiano

Maple Grove, MN

(612) 799-3017

[order@arsenalcustoms.com](mailto:order@arsenalcustoms.com)

[www.arsenalfishing.com](http://www.arsenalfishing.com)

Infinite Ideas

Steve Walker

12527 Central Ave. NE, Suite 199, Blaine, MN 55434

763-742-4286

<https://www.infiniteideasws.com/>

[whatchastitchin@comcast.net](mailto:whatchastitchin@comcast.net)

Gemini Sports Marketing

Calleigh Kruse

29 County Road 63, Grand Rapids, MN 55744

(218)326-6644 ext: 11

[calleigh@g2gemini.com](mailto:calleigh@g2gemini.com)

[www.g2gemini.com](http://www.g2gemini.com)


The TeeHive (Move U)

13143 Cypress Drive, Baxter, MN 56425

218-454-4483 (Local)

877-450-4483 (Toll Free)

[www.theteehive.com](http://www.theteehive.com)



## **Minnesota High School and Junior Tournaments**

Minnesota Junior B.A.S.S. Nation hosts tournaments in which recognized Minnesota high school and junior B.A.S.S. clubs can compete. These tournaments are only open to Minnesota youth anglers.

### **Prerequisites for B.A.S.S. High School and Junior Tournaments**

The following items are prerequisites for fishing any B.A.S.S. high school and junior tournaments, either in Minnesota or Nationally.

- Your B.A.S.S. High School or Junior club must be registered with Minnesota Junior B.A.S.S. Nation.
- Your B.A.S.S. High School or Junior club membership roster must be submitted and received by Minnesota Junior B.A.S.S. Nation
- Your B.A.S.S. High School or Junior club's annual dues must be received by Minnesota Junior B.A.S.S. Nation.
- All your club members must be in good standing with Minnesota Junior B.A.S.S., B.A.S.S. and B.A.S.S. Nation.

### **Minnesota B.A.S.S. Junior State Championship**

Minnesota Junior B.A.S.S. Nation hosts a Junior State Championship annually. Location varies.

The top finishing juniors will advance to the B.A.S.S. Junior National Championship. Location varies.

### **Minnesota B.A.S.S. High School State Championship**

Minnesota Junior B.A.S.S. Nation hosts a High School State Championship annually. Location varies.

The top finishing high school teams will be considered for advancement to the B.A.S.S. High School National Championship. Location varies.

The field for the State Championship is made up of top qualifiers from the conference.

## **Minnesota B.A.S.S. High School Conference Opens**

Minnesota Junior B.A.S.S. Nation hosts multiple high school open tournaments annually. Locations vary. High school anglers earn points as they fish in the Minnesota Open series. Each Open tournament must be organized and executed by Minnesota Junior B.A.S.S. Nation.

Participation in Minnesota Open tournaments is by invitation only. This tournament is open only to current members of good standing in official Bassmaster and Minnesota Junior B.A.S.S. High School Clubs, recognized by said High School or an official Community Club. You must be a student currently enrolled in high school, in good academic standard, and a member of your institution's fishing team.

The top finishing teams after all conference opens will be considered for advancement to the Minnesota Junior B.A.S.S. High School State Championship later in the year. Location varies. It is required that teams that qualify from the opens, must have fished together in one of the opens to be eligible to fish the State Championship together.


High school seniors who have graduated cannot advance to the National High School Championship. Instead, they can advance to the Minnesota B.A.S.S. Nation Adult Tournament of Champions if they are interested.

## **Minnesota B.A.S.S. Nation Adult Tournament of Champions**

Recent High school graduates have an opportunity to advance but in a different capacity. All graduating seniors who are members in good standing prior to graduation can still participate in the Minnesota Open series based on conference availability. Opportunities for graduating seniors are limited and we are enhancing the transitional process to Minnesota Adult B.A.S.S. Nation events and participation includes but is not limited to the qualifying process and participation in Minnesota B.A.S.S. Nation Adult Tournament of Champions (TOC).

## **Cross conference competition**

Fishing in another conference event is not recommended even if they have not met their 40 boat maximum. Conference event planning is centered around the teams competing within the conference. The planning for lake choice, parking, and permits is based on the teams competing within the conference. Additional teams even if fishing for experience also can disrupt the water



available to those that are competing for competitive points. This also applies to allowing junior teams to gain experience simultaneous with a high school event.

It is highly recommended to host your own team's events or work with other teams to create additional opportunities to enhance experience to anglers or junior program anglers. You can inquire with your conference commissioner to utilize some of the conference equipment if available.

If there is an interest to fish a particular event, it would be for experience only. No hardware, no points, no advancement and it would need to be approved by the coordinating commissioner and ALL the coaches of the conference. If they deem it would not negatively impact their tournament plan and competitive balance, they might deem it permissible. You must inquire with the commissioner directly and their answer is, dependent on their conference plans for the event and along with their conference coaches, FINAL.

## Procedures for Executing a Minnesota High School Open

Our process for running conference opens relies heavily on conference commissioners, coaches, and parent volunteers to be run smoothly and efficiently. Please help recruit parents from your team as you prepare your team for competitive events.

This process can seem a little overwhelming so we've created a step-by-step recipe for success before, during, and after tournament day. This is written for commissioners, coaches, and volunteers to use as a planning preparation guide.

### *Planning and Execution*

#### Weeks Before Tournament Day

- Contact the Minnesota Junior B.A.S.S. Nation conference commissioner to discuss and receive tournament information. Discussion will include lake access, parking, permits, and other details pertaining to the event.
- Visit the lake access to visualize and plan the check-in, take-off, and weigh-in procedures that will need to take place the day of the tournament. See Launch and Weigh-In Setup Examples below.
- Begin contacting and securing volunteers for the event. Utilize the [Volunteer Roles](#) checklist to accomplish this task. See below.
- Begin procuring the items from this checklist to make sure registration and weigh-in go as smoothly as possible for anglers, captains, and the fish.
- Conference Commissioners possess a Tournament Toolkit that includes:
  - Official weigh-in scale
  - Tables for registration, recording results, and weighing of fish
  - Tournament bags for weigh in
  - Tournament dump tank
  - Large water bins for photos and weigh in
  - Pop-up tent
  - Golden Ruler for minimum length checks
  - Clipboards
  - Dry Erase board
- You may also want to consider bringing:
  - Camping or foldable chairs
  - Extra small pop-up tents for shade
  - Cooler with ice, water, Gatorade, etc. for post-tournament

- Snacks: granola bars, fruit snacks to provide before/after tournament
- Emergency/Launch/Photography Boat
- Highly recommended: 1-2 extra boats and captains in case of captain no-shows or traffic emergencies i.e. blown tires, hub issues, etc.
- Bags for trash and boat access clean-up after the event.

### Week of the Tournament Event

- Meet and confirm with your team anglers, captains, etc details of preparation for what to expect on tournament day.
- Contact with/from Conference Commissioner for final registration information. This will include final boat count, boat launch order, and boat captain information.
- The Conference Commissioner will provide the following and discuss the plan for tournament morning protocols:
  - The field will be divided up into sections based on flight order and establish launch zones for the tournament launch. (i.e., Flight A: boats 1-20 = Zone A, Flight B: boats 21-40 = Zone B, Flight C: boats 41-60 = Zone C)
  - Plan for separate registration and communication depending on number of launches being used for the tournament site
  - Create and print signage to help guide morning registration.
  - Create paper plate launch signs by writing each boat number and flight/zone letter on a separate plate with a sharpie marker. (i.e., A1-A20, B21-B40, C41-C60)
  - Two copies of the “Weigh-in spreadsheet” should be provided and a digital computer copy may be used as well.

### Night Before the Event

- Contact and discuss roles with your volunteers.

### Morning of Event

- Arrive 15-20 minutes prior to when anglers and boat captains were informed to start arriving. Meet with Conference Commissioner for directions.
- Set-up tents and registration tables.
- Direct volunteers to their locations to begin receiving anglers/captains as they arrive.
- Verify all anglers and captains as they arrive.
- **MUST VERIFY ALL BOAT CAPTAIN CELL PHONE NUMBERS AT CHECK-IN!**
- After all members have checked in, send out launch boat to verify working livewells, kill switches, and initiate tournament launch sequence if check has not taken place yet.

## During Tournament Hours

- Monitor for severe weather with Conference Commissioner.
- Assemble and organize Weigh-In Station. See below.
- Re-assign volunteers to new weigh-in tasks.
- Fill plastic totes with water just before weigh-in. If possible, ensure the water is clear and clean. (i.e., not muddy water)
- Send a photography boat out, if possible, to get action shots of the competition.

## Weigh-In

- About 15-20 minutes before the first flight returns, direct weigh-in volunteers to their tasks.
- Weigh-in procedures:
  - Bump board operators should verify fish count and dead fish at weigh-in. (example: "Boat 1 - 5 alive" or "Boat 1 -4 alive 1 dead")
  - Bump board operators should verify any short fish as legal. If a fish is short, they do not get weighed. Announce as "Boat 2 - 4 alive 1 short penalty"
  - Only competitors should point out big bass to be weighed. Boat captains or others should not pick.
  - Weigh big bass. (example: "Boat 1 - Big Bass 4.32 lbs")
  - Weigh total weight. (example: "Boat 1 - Total weight 9.45 lbs")
  - Competitors proceed to the photography area.
    - Each angler should select 1 fish to hold up for a team photo over the top of the provided tank. Tank is provided to catch fish if dropped.
  - Weights should be recorded in 3 areas for verification purposes. Two on paper and 1 digitally or all three on paper if computer not available.

## After Weigh-In

- Verify results of weigh-in.
- Announce places and awards for top 3 places and big bass.
- Thank boat captains, competitors, sponsors, and volunteers.
- The participating clubs are responsible for cleaning up the lake access, leaving it in better condition than it was prior to arrival in the morning.



## ***Volunteer Roles***

### Morning Roles:

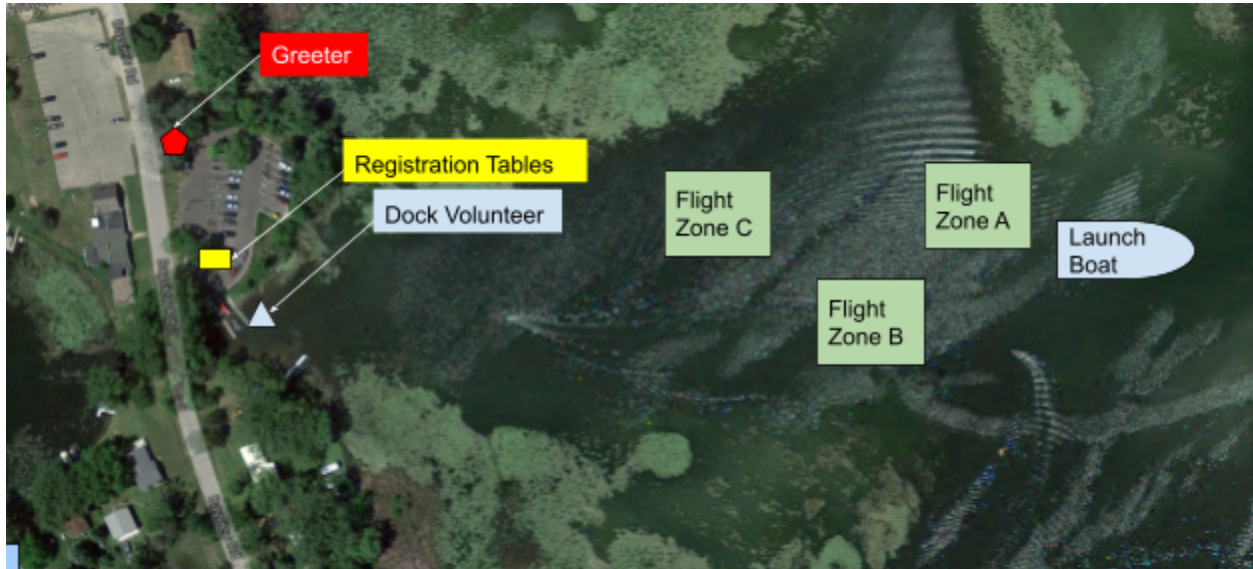
- 1 Boat Access Greeter per lake access - should be stationed at entrance to parking to greet captains and anglers and help direct traffic to registration and the access ramp.
- 1 Registration volunteer per flight/zone Tables to check-in teams and hand out paper plate launch signs.
- 1 Dock Volunteer stationed at each lake access dock - should direct boat traffic to appropriate flight zones as anglers/captains become water-ready.
- Traffic Volunteers might also be necessary depending on layout of boat landing and parking lots as necessary to assist pedestrian traffic, parking, and boat launch control.

### Weigh-in Roles:

- 2 Dock Volunteer stationed at designated weigh-in dock - will help hold boats at beach or dock to assist anglers exit boat with fish.
- 1 Check-in Volunteer - records and checks in boats as they arrive to weigh-in location, records, and hands out weigh bags. This volunteer
- 1 Pre-weigh-in Guide - monitors weigh-in bag traffic and weigh-in lines to keep fish safe.
- 1 Bump-board Volunteer - assists anglers
- 1 Official Weigh-in Scale Operator
- 2 Weigh-in Recorder via paper
- 1 Live Weigh-in Recorder via computer/tablet (or as a third on paper)
- 1 Photography Specialist

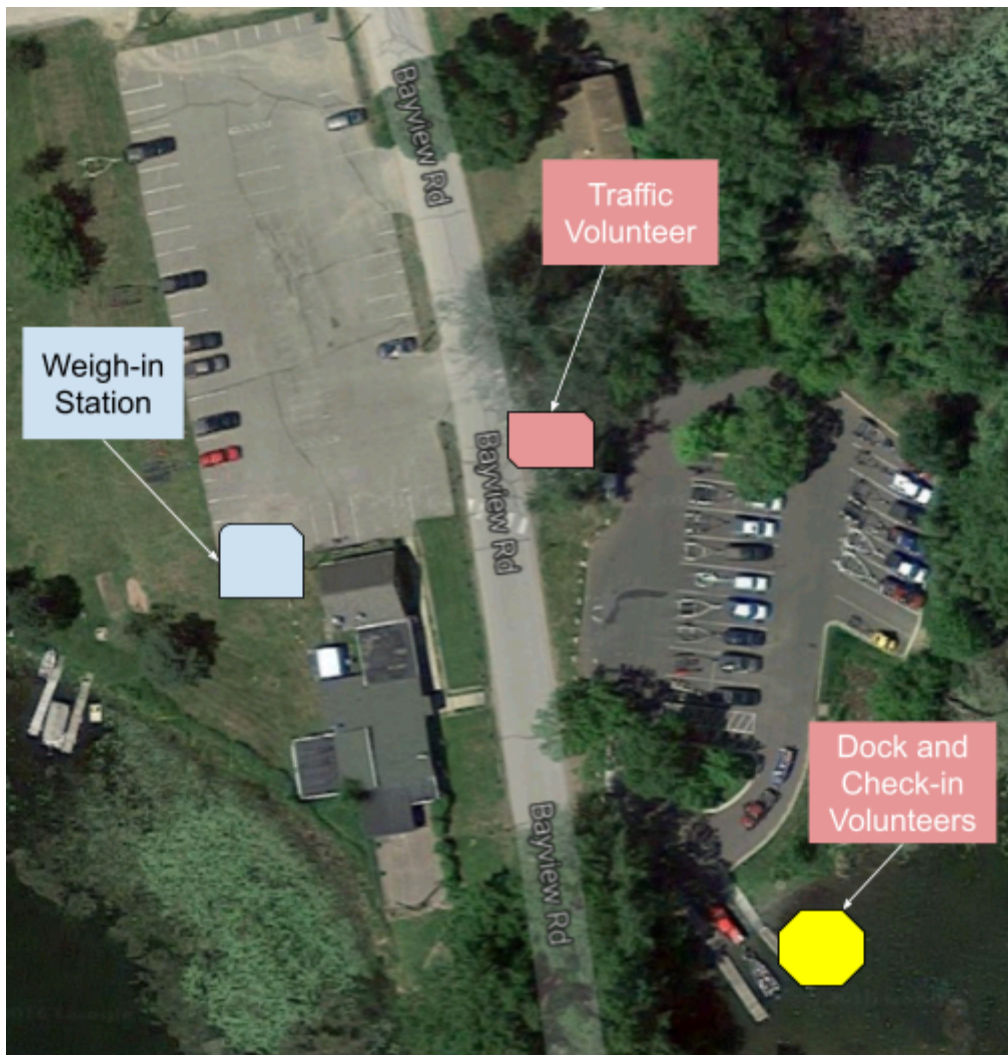
***Launch and Weigh-In Setup Examples***

**Registration and Morning Launch Setup**



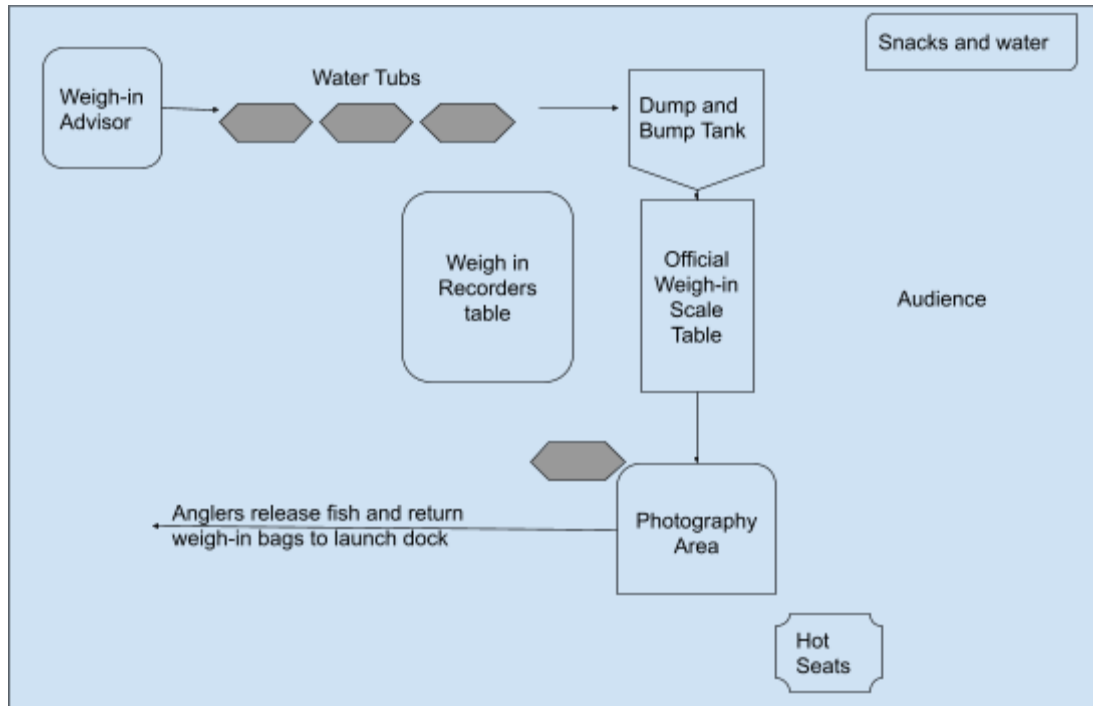
In this example, the Greeter would be the first to see participants. The Greeter can welcome participants to the event and direct traffic into launch towards the boat access and the registration tables. The registration tables are positioned towards the boat access where captains and anglers will be launching and boarding their boats. The dock volunteer is the last point of contact as boats leave the launch area and can check flight number of the boat to direct where they should head within the launch bay. Flight zone A should be closest to the launch boat and can circle-up in correct boat order as they will be the first flight. Flight zone B and C can do the same circling into order while waiting for Flight A to launch.

Weigh-In Setup



This example showcases the dock and check-in volunteers who receive, check-in, and direct boats as they return by the deadline. Boats should remain on the water at this time. As weigh-in bags are made available, competitors should come off the water in their launch order with their fish via the dock. Competitors should proceed as a team towards the weigh-in station. Boats and their captains can then come off the water as launch space allows and follow aquatic invasive protocols with livewells empty of fish.

## Weigh-In Station Setup



This flowchart is a general example of what the flow should look like for the weigh-in station. Competitors come from the lake and are greeted by the weigh-in advisor to verify names and boat number for weigh-in. Weigh-in advisor informs competitors to rest bags inside of the water tubs allowing both competitors and fish to relax while minimizing loss of water due to bag leaks. When prompted, competitors dump fish into bump tank where the bump tank volunteer verifies fish count and asks competitors to declare big fish from their limits. Big fish is bagged and weighed by scale volunteer while recorded into the weigh-in spreadsheets followed by the total weight of the competitors. Competitors' catch is then bagged again and proceeds to the photography area. Competitors rest bag in the final water tub next to the photography area while selecting fish for photographs as desired. Once photography is finished, competitors proceed to put fish back into boat livewells and return bags to the launch dock. The boat captain and/or anglers should proceed back out to the lake to release the fish at a deeper weed edge away from boat traffic. If anglers are at the top of the leaderboard, they should return to the hot seats after picking up snacks or water as needed. A tent to cover the recording table is advised.

---

# Tournament Rules and Guidelines

## Boat Equipment Check

B.A.S.S. tournaments require a boat equipment check that occurs at the morning take-off location on the water. B.A.S.S. officials will check the following items.

- Running lights
  - Officials must be able to see red and green on your front running light and white 360 degrees on the stern light.
- Livewell pumps
  - Officials will check your livewells to make sure the pumps are working and can support a live limit of fish.
- Throttle kill switch
  - Officials will check your kill switch to make sure it is operating properly.

If any of the items listed above are not working the morning of the take-off, officials will hold your boat and require the boat captain to fix the broken item before launch.

## Boat Captain Rules for High School Tournaments

The following people CANNOT be a boat captain.

- Employees, officers and directors of B.A.S.S. or its parent, subsidiary, and affiliated companies and members of their immediate families (spouse, parents, children and sibling, regardless of where they live).
- Local professional fishing guides that receive payment specifically for that body of water. Specific exception will be granted for parents captaining for their child or the team's head coach only.

### ***Rules During Competition (High School Tournaments)***

- Fish limit is five (5) fish per team, largemouth or smallmouth bass, minimum of 12 inches in length unless altered by local rules.
- Only artificial lures are allowed during competition.
- Use of culling devices which penetrate the mouth of a fish are prohibited and will result in disqualification.

- Each boat must return to the designated weigh-in location prior to its designated weigh-in time.
- Each team should take one long timeout in a day. During all timeout periods, all fishing must cease.
  - Each boat captain/coach may also have one long timeout lasting no more than **5 minutes**. Each angler should eat and drink for nutrition. The boat captain/coach may provide advice for the entire five-minute period.
- During official competition (i.e., morning take-off until weigh-in), anytime the combustion engine is running, boat captain/coach and student anglers **MUST** be seated with the coach in the driver's seat in full control of the boat with life jackets on and buckled. No exceptions.
  - All participants age 14 and under must wear their life jacket at all times.
  - Inflatable life jackets may only be worn if you are age 16 or older and weigh more than 80 pounds.
  - If a participant is wearing an inflatable life jacket, they must wear it at all times during the tournament.
- During official competition (i.e., morning take-off until weigh-in), anytime the combustion engine is running, boat captain/coach must have a lanyard attaching the life jacket to the ignition kill switch.
- Boat captain/coach is responsible for making safety decisions in accordance with B.A.S.S. tournament rules. Failure to adhere to safety procedures may result in disqualification.
- No use of tobacco, alcohol, or drugs during the event excluding prescription medication.

### ***Things the Boat Captain May Do or Provide (High School Tournaments)***

Boat captain/coach **MAY**:

1. Verify competition rules are followed. See above.
2. Help with hook removal from a fish.
3. Demonstrate how to tie a knot.
4. Provide a net for the event.
5. Assist in untangling of jammed reels, but the student angler's lure must be out of the water.
6. Verify length of caught fish.
7. Provide education on proper fishing ethics and distance away from other teams (i.e., no closer than two cast lengths).
8. Provide fish handling care and help with culling, however the students must identify which fish is to be kept or released.

***Things the Boat Captain May Not Do (High School Tournaments)***

Boat captain/coach MAY NOT:

1. Fish.
2. Go on plane in the boat within 150 yards of shore.
3. Pass other participant boats while traveling to the first location.
4. Pass in “no wake” zones.
5. Teach by example.
6. Tie knots for a student angler.
7. Land fish with or without a net.
8. Run the trolling motor.
9. Allow any student anglers to operate the outboard engine except at initial launch in the morning and only after weighing their fish.
10. The boat captain/coach cannot make a determination on which fish to keep or release.

**Boat Captain Rules for Junior Tournaments**

***Rules During Competition (Junior Tournaments)***

- Fish limit is five (5) fish per individual angler, largemouth or smallmouth bass, minimum of 12 inches in length.
- Only artificial lures are allowed during competition.
- Use of culling devices which penetrate the mouth of a fish are prohibited and will result in disqualification.
- Each boat must return to the designated weigh-in location prior to its designated weigh-in time.
- During official competition (i.e., morning take-off until weigh-in), anytime the combustion engine is running, boat captain/coach and student anglers MUST be seated with the coach in the driver’s seat in full control of the boat.
- All participants must wear their life jackets at all times for the Junior Tournament.
- Boat captain/coach must ensure that each Junior Angler gets 50% of the time to fish from the front of the boat and in the fishing location of their preference.

***Things the Boat Captain May Do at Any Time (Junior Tournaments)***

Boat captain/coach MAY at any time:

1. Coach.
2. Give advice (send in plays).
3. Verbally explain techniques, how to.....

4. Provide fish handling care and help with culling, however the students must identify which fish is to be kept or released. The boat captain/coach cannot make a determination on which fish to keep or release.
5. Recommend fishing areas.
6. Tie knots, untangle reels.
7. Land fish with or without a net.
8. Run the trolling motor.

### ***Things the Boat Captain May Not Do (Junior Tournaments)***

Boat captain/coach MAY NOT:

1. Fish.

## **Bad Weather Procedures**

In the event of inclement weather, it is the boat captain/coach responsibility to ensure safety of all persons in the watercraft.

- It is not the responsibility of B.A.S.S. officials to call or text message all boaters.
- Boat captain/coach must seek safety.
- Boat captain/coach must contact emergency B.A.S.S. officials to ask about the weather occurrence and to determine how to proceed.
- In the event of lightning, all tournament participants and boat captains/coaches must get off the water and seek the nearest shelter immediately.

## **B.A.S.S. Code of Conduct**

Anglers/Coaches/Parents/Faculty Members, family members and friends attending or participating in any B.A.S.S. or Minnesota Junior B.A.S.S. sanctioned event shall observe this code of conduct and the applicable rules for the specific event in which they are participating. Anglers, parents and family members of Anglers shall, at all times, conduct themselves in a manner becoming of professionals that will not reflect unfavorably on B.A.S.S, its members, officers or representatives, tournaments or sponsors.

To this end, anglers, parents, coaches, faculty members, friends and family members of anglers shall use their best efforts to demonstrate professionalism and integrity in support of the sport of professional fishing. Any angler, parents and family members of anglers who violate any of the provisions of the Angler Code of Conduct may be subject to forfeiture of tournament winnings, suspension from competing in individual B.A.S.S. or Minnesota Junior



B.A.S.S. sanctioned events, permanent ban from competition, or any combination thereof deemed appropriate by B.A.S.S. or Minnesota Junior B.A.S.S.

Anglers are frequently in the public eye and are considered role models; therefore, it is imperative that tournament competitors demonstrate good sportsmanship in fishing. Sportsmanship is defined as fair play, respect for opponents and polite behavior while competing in the sport.

The following are examples of unacceptable behavior by competitors in Minnesota Junior B.A.S.S. and B.A.S.S. events that will be cause for penalties as outlined in this document.

- Heated public disagreements with Minnesota Junior B.A.S.S. or B.A.S.S. officials, other competitors and fans and volunteers during an event.
- Public attacks through media, including social media, upon the integrity of Minnesota Junior B.A.S.S. or B.A.S.S. rules or officials.
- Public comments that an angler knows, or should reasonably know, will harm the reputation of Minnesota Junior B.A.S.S., B.A.S.S., officials or its sponsors
- Displays of anger and displeasure for reasons related to fishing competition where members of the public, including other anglers, spectators and the media, are present or published in electronic format including mail, social media, internet or other media formats.
- Public comments that an angler knows, or should reasonably know, will harm the reputation of Minnesota Junior B.A.S.S., B.A.S.S., officials or its sponsors
- Displays of anger and displeasure for reasons related to fishing competition where members of the public, including other anglers, spectators and the media, are present
- Offensive or slanderous comments with racial, cultural or sexual overtones regarding event officials, event personnel or fellow anglers.
- Intentionally interfering with a fellow angler's ability to compete.
- Any disqualification, suspension or other disciplinary action imposed by any tournament or fishing organization may result in disqualification from the current or future events.

### **Media Comments, Public Attacks**

The favorable public reputation of B.A.S.S. and Minnesota Junior B.A.S.S. as a sanctioning organization in the sport of fishing, the integrity of its officials, and the reputation of its media properties are valuable assets *and tangible benefits for B.A.S.S.*

Accordingly, it is an obligation of competitors to refrain from comments to the news media that unreasonably attack or disparage the integrity of tournaments, tournament officials, sponsors, fellow members, fellow anglers or the B.A.S.S. or Minnesota Junior B.A.S.S. organization.

Competitors, parents and/or family members are encouraged to express themselves and have the right to question the rules officials. Responsible expressions of legitimate disagreement with B.A.S.S. policies are encouraged as opposed to attacks upon the integrity of the rules or officials. However, public comments that an angler, parents and/or family members knows, or should reasonably know, will harm the reputation of Minnesota Junior B.A.S.S., B.A.S.S., officials or sponsors shall be considered conduct unbecoming a professional and will result in disciplinary action.

### **Disclosure of Information:**

Minnesota Junior B.A.S.S., its directors, member clubs, boat captains, coaches, managers, student members or parents, relatives will not provide membership lists to any public, external party, media, sponsor or other entity not an active member in good standing with Minnesota Junior B.A.S.S. any membership lists, contact information or Minnesota Junior B.A.S.S. publications without the written consent and approval by an active Board Member of Minnesota Junior B.A.S.S.

### **Disclosure of Media and Tournament Information**

Each participant hereby waives their rights of privacy or publicity with the regard to the programs of the tournament in which they appear and consent to B.A.S.S., LLC's (and its parent, affiliated and subsidiary companies, and those acting under their permission or upon their authority), copyrighting, distributing, televising, publishing and using in any way the audio and visual portions of any television videotape, film and photographs pictures of me or of interviews, scenes or other sequences in which I may be included, and any reproduction thereof, anywhere at any time through any medium or media for advertising, promotion, trade, television programming or other lawful purpose whatsoever; and I shall not be entitled to receive any royalties or other compensation in connection with such use."

"I acknowledge and agree that B.A.S.S., LLC (and its parent, affiliated and subsidiary

companies, and those acting under their permission or upon their authority) shall have the right to use my personal information to contact me with communications and other advertisements, and may provide such information to any sponsor of B.A.S.S., LLC or its parent, affiliated and subsidiary companies, which sponsor may contact me with communications and other advertisements."


## **Fish Handling**

Secondary to the safety of our anglers and captains, fish health and safety is very important. This is the resource that brings us all together after all. Please follow a few of these tips and suggestions. It is important to go through these with your captains prior to each tournament as a gentle reminder

- **REQUIRED:** Use non-puncture cull tags that do not penetrate or put holes in the fish's jaw.
- Use the biggest livewell within your boat for the five fish limit or spread fish out amongst livewells. Biggest fish in the big livewell and smaller fish in the small livewell.
- Run the pump on continuous if possible to constantly put new fresh lake water in with the fish.
- Use of livewell additives is optional. When using these, the aerator should be run continuously because fresh water is not coming into the livewell
- If the livewell is full of fish early especially big ones, it is important to keep an eye on the fish. It is recommended to complete a 50-75% pump out of the livewell every 2-3 hours. This can help in fish care since freshwater is often pumped in on top and runs over out the top even when pump is running continuous. Pumping out a good percentage water change will pump out "old water" so that it can be replaced with "new freshwater".
- When waiting at weigh-in, it is important to keep your fish cool and comfortable in the livewell as long as possible. If weigh-in site is in shallow warm water, turn livewell to aerate only.
- Always keep in mind: Fish in a running aerated livewell of 30-40 gallons is much better for them than sitting in 3-5 gallons of bagged water in a line at the weigh in. This is why we only use a limited controlled amount of bags to ensure fish are only in a bag for a short amount of time.

## **Weigh-In Procedures**

Weigh-in is an important part of the day. These are some guidelines to help understand the procedure and plan for both boat captains and anglers.



- Return to weigh-in site by the check-in time given to your flight. Make sure the check-in attendant at the dock can see your number so that you are not counted as late.
- Wait patiently for a turn at the dock at this point. When a bag is open, the check-in will flag you to approach the dock. Keep aerator and pumps running at all times at this point while your engine is running. If you have livewell additive, this is a nice time to add it to the livewell and run the aerator pump full time keeping water fully aerated and rejuvenating fish before the weigh-in process.
- Once a bag is available, safely approach the dock/beach. Student anglers should receive the bag and then fill the bag with water from the livewell. Carefully unclip the fish and put the fish into the bag. The bag should have an adequate amount of water to fully cover all the fish. Half full is about right.
- Anglers should carefully exit the boat together and proceed to the weigh-in site together.
- The captain should back away from the dock during this time so other boats can receive bags. They can keep the boat close, but give enough room for other boats to drop off or pick up anglers.
- Anglers will proceed through the process of weighing fish and getting their pictures taken at the weigh-in site.
- Anglers will return to the boat with their fish, put the fish back into the livewell, and return the bag to the dock attendant.
- The boat captain and anglers should then drive out to an adjacent deep weed edge and release fish.
- At this point, anglers and captains are now done with the tournament. They can proceed to utilizing the boat landing they launched at to remove their boat from the water.
- After removing boat from the water, anglers and captain can return to the site of the weigh-in to spectate if they so choose.

## **Other Information**

### **Seeking Sponsorship of High School Anglers**

The following are some suggestions which you may find helpful for your club. B.A.S.S. has national sponsors and your club can leverage these with your local community businesses. Here are some examples for consideration:

- 1) Create a single page handout about your club, include photos of club events, talk about your purpose. Some keys here are showing where you are going to talk about and promote the sponsors in public, events, tournaments, HS meetings, community service, volunteer activities, etc. Remember there is the opportunity for media coverage at our events, we often have the local newspaper, radio, TV, and at the regional and national events there is extended coverage on ESPN. If there is a printer in your local area, this also is a great opportunity to go talk to them about printing and a partnership where they could also be a sponsor.
  
- 2) Ask the sponsors about where your club can help them, do they have events where your member can volunteer their time in trade for a sponsorship. This could be taking a day at a boat dealer and coming in and washing/cleaning all their boats, or having a casting kids contest at their store location (grocery, hardware store, doctor's office parking lot area, restaurant, etc.) to drive traffic to their location. Anything that will help promote their business through your club, and remember volunteer time by your student anglers only costs time, and then in return you can receive sponsorships to support your club. We had one club go out and get pumpkins for Halloween and help deliver these to a local real estate office for a pumpkin give away. Be creative there are lots of ways to support your local community.
  
- 3) Don't forget the parents of your club members, where do they work in the community. This is a great place to start. Local banks, financial planners, dentists, accounting firms, insurance agents, professional firms, and more all want to have the next generation as their customers. High School students are at the age where very soon they are going to need these types of services. Getting them introduced to the community businesses builds the relationships which work for both sides.
  
- 4) Remember any offer of sponsorship will help your club. If as an example you had five local businesses who each donated \$100 to place their names on your jerseys to your club, this



would offset the cost of your jerseys by \$500. If you have 10 members, this could cut your jersey cost in half or provide twenty \$25 gas cards to give to your boaters.

5) Have your students go out and talk to the businesses in your community. Be sure to spend some time coaching them on what to say, key points and how they are going to help promote their business.

One area that comes up frequently is the request to have the students personal boat company, truck they drive, etc. on their jerseys as a sponsor. We all make personal decisions on what we each purchase and prefer to use in our daily lives. While everyone should make these decisions, it doesn't mean they are a sponsor of B.A.S.S., or your club. Sponsors are based upon the support of the overall organization, and in return who the organization is choosing to promote and advertise. It is not based upon individual personal preferences. Individuals can still choose to use whatever they want to use in their daily fishing activities, if they understand the sponsors of the organization are providing them the opportunity to participate in the events, and without the sponsors there would be no opportunity.

## **Appendix - Information from National B.A.S.S.**

This information is for reference purposes only. **DO NOT** use any of these materials to submit rosters, pay dues, etc.

### **Bassmaster High School**

General Bassmaster High School information can be found on any of the following resources.

- High School Website: <http://www.bassmaster.com/high-school>
- Junior Website: <https://www.bassmaster.com/junior/>
- Facebook: <https://www.facebook.com/basshighschool>
- Instagram: <https://www.instagram.com/bassmasterhighschool/>

### **Bassmaster High School Participants and Eligibility**

The Bassmaster High School Rules describe the rules that apply to all B.A.S.S. High School Nation clubs and tournaments. Rule 1 describes participants and eligibility.

*1. PARTICIPANTS AND ELIGIBILITY:*

*(i) Participation in this tournament series is by invitation only. You must be a student currently enrolled in high school, in good academic standard, and a member of your institution's fishing team. Certain schools allow 8th grade students to compete. If your institution allows 8th grade students to compete a letter must be submitted with a faculty member's signature stating this permission. (NOTE: Minnesota Junior B.A.S.S. Nation allows 8th grade to participate as High School) 7th grade students are not allowed to compete in Bassmaster High School tournaments. Competitors will be considered an "incoming student" into the next grade once they have completed their final exams in their current grade. They will then be able to participate in events once the aforementioned criteria has been met and they are in the admissible grade bracket to compete. Graduating seniors will be extended a grace period and allowed to compete in the summer months once their senior year has been completed. They will not be allowed to fish in any events that are qualifying for the next calendar school year.*

### **Bassmaster Junior Participants and Eligibility**

The Bassmaster Junior Rules describe the rules that apply to all B.A.S.S. Junior Nation clubs and tournaments. Rule 1 describes participants and eligibility.

## 1. PARTICIPANTS AND ELIGIBILITY:

*(i) Participation in this tournament series is by invitation only. You must be a student currently enrolled in the 2nd to 8th grade, in good academic standard, and a member of your institution's fishing team. Competitors will be considered an "incoming student" into the next grade once they have completed their final exams in their current grade. They will then be able to participate in events once the aforementioned criteria has been met and they are in the admissible grade bracket to compete.*

## **B.A.S.S. Nation Insurance**

Source:

<https://www.bassmaster.com/high-school-bass-fishing>

The Bassmaster High School Rules describe the rules that apply to all B.A.S.S. High School Nation tournaments. Rule 1 describes participants and eligibility, which includes a statement in subsection (ii) about the insurance requirements.

*(ii) DURING THE OFFICIAL PRACTICE AND COMPETITION DAYS OF ANY B.A.S.S. TOURNAMENT, NO COMPETITOR OR BOAT CAPTAIN MAY OPERATE A BOAT UNLESS THAT COMPETITOR OR BOAT CAPTAIN HAS DOCUMENTED PROOF OF A MINIMUM OF \$300,000 PER OCCURRENCE BOAT OWNERS LIABILITY INSURANCE COVERING THE BOAT BEING USED IN THE TOURNAMENT. PROOF OF INSURANCE MUST BE WITH THE BOAT BEING USED AND MUST COVER ALL PASSENGERS IN THAT BOAT. RANDOM CHECKS WILL BE CONDUCTED AND ANY COMPETITOR WHO DOES NOT HAVE PROOF OF INFORCE INSURANCE WITH \$300,000 COVERAGE MAY BE DISQUALIFIED. EACH POLICY MUST SHOW AN EFFECTIVE START AND EXPIRATION DATE. Tournament officials have sole authority to determine if insurance policies meet B.A.S.S., LLC requirements.*

## **Bassmaster High School and Junior Tournament Rules**

Source: <https://www.bassmaster.com/high-school-bass-fishing>