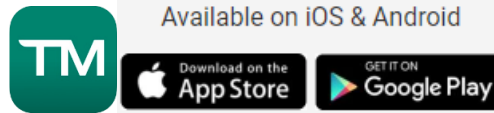




DICK'S TEAM MANAGER

This year we are using the smart phone app “Dick’s Team Manager” to publish practices, game schedules and team communication.



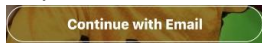


<https://www.dickssportinggoods.com/s/teammanager>

When you download the app, please **sign in** using the **email address** used when you **registered your child** in **Blue Sombrero**.

This is very important that we have the parents on this app as this is where coaches will primarily communicate with their teams.

Here are some features of using the app:

- **Team Schedule:**
 - Up to date practice/game information.
 - Link practices and games into your smart phone calendar.
- **Child availability:**
 - Parents can select if their child will be attending a practice / game so the coach can adjust for the kids to have the best experience.
- **Team Chat:**
 - Chat feature to communicate with entire team/coach in an expedited manner.

-
1. Download **Dick’s Team Manager** APP on your smart phone
 2. From the main page, select **Continue with Email**. 
 3. Enter the email address your player is registered with in Blue Sombrero, click Next.
 4. You will be prompted to create a new password or use your existing one (if you had a previous account)
 5. Once you log in, the team your child is on will show up in the Teams tab. 
 - a. If the team does not show up, click the  in the top right to search for the team.
-

Coaches: If the player has this icon , this means the parent has NOT signed in yet in Team Manager. These are the parents we need to work with to start using the APP.



Invited

Any questions, please see **Stacie Carter**, **Tina Simmons** or **Tony Callin**