



**Constant Contact Survey Results**

**Survey Name:** 2020-2021 MOUNTAINEER PARENT SURVEY

**Response Status:** Partial & Completed

**Filter:** None

6/20/2021 12:00 PM MDT

---

**TextBlock:**

---

Thank you for taking the time to respond to our survey! The Board of Directors appreciates your time and comments. Even though it was an unusual season due to the COVID-19 pandemic, the feedback we receive will be used to make our program even more successful. Please answer the following questions and insert your comments regarding the 2020-2021 hockey season. \* If you have more than one player in the program please fill out a separate survey for EACH player.

---

\*Please indicate your player's division of play during the 2020-2021 season.

Answer	0%	100%	Number of Response(s)	Response Ratio
VMHC Rec			0	0.0 %
U10/Squirt Travel			24	25.2 %
U12/PeeWee Travel			36	37.8 %
U14/Bantam Travel			15	15.7 %
Girls U12			12	12.6 %
Girls U15			6	6.3 %
U15AA			1	1.0 %
Midget			0	0.0 %
Other			0	0.0 %
No Response(s)			1	1.0 %
<b>Totals</b>			<b>95</b>	<b>100%</b>



What level did your child play?

Answer	0%	100%	Number of Response(s)	Response Ratio
AA Team			9	9.5 %
A Team			29	30.8 %
B Team			40	42.5 %
Girls			17	18.0 %
Recreation			0	0.0 %
<b>Totals</b>			<b>94</b>	<b>100%</b>

Please rate the following items.

1 = Unacceptable, 2 = Poor, 3 = Average, 4 = Good, 5 = Excellent

Answer	1	2	3	4	5	Number of Response(s)	Rating Score*
Knowledge of coaches						95	4.0
Practice schedule						93	3.6
Practice to game ratio						91	3.7
Game schedule						93	3.5
Travel commitment						93	3.8
VMHC Sunday Memo						93	4.3
VMHC website						92	3.7

\*The Rating Score is the weighted average calculated by dividing the sum of all weighted ratings by the number of total responses.

Player registration fees: choose the best answer.

Answer	0%	100%	Number of Response(s)	Response Ratio
Registration fees were about right for this program.			71	74.7 %
Registration fees were too expensive for this program.			17	17.8 %
Registration fees were inexpensive for this program.			7	7.3 %
No Response(s)			0	0.0 %
<b>Totals</b>			<b>95</b>	<b>100%</b>

What were your expectations / your child's expectations for the program?

1 = 1 - Low Priority, 2 = 2, 3 = 3, 4 = 4, 5 = 5- Very High Priority

Answer	1	2	3	4	5	Number of Response(s)	Rating Score*
Learning hockey						95	4.7
Making new friends						95	4.0
Improving skills						94	4.8
Exercise						95	4.3
Participating in a team sport						95	4.6
Winning						95	3.0
Having a positive experience						95	4.8
Learning respect						94	4.6

\*The Rating Score is the weighted average calculated by dividing the sum of all weighted ratings by the number of total responses.

Please rate your team's head coach.

1 = Unacceptable, 2 = Poor, 3 = Average, 4 = Good, 5 = Excellent

Answer	1	2	3	4	5	Number of Response(s)	Rating Score*
Head coach's knowledge of hockey						93	4.2
Practices were well structured and challenging						94	3.6
Ice time was well allocated						93	3.7
Team (player) discipline was fair and consistent						94	3.7
Coach's attitude on ice						94	4.1
Coach as a role model						94	4.0
Parent communications						94	3.9
Established goals & objectives						94	3.6
Overall development of the players						94	3.6
Competitive mindset						93	3.8

\*The Rating Score is the weighted average calculated by dividing the sum of all weighted ratings by the number of total responses.

## Head Coach Ratings (cont.)

1 = Unacceptable, 2 = Poor, 3 = Average, 4 = Good, 5 = Excellent

Answer	1	2	3	4	5	Number of Response(s)	Rating Score*
Playing time during games						92	4.1
Did your player's coach listen to your player's concerns and issues						91	3.9
Did the coach explain what he wanted the players to do at a level they understood						92	3.8
Did the coach spend individual time with your player to discuss any issues						91	3.7
Was the coach able to get his message across at an age appropriate level						91	3.8

\*The Rating Score is the weighted average calculated by dividing the sum of all weighted ratings by the number of total responses.

## Please rate the team's assistant coaches.




1 = Unacceptable, 2 = Poor, 3 = Average, 4 = Good, 5 = Excellent

Answer	1	2	3	4	5	Number of Response(s)	Rating Score*
Added value as an assistant						90	4.1
Supported the coaches/players in a productive way						90	4.0
Gave one on one instruction to players as needed						90	3.9
Attitude on bench in games towards players						90	4.0
Helped maintain discipline as needed in a positive effective way						90	3.9
Acted as a positive role model at all times when around players						90	4.0
Ability to relay head coaches philosophy, goals and objectives						90	3.9
Concern with overall player development						91	4.0

\*The Rating Score is the weighted average calculated by dividing the sum of all weighted ratings by the number of total responses.

Practice Schedules- Scheduling practices was challenging due to the COVID-19 restrictions. Please respond to the following with regards to this season.









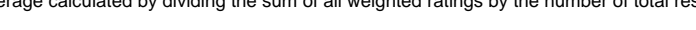
1 = Extremely Dissatisfied, 2 = Dissatisfied, 3 = Neutral, 4 = Satisfied, 5 = Extremely Satisfied

Answer	1	2	3	4	5	Number of Response(s)	Rating Score*
How satisfied were you with the amount of practice offered this season?						93	3.8
How satisfied were you with the Club's ability to adapt during the pandemic?						92	4.3
How satisfied were you with the safety protocols in place during the pandemic?						93	4.1

\*The Rating Score is the weighted average calculated by dividing the sum of all weighted ratings by the number of total responses.





Please rate the VMHC Board of Directors

1 = Unacceptable, 2 = Poor, 3 = Average, 4 = Good, 5 = Excellent

Answer	1	2	3	4	5	Number of Response(s)	Rating Score*
Demonstrated commitment to VMHC						84	3.8
Listened to my concerns						79	3.6
Leadership of our organization						80	3.6
Financially responsible						80	3.7
Commitment to players						79	3.6
Communication with membership						83	3.6
Open and transparent						82	3.3
Emphasis on player development						82	3.4
Emphasis on player safety						83	3.9

\*The Rating Score is the weighted average calculated by dividing the sum of all weighted ratings by the number of total responses.

Was your player a goalie?

Answer	0%	100%	Number of Response(s)	Response Ratio
Yes			6	6.3 %
No			84	88.4 %
Other			3	3.1 %
No Response(s)			2	2.1 %
<b>Totals</b>			<b>95</b>	<b>100%</b>

Due to COVID-19 restrictions and the need to cohort teams, goalie only sessions were stopped mid-season. Would you be in favor of a twice a month goalie session?

Answer	0%	100%	Number of Response(s)	Response Ratio
Yes, there is great value in these sessions.			55	80.8 %
Maybe, depending on how it fit into the regular practice schedule.			9	13.2 %
No, these are not useful.			2	2.9 %
<b>Totals</b>			<b>68</b>	<b>100%</b>

Team selections: Was the team selection process fair?

Answer	0%	100%	Number of Response(s)	Response Ratio
Yes, the process worked well.			58	61.0 %
No, the process needs to be changed.			25	26.3 %
No Response(s)			12	12.6 %
<b>Totals</b>			<b>95</b>	<b>100%</b>

Are you interested in any of the following opportunities?


1 = Not Interested, 3 = Somewhat Interested, 5 = Very Interested

Answer	1	2	3	4	5	Number of Response(s)	Rating Score*
Additional Team Practices						91	3.8
Additional Games / Tournaments						89	3.9
Optional Weekend Skating or Skills Classes						89	4.0
Goalie Only Sessions						73	3.6
Director Skates						90	4.2
Additional Pre-Season or Post-Season Ice Time						90	4.2
Off-Ice Workouts						87	3.9
Summer Programs / Camps						87	4.2
AA Team Opportunities						82	3.4
Out of State Travel						87	3.3

\*The Rating Score is the weighted average calculated by dividing the sum of all weighted ratings by the number of total responses.

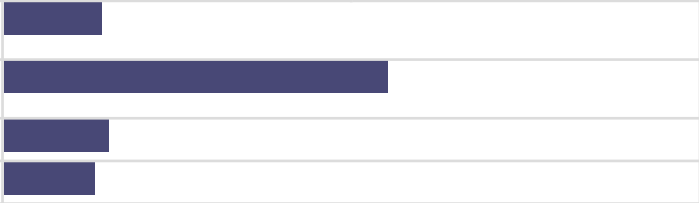
How satisfied are you with the current level of competition?

1 = Extremely Dissatisfied, 2 = Dissatisfied, 3 = Neutral, 4 = Satisfied, 5 = Extremely Satisfied

	1	2	3	4	5	Number of Response(s)	Rating Score*
						92	3.6

\*The Rating Score is the weighted average calculated by dividing the sum of all weighted ratings by the number of total responses.


Team Size: Would you prefer to have smaller or larger team size? For example at the U10/Squirt level: preference for 2 large teams or 3 small teams.

Answer	0%	100%	Number of Response(s)	Response Ratio
Larger teams (more players on one team)			14	14.7 %
Smaller teams (fewer players per team)			53	55.7 %
Other			15	15.7 %
No Response(s)			13	13.6 %
<b>Totals</b>			<b>95</b>	<b>100%</b>

Due to the COVID-19 pandemic, we had to condense our season into 4-5 weekends. We played jamboree style game weekends to allow teams to play multiple opponents in one location. This allowed teams to play more games over fewer weekends. In years past, we have spread the season out over more weekends and only played one opponent per weekend (over 1-2 days, depending on scheduling).

Please rate the following:

1 = Strongly Disagree, 2 = Disagree, 3 = Undecided/Neutral, 4 = Agree, 5 = Strongly Agree

Answer	1	2	3	4	5	Number of Response(s)	Rating Score*
I prefer keeping jamboree style game weekends and playing more games per weekend. Therefore, games happen over fewer weekends.						88	3.7
I prefer playing fewer games over more weekends, as was done in the past.						76	2.9
I don't have a strong preference and am happy my player is playing hockey.						72	3.6

\*The Rating Score is the weighted average calculated by dividing the sum of all weighted ratings by the number of total responses.



Facilities: VMHC partners with Dobson Ice Arena operated by the Vail Recreation District. Please rate the following:

1 = Unacceptable, 2 = Poor, 3 = Average, 4 = Good, 5 = Excellent

Answer	1	2	3	4	5	Number of Response(s)	Rating Score*
Overall Appearance						91	4.3
Cleanliness						91	4.4
Helpfulness of Staff						90	4.3
Services available						90	3.9
Products available						91	3.6

\*The Rating Score is the weighted average calculated by dividing the sum of all weighted ratings by the number of total responses.

Facilities: VMHC partners with the Eagle Pool and Ice Rink operated by Mountain Recreation. Please rate the following:

1 = Unacceptable, 2 = Poor, 3 = Average, 4 = Good, 5 = Excellent

Answer	1	2	3	4	5	Number of Response(s)	Rating Score*
Overall Appearance						93	4.3
Cleanliness						93	4.3
Helpfulness of Staff						93	4.4
Services available						93	3.9
Products available						90	3.6

\*The Rating Score is the weighted average calculated by dividing the sum of all weighted ratings by the number of total responses.

What can be done to make the VMHC hockey program better? (Please be specific.)

57 Response(s)

\* How likely are you to recommend the Vail Mountaineer Hockey program to a friend or colleague? 0 = Not likely at all 10 = Very likely

1 = 0, 2 = 1, 3 = 2, 4 = 3, 5 = 4, 6 = 5, 7 = 6, 8 = 7, 9 = 8, 10 = 9, 11 = 10

	1	2	3	4	5	6	7	8	9	10	11	Number of Response(s)	Rating Score*
												95	9.2

\*The Rating Score is the weighted average calculated by dividing the sum of all weighted ratings by the number of total responses.