

Topic: Introduction to building an attack

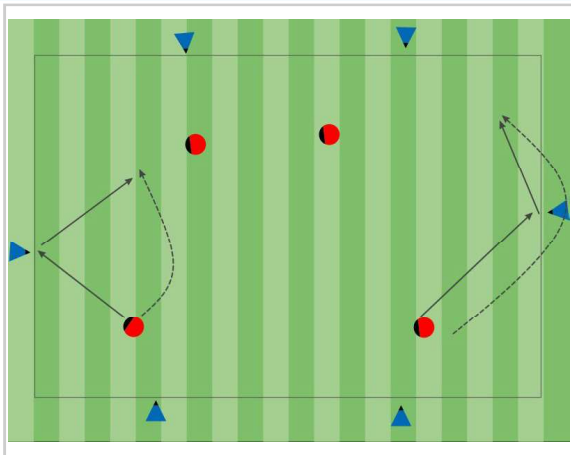
Objective: Using when to dribble and when to pass, committing a defender and combining to beat the defender

Player Actions: Dribble, Receive, Pass, Defend, Support



Initial Play Phase - Play as the players arrive

In a 20x30 area, play 1v1, 2v1, 2v2 - up to 3v3 or 4v4 depending on numbers. Set up area prior to player arrival



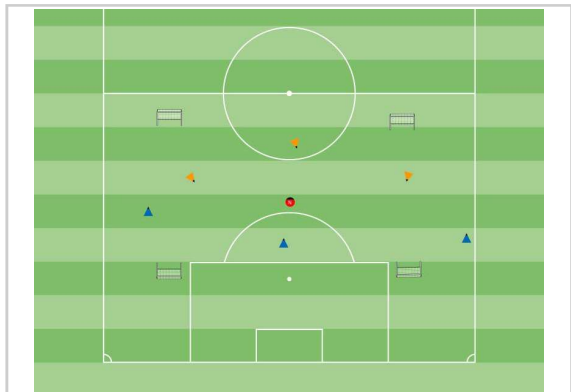
Objective: Introduce Wall Pass and Combination Play

Organization:

In a 20W x 30L grid - Half the players with a ball and half the players without a ball Start with just passing and receiving. Players on inside receive the ball from a player on outside then pass to another player on outside. Do for 1.5 minutes then rotate. First couple rotations focus on passing and receiving technique before moving to wall pass

Coaching Points/Guided Questions

Passing technique and receiving technique - heel down and toe up
Tactics of the combinations
Wall pass - Pass to back foot, one touch back to player and pass to where player is running (not behind)



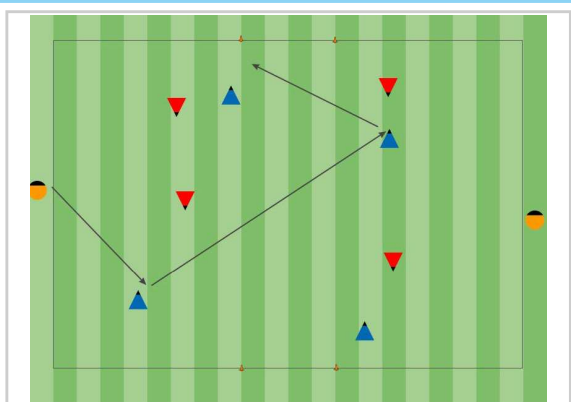
Objective: More repetition of numbers up - when to dribble when to pass

Organization:

Width of field, 25yd L - Adjust as needed
3v3 + 1 to two goals

Coaching Points/Guided Questions

Dribble at opponent to commit them, pass around for give and go.
Dribble if you have space, pass when you don't
Technique, location and pace of pass - Can we pass/receive to back foot so they can play one touch back?
Use width to create space for 2v1 give and gos



Objective: Use the width of neutral bumpers to combine with larger numbers

Organization:

Width of field x 35L - mark a space for bumpers out wide \

Coaching Points/Guided Questions

Technique, location and pace of pass
Pass and receive with correct foot
Coach different opportunities for combination play
Create 2v1s on the side

Final Play Phase - Scrimmage in a larger setting to bring out the topic.

Play 6v6 - 7v7 (U10) - Best to play a 3-1-2 for numbers in the back - can always get outside backs forward - Can use CM to combine to get OB forward.

How did the players do in achieving the goals?

What are three things you did well?

What are three things to work on for next

4v4 7v7 9v9 11v11

Moment: When we have the ball

