

Directions for Referees to Complete Online Coursework in USAV Academy



IT IS NOT ADVISABLE THIS BE COMPLETED ON A PHONE. PLEASE COMPLETE ON EITHER A COMPUTER OR AN IPAD WITH A LARGER SCREEN TO BE ABLE TO INTERFACE WITH THE SOFTWARE. IF COURSEWARE IS NOT LOADING TRY USING A DIFFERENT BROWSER SUCH AS GOOGLE CHROME AND/OR CLEARING YOUR CACHE.

- Go to https://user.sportngin.com/users/sign_in and sign in.

sportsengine

Sign In

Enter Email or Phone

CONTINUE

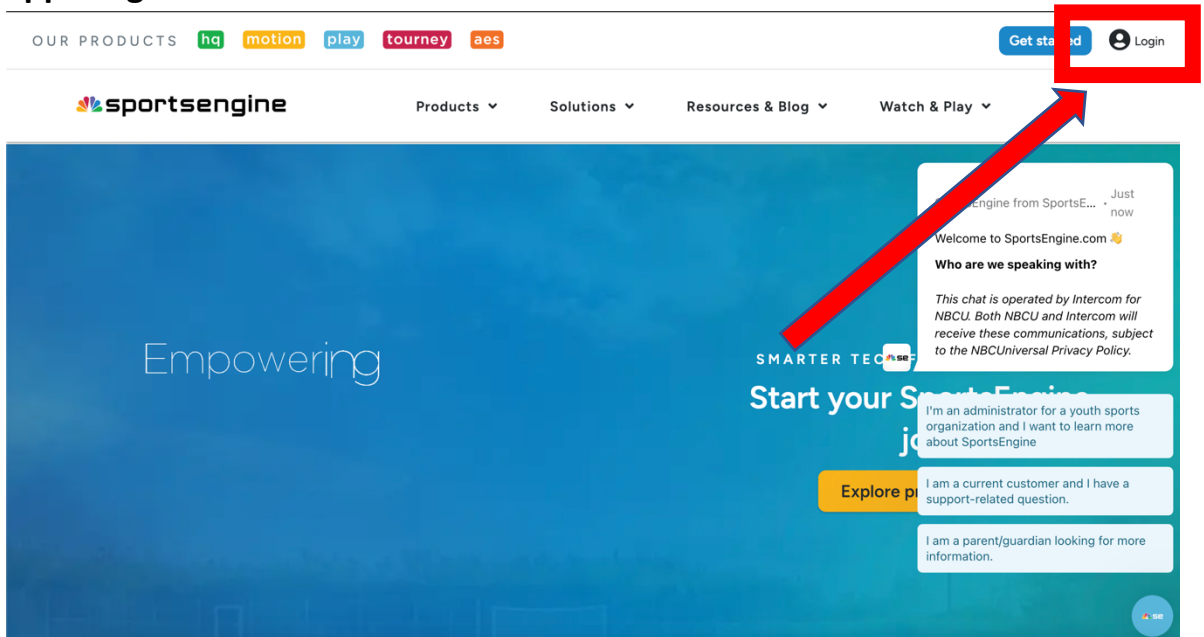
Don't have an account?
[CREATE ACCOUNT](#)

[What's SportsEngine?](#)
Need Help? [SportsEngine Help Center](#)


DO NOT CREATE A SECOND ACCOUNT IF YOU ALREADY HAVE ONE. You can enter the email address with the account and click Forgot your Password? On the next page if you do not remember your password for the account you created.

If you never had a SportEngine (SE) account then click the Create Account Button.

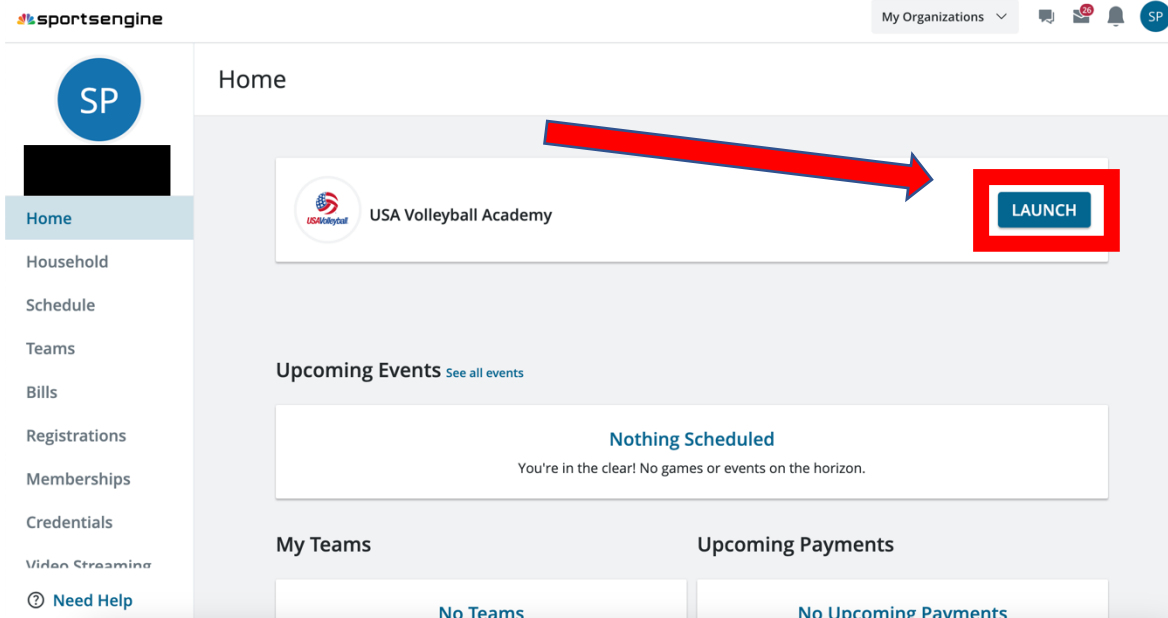
- You may be taken to the SportEngine main page. If so, click **Login** in the upper right hand corner of the screen:



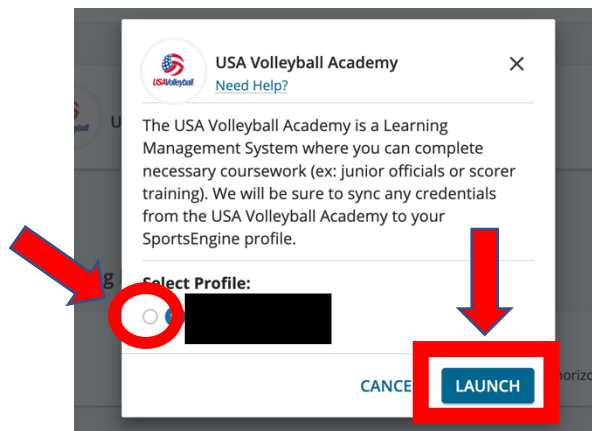
- Then chose to log into SportEngine HQ by clicking the **Login** Button below the Green HQ option on the left-hand side of the screen



- This will bring you to your Sport Engine Dashboard for this account.

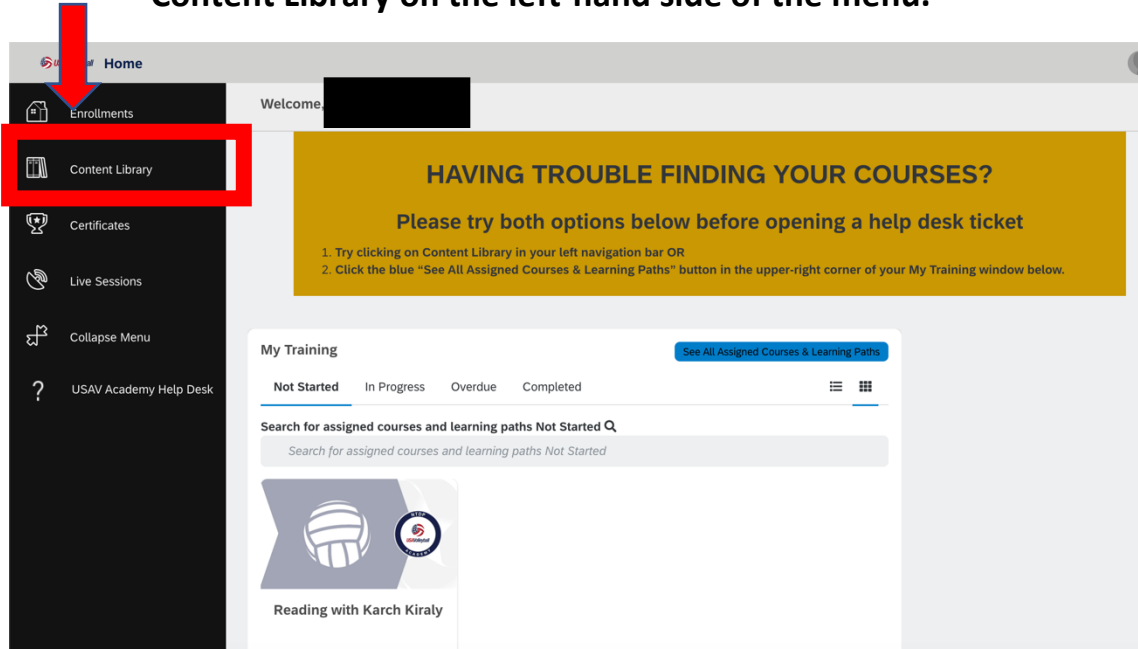


- Click the LAUNCH button on the home screen to open USAV Academy which is where your online coursework is located. (Your name will appear in the redacted in black boxes).

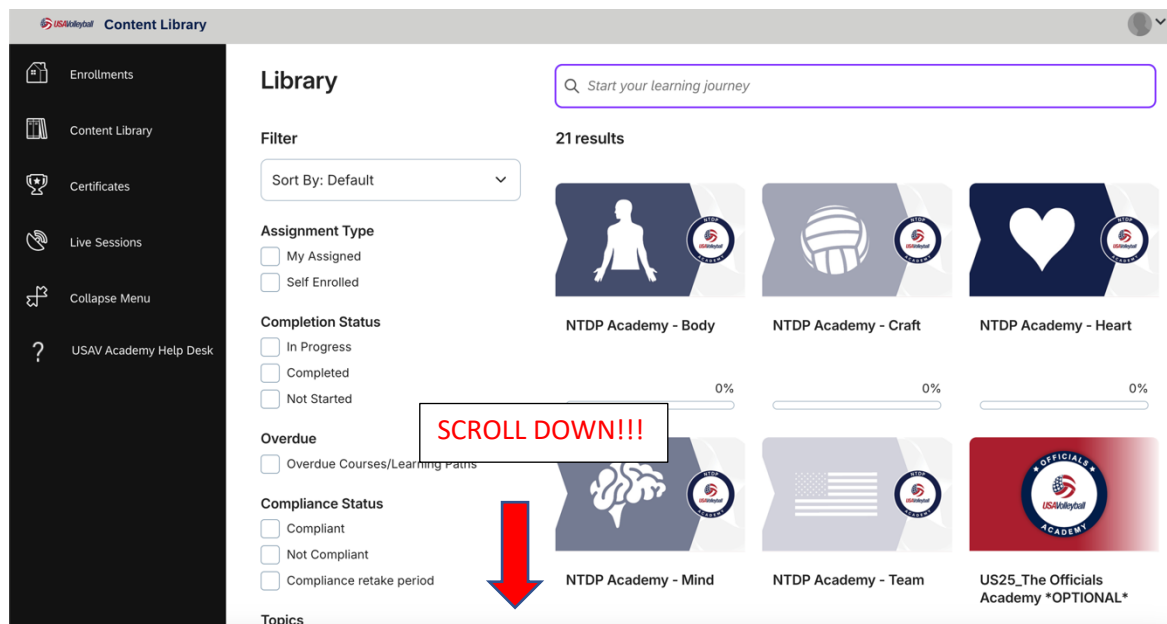


- If you have multiple people on this account (for example you have minors with USAV memberships under your SE account) click on the circle next to the individual you wish to launch USAV Academy for to complete their online requirements.

- USAV Academy will launch. To find the online coursework click on Content Library on the left-hand side of the menu.



- An entire list of Coursework will appear



- Go until you find your Course you need to take and click on it. Referee Certification Courses will be entitled “PSXX_20Y PSR Referee Certification for...” Where XX is the year for the club season (e.g. 25, 26, 27, etc) and Y is either 1 for Provisional Referees (new officials and those referees with provisional certifications please chose this one), 2 for Regional Referees (those officials with a regional certification chose this one), or 3 for Retired National and Junior National Referees.
 - PS25_201 PSR Referee Certification for Provisional and New Officials (highlighted in a red box below)
 - PS25_202 PSR Referee Certification for Regional Officials
 - PS25_203 PSR Referee Certification for Retired Junior National and National Officials

Library

Search:

Rating

5 stars

4 stars

3 stars

2 stars

1 star

Favorites







Yes

No

Has Discussion Forum

Yes

No

Completed	100%	0%	0%
			
PS25_201 PSR Referee Certification for Provisional...	PS25_202 PSR Referee Certification for Regional...	PS25_203 PSR Certification for Retired National and...	
			
Reading with Karch Kiraly	US21_503 2021 National Referee Clinic	US22_503 2022 USAV National Officials Clinic	

- If you are a Junior National Referee, National Referee or National Scorer your coursework will appear as USXX_50Y when released by USAV (where XX is the year and Y is the associated course number or clinic).

- Once open, your coursework will have all the modules loaded for you that you need to complete. Modules can be started and resumed at a later date or time. Each module needs to be completed to 100%. You cannot minimize the tab open once the module begins or it will pause. Each slide of the module needs to be advanced by hitting the next button. Once completed, the module will have a red exit button show on the last slide and once you click the exit button a green circle will show next to the module. Modules that have been started but not complete will have a half a green circle shown over it. Modules not started show a play button next to them. Modules with a name “q” after them (e.g. 105q_Libero Control with Quiz) will allow you to test out of completing the actual module by getting a passing score on the quiz ahead of the module. The exams are all multiple choice or true or false questions and once an answer is attempted it will show correct or incorrect. If incorrect you will be allowed to answer again until it is correct. This will allow you to go through to get 100%. Once every module is complete the percentage at the top will show 100% and an optional certificate can be downloaded for proof of your completion.

The screenshot displays a course interface for "PS25_201 PSR Referee Certification for Provisional and New Officials". The top right shows a progress indicator of 0% and a "Continue this course" button. Below the course title, there are tabs for "Modules" and "Reviews". A list of modules is shown, each with a progress indicator (a green circle) and a "0% My Score" label. Red arrows point to the progress indicators for the first five modules:

- 25_051_Critical Rules and Points of Emphasis (1) 0% My Score
- 25_105q_Libero Control w/Quiz (1) 0% My Score
- 25_106q_Scoring Basics Non-deciding Set w/Quiz (1) 0% My Score
- 25_107q_Scoring Basics - Deciding Set w/Quiz (1) 0% My Score
- 25_202_Ground Rules (1) 0% My Score
- 25_204_Signals (1) 0% My Score

TROUBLESHOOTING

- **If it is not pre-loaded make sure you have purchased a USAV membership for this season.**
- **If you are having troubles viewing, loading, or advancing the slides on the modules please move to a computer or tablet with a large screen. Try changing browsers. Try clearing your cache.**
- **If you are returning and you don't find coursework on the home page you can view this coursework by repeating the steps of clicking on Content Library on the left-hand side of the menu and scrolling down to find your Coursework.**