



Lightweight, roomy and highly breathable, these moisture-wicking, value-priced tees feature PosiCharge technology to lock in color and prevent logos from fading.

- 3.8-ounce, 100% polyester interlock with PosiCharge technology
- Removable tag for comfort and relabeling
- Set-in sleeves

Given the extreme heat required for sublimation, please consult with your decorator. It is highly recommended to sample test product by color before production.

CARE INSTRUCTIONS

Machine wash cold with like colors, non-chlorine bleach only if needed, do not use fabric softener, tumble dry low, remove promptly, cool iron if necessary, do not dry clean.

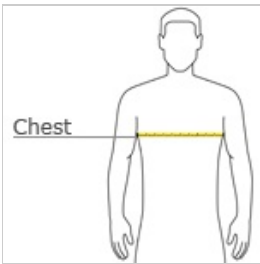


front



back

HOW TO MEASURE









CHEST WIDTH

Measure under the arm and around the fullest part of the chest with arms down, keeping tape horizontal.

SIZE CHART

	XS	S	M	L	XL
Size	4	6/8	10/12	14/16	18/20
Chest	25-26	26-28	28-30	30-32	32-35

COLOR INFORMATION

 Atomic Blue PMS 2203C	 Black PMS NTR BLACK C	 Cardinal PMS 7421C	 Carolina Blue PMS 7454C	 Deep Orange PMS 173C	 Forest Green PMS 553C	 Gold PMS 1235C	 Grey Concrete PMS COOL GRAY 10C	 Hot Coral	 Iron Grey PMS 7540C	 Kelly Green PMS 341C
 Lime Shock PMS 375C	 Maroon PMS 504C	 Neon Orange	 Neon Pink PMS 806C	 Neon Yellow	 Pink Raspberry PMS 7425C	 Purple PMS 7672C	 Silver PMS 429C	 Texas Orange PMS 7584C	 Tropic Blue PMS 7474C	 True Navy PMS 533C
 True Red PMS 200C	 True Royal PMS 7686C	 White								