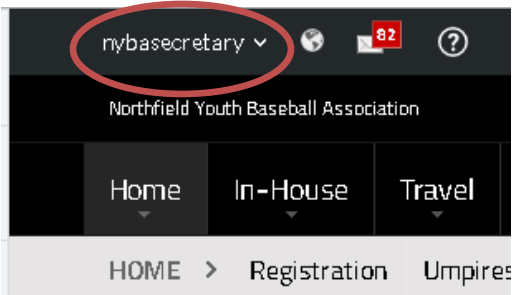
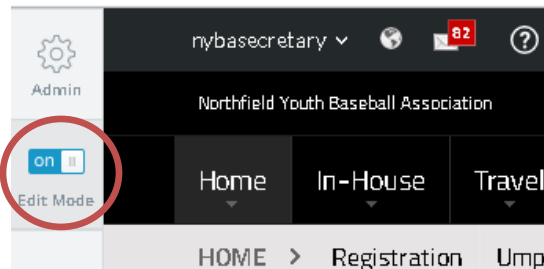


Sending Team Communications:

Log in to SportsEngine in the upper left of www.northfielddyouthbaseball.com



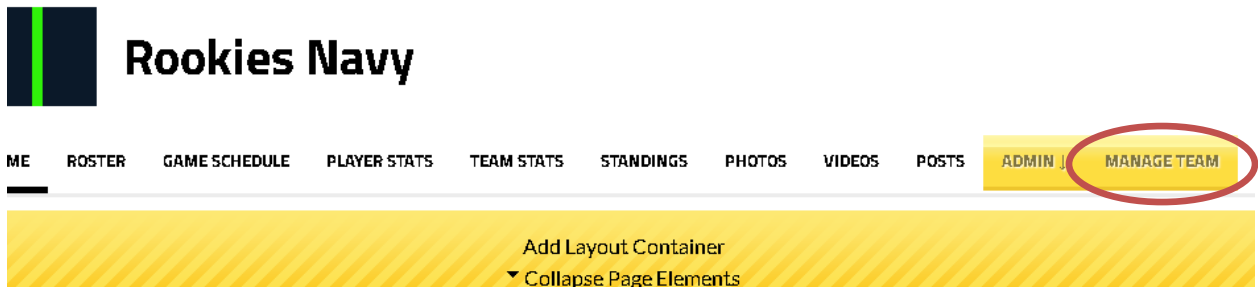
Click on the Edit Mode button that will appear after logging in in the upper left side of the page. Turn it to ON.



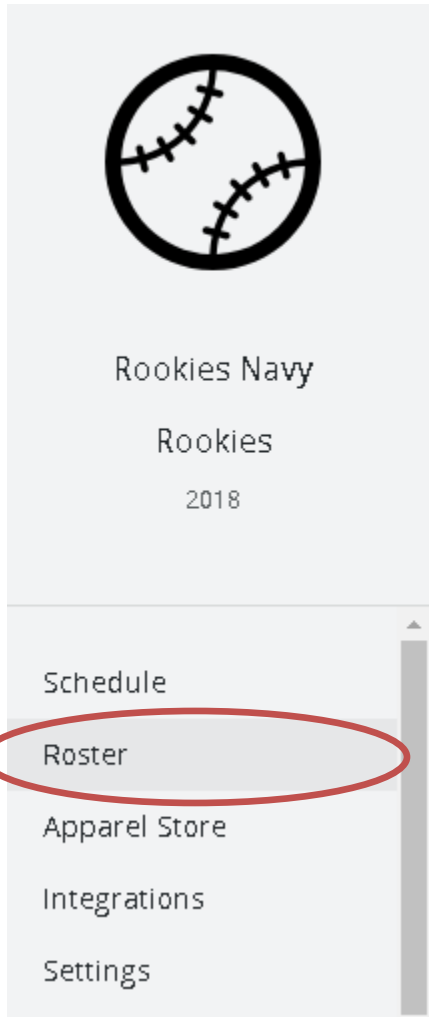
Once that is on, navigate to your team page. For example, hover over the IN-HOUSE tab in the top heading bar on the main webpage. Then hover over In-House Leagues in the drop down, then your appropriate league (Tball, Futures, Rookies, Minors, Majors). Once on that Leagues main page the team colors will be displayed along the top. Select your team.



Once you choose your team page there should be a "Manage Team" tab across the top.



Then select "Roster" from the menu on the left side of the page.



Select the player/coaches to send the message to by clicking on the top box to select all or checking the box next to their name to send to individuals. Then click on the message button. The message should be populated with those you selected. Compose and send.

Roster

Players Staff

Search

MESSAGE

+ ADD PLAYERS

PRINT ROSTER

PRINT CONTACT LIST

<input type="checkbox"/>	NAME	NUMBER	POSITIONS	STATUS	MESSAGES
--------------------------	------	--------	-----------	--------	----------