

How to add your home field  
location to your team page





# Gahanna Lions Blue

HOME ROSTER GAME SCHEDULE PLAYER STATS TEAM STATS STANDINGS PHOTOS VIDEOS POSTS ADMIN ↓ MANAGE TEAM

Add Layout Container  
Collapse Page Elements

LAYOUT CONTAINER

Add Page Element

Pitcher Eligibility Tracker

## PITCHER ELIGIBILITY AS OF: 01/18/22

NAME	CURRENT STATUS	NEXT ELIGIBLE GAME	PREVIOUS GAME	PITCHES
Dylan Wicker	ELIGIBLE	2022-04-19	-	-
James Klein	ELIGIBLE	2022-04-19	-	-
Zarian Washington	ELIGIBLE	2022-04-19	-	-
Evan Yekisa	ELIGIBLE	2022-04-19	-	-
Alec Eckhardt	ELIGIBLE	2022-04-19	-	-

Go to your team page and login.

Click on add layout container

NEW LAYOUT CONTAINER

CLOSE

Choose a Layout Container from the list below:



### NEW LAYOUT CONTAINER

Create a new layout container from scratch




### MIRROR LAYOUT CONTAINER




Use a mirror container



This Screen will pop up



Click on New Layout Container


NEW LAYOUT CONTAINER CLOSE

 **CREATE LAYOUT CONTAINER**  
Select one of the available layout containers.

Select Column Layout: ☐  ☒  ☐ 

☐  ☐ 

☐  ☐ 



☐ 



Name:

Create Layout Container

Select a shape of layout container you wish to add. You can choose any of these to add to your team page.


Then click on Create Layout Container


 LAYOUT CONTAINER 

The will show up at the bottom of your team page.



 **LAYOUT CONTAINER**



If you click on this 4 sided arrow, you can drag the new layout container to any where on your team page you like. We are going to move this one up to the top of the page from the bottom of the page

Add Layout Container  
▼ Collapse Page Elements

LAYOUT CONTAINER

Add Page Element

LAYOUT CONTAINER

Add Page Element

Pitcher Eligibility Tracker

**PITCHER ELIGIBILITY AS OF: 01/18/22**

NAME	CURRENT STATUS	NEXT ELIGIBLE GAME	PREVIOUS GAME	PITCHES
Dylan Wicker	ELIGIBLE	2022-04-19	-	-

Here it shows I moved the new container to the top of the team page, above the Pitcher chart.

Click on Add Page Element

ADD NEW PAGE ELEMENT

CLOSE

Choose a Page Element from the list below:

**TEXT BLOCK**  
Perfect for adding subtitles and general text to your page. Use the formatting options to customize the display and add links. You can also add an image to your Text Block.

**SINGLE PHOTO**  
Upload a single photo or image to display on your page.

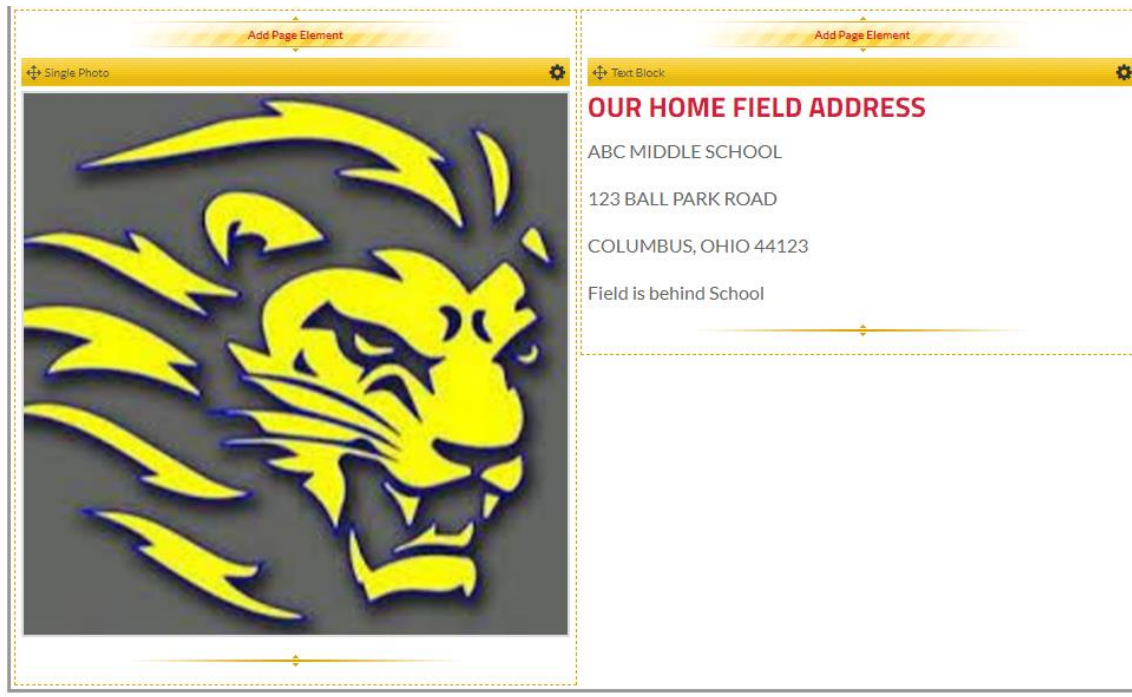
Select Text Block

For spelling suggestions, you may need to right-click on the word while holding down the Command (Mac) or Control (Windows) key.

This will pop up and you can then add your field location, address for others to use to find your home field.

Once you add your address here, click on create this page element

It will then populate your team page as so.



You can also add your team logo as shown if you wish. You would do as follows:

\*create page element in the block next to your home field.

- Select “Single Photo”. Certain types you can add, such as a jpeg or png file.
- Click Save – always click save