





How to Link Your SportsEngine Account to New CCYBSA Website


Visit www.ccybsa.com




Click “Sign In” in the top right corner and log-in using your SportsEngine account information (you can try using your old log-in credential information from the old CCYBSA.sportssignup.com website)




After you have successfully logged-in to the CCYBSA website using your SportsEngine credentials, you will have a list of icons that appear.




Click on the Blue Circle with the initials that appears of the individual who is logged in.



After clicking on the Blue Circle, a pop-up window will appear.

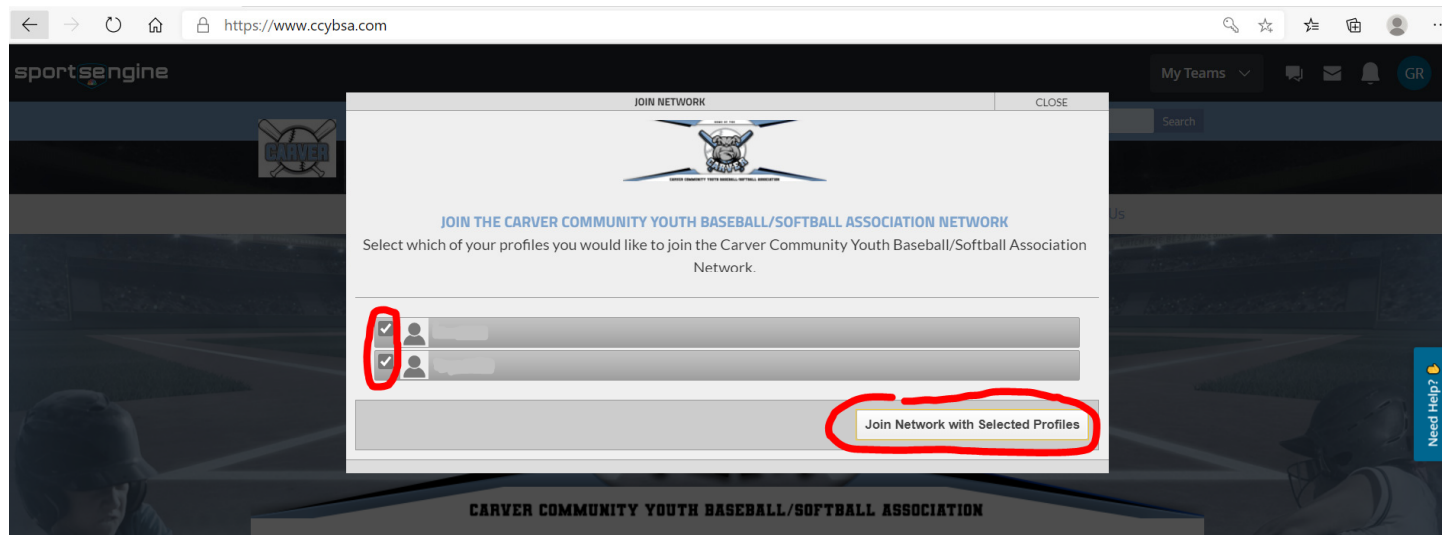


Click “Connect to Site” to have your SportsEngine credentials and profiles be linked to the new CCYBSA website.



Click and select with a Checkmark the profiles that you want to add from your SportsEngine credentials/account to Join the “Carver Community Youth Baseball/Softball Association Network” (website).

Click “Join Network with Selected Profiles”.



Success!! Your SportsEngine profiles have been added to the new CCYBSA Website! Your profiles will now appear in the CCYBSA Webmaster’s Member Directory for the CCYBSA website. You will now be able to register with ease and have your profiles and player information available to you to register.

