

EDIT BUTTON INFO – YOU MUST FIRST BE ON YOUR TEAM PAGE AND LOGGED IN

The screenshot shows the sportsengine website interface. At the top, there's a dark navigation bar with the 'sportsengine' logo and a search bar. Below this is a red banner with the text 'Central Ohio Youth Baseball League'. The main content area features a large image of a baseball player in a dark jersey swinging a bat. Overlaid on this image is a white box containing the text 'CENTRAL OHIO YOUTH BASEBALL LEAGUE' and 'Providing a Competitive and Educational Baseball Experience for the Youth of Central Ohio'. Below this box, there's a section for 'TEAM 2023' with a 'USA BASEBALL' logo and a 'HEAD COACH' section for Doug Hare. A blue arrow points to the 'EDIT' button in the top left corner of the page.

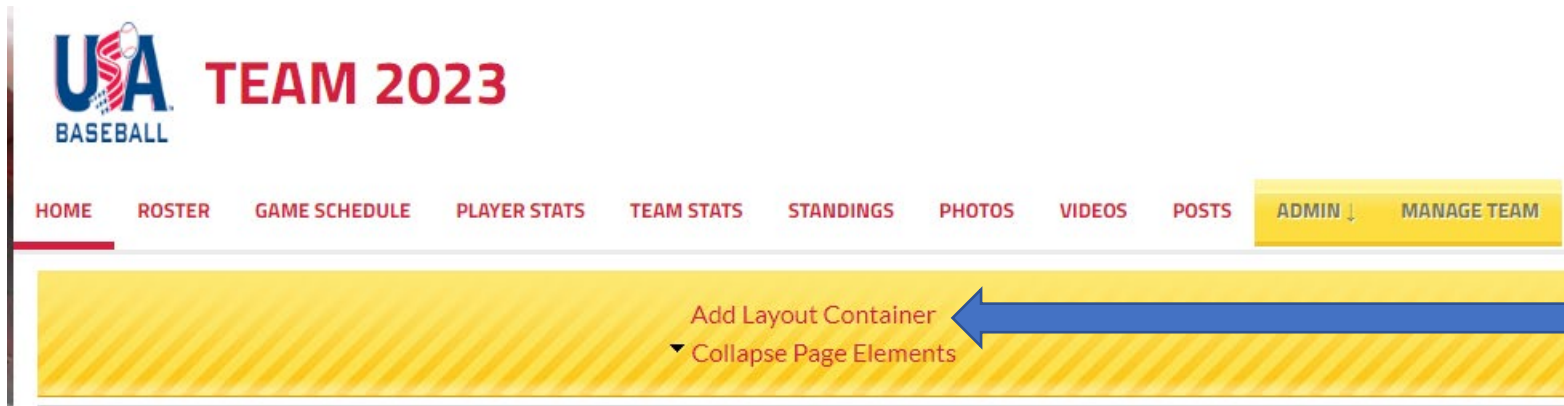
Initially when you are logged in on your team page, the EDIT button will be grayed out. You will need to click on the edit button to enter edit mode.

You must be on your team page when you login. You will not see the edit button if not on your team page.

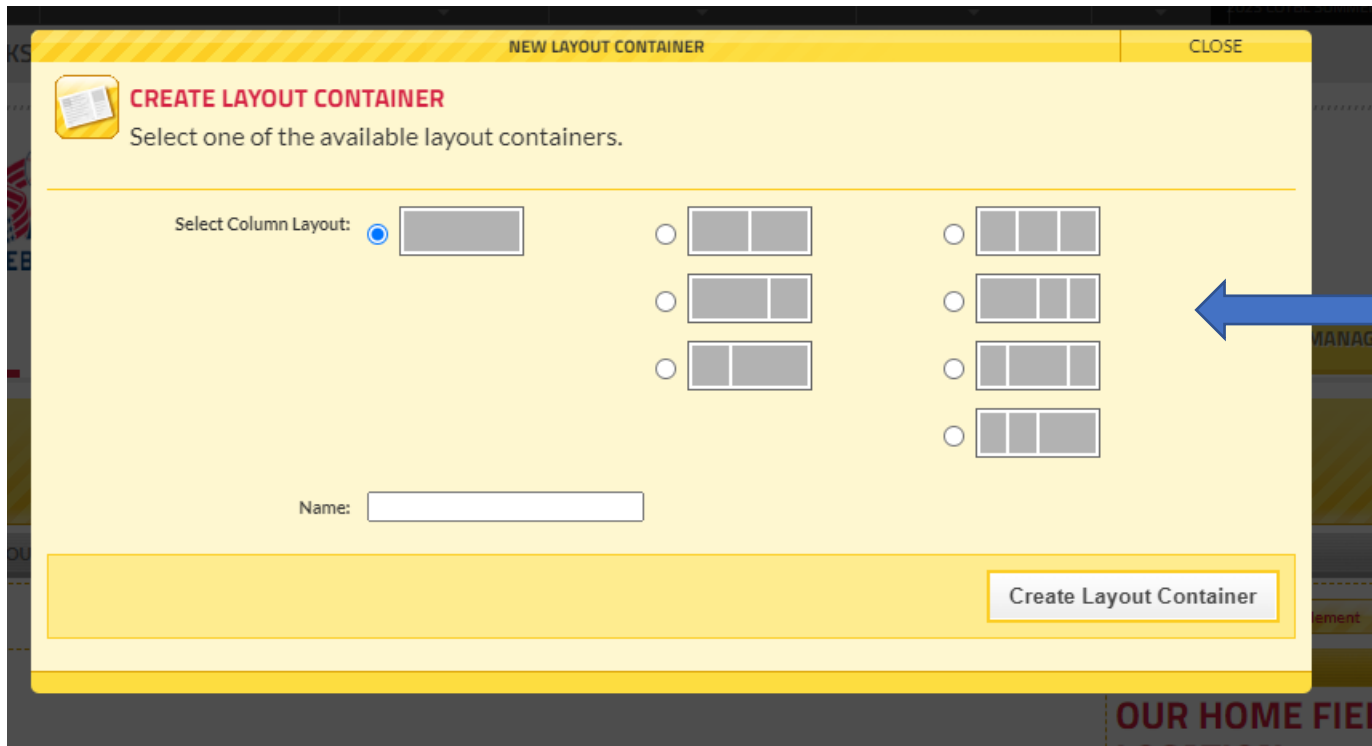
The screenshot shows the sportsengine website interface. At the top, the 'sportsengine' logo is on the left, and 'My Organizations' with a dropdown arrow is on the right. Below the logo, a red navigation bar contains links: 'Home', 'Managers Help page', 'Player Safety', 'Teams and Standings', 'LEAGUE RULES', and 'More +'. A search bar is also present. Below this, a breadcrumb trail reads: 'BROCKSTRONG DIVISION > Orange Baseball Club - Orange > Dirtbags > Big Katz > Gahanna Lions Gold > More +'. The main content area features a large background image of baseball players. Overlaid on this is a team page for 'TEAM 2023'. The page has a yellow header with the text 'Providing a Competitive and Educational Baseball Experience for the Youth of Central Ohio'. Below this, there are tabs for 'REGULAR SEASON' and '2023 COYBL SUMMER SEASON'. The page includes a 'Share this Team' link and a 'Teams and Standings' section with filters for '12U', 'Brockstrong Division', and 'TEAM 2023'. The main content area is titled 'USA TEAM 2023' and includes a navigation bar with links: 'HOME', 'ROSTER', 'GAME SCHEDULE', 'PLAYER STATS', 'TEAM STATS', 'STANDINGS', 'PHOTOS', 'VIDEOS', 'POSTS', 'ADMIN', and 'MANAGE TEAM'. Below this, there is a yellow section with the text 'Add Layout Container' and 'Collapse Page Elements'. The page is divided into three columns by dashed lines, each with a 'Add Page Element' button. The first column contains a 'Single Photo' element with the 'USA BASEBALL' logo. The second column contains a 'Content' element with the text 'DOUG HARE HEAD COACH Phone: 614-778-1391'. The third column contains a 'Text Box' element with the text 'OUR HOME FIELD LOCATION 330 Huntington Park Lane, Columbus 43215'. A blue arrow on the left side of the page points to the 'Edit' button in the top left corner of the team page.

When edit button is blue, you can then edit your team page

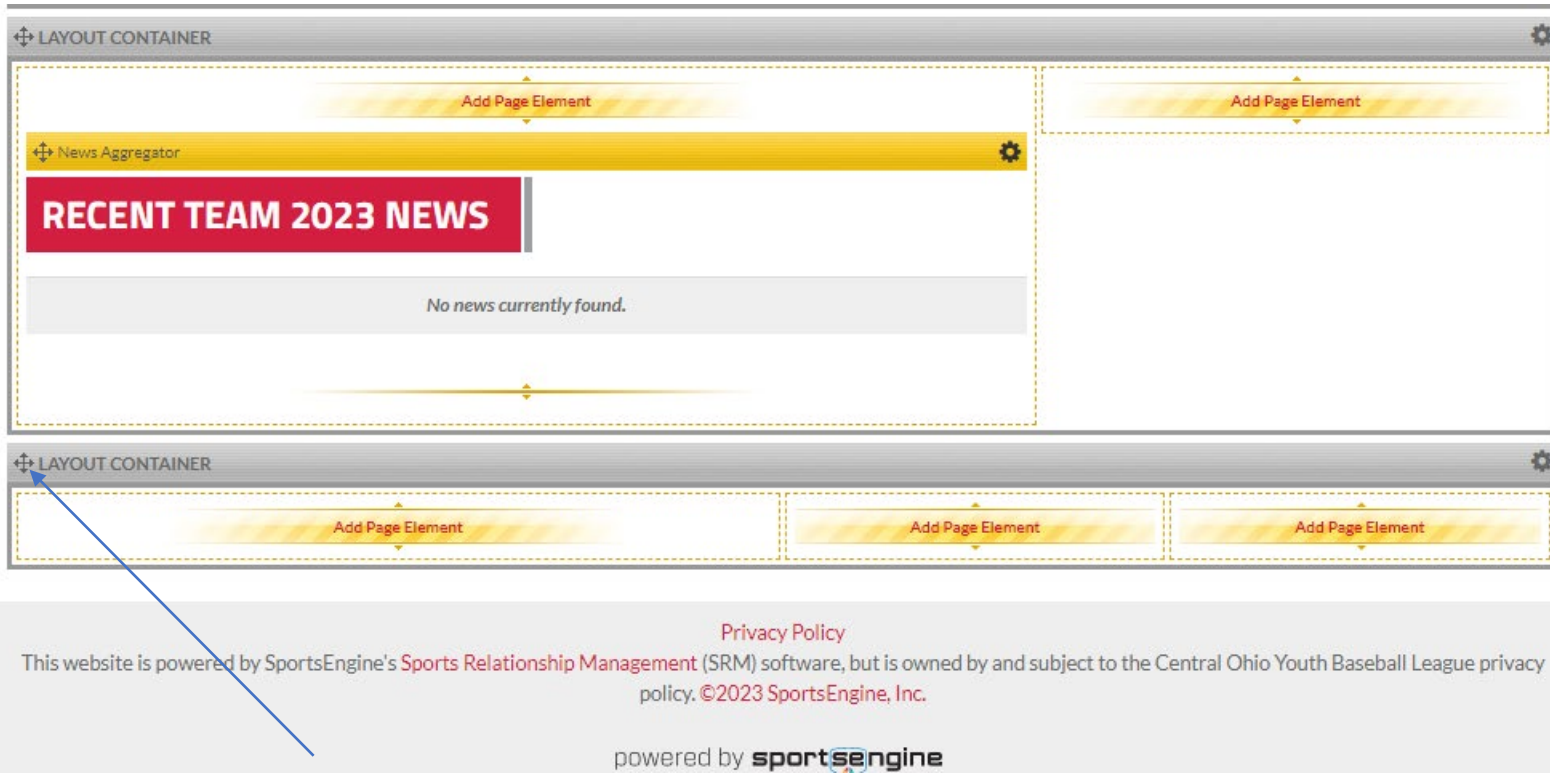
Once in edit mode, the screen appearance will change. I will explain layout containers now.



Add a layout container by clicking on "Add a Layout Container"



Choose a layout container shape and then click create layout container



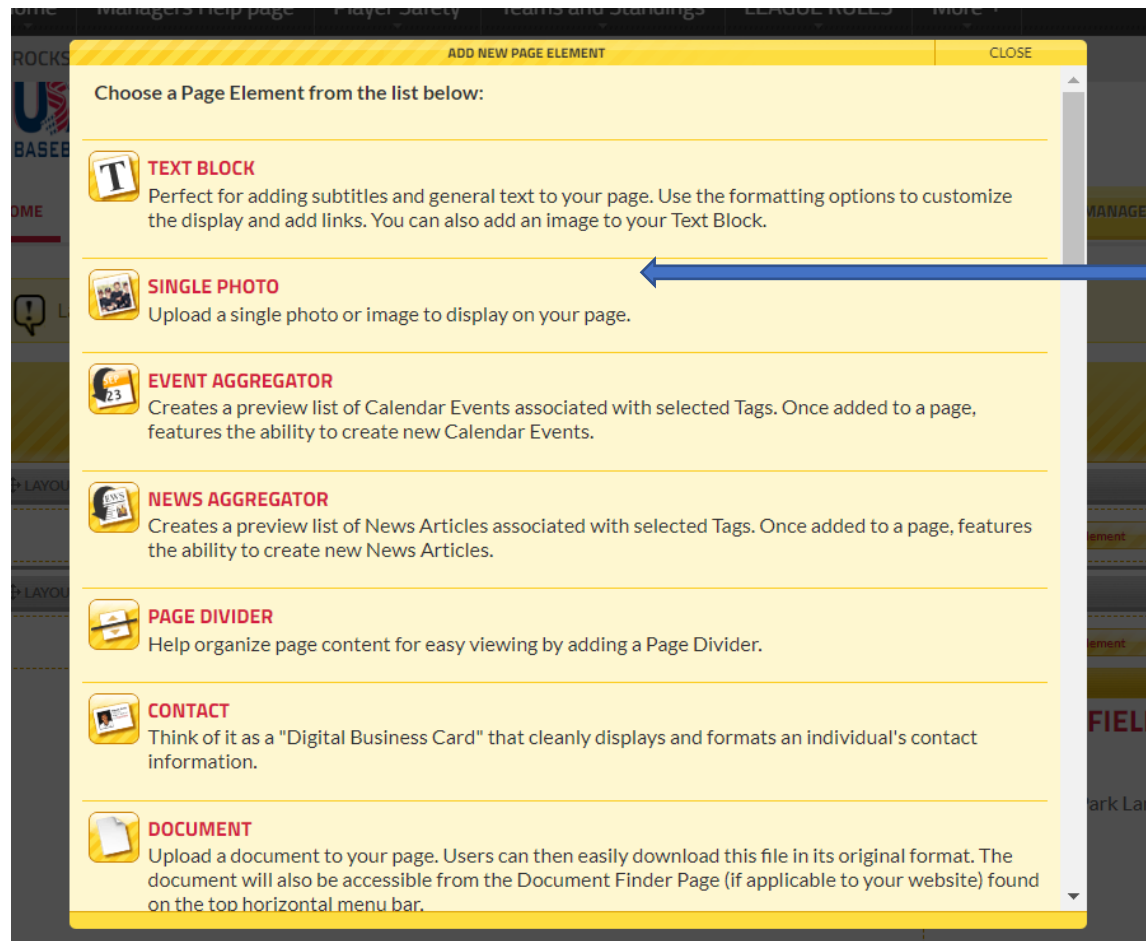
When you create a new layout container, it is loaded on the bottom of your team page. You can move it to any place on your team page by grabbing the arrow on the upper left hand corner and drag it up to where you want it.

Next we will add a page element in your layout container



Click on add a page element

You will then get the options shown below to choose from



We are going to add a photo first
Click on the Single Photo tab

ADD NEW PAGE ELEMENT CLOSE

SINGLE PHOTO

Find the image you would like to upload on your computer. File types that are accepted include: JPG, GIF and PNG. Horizontal images with a width of at least 1024 pixels will look best.

Image to Upload: No file chosen

Alt Text:
Alternate text explaining the image to help users who cannot see it (e.g., describing a photo in a news article or writing out the text of an advertisement).

Link to Image:

Image Caption:

Show Original Image:
"Show Original Image" will render the uncompressed image, which may lead to slower page load times; the image will still be re-sized to fit the page and layout container.

SportsEngine Mirroring:
Mirrors of this Page Element that are placed on other pages will reflect all updates that are made to this element. If this content is ever disabled or deleted, all mirrors reflecting this content will also be disabled or deleted.

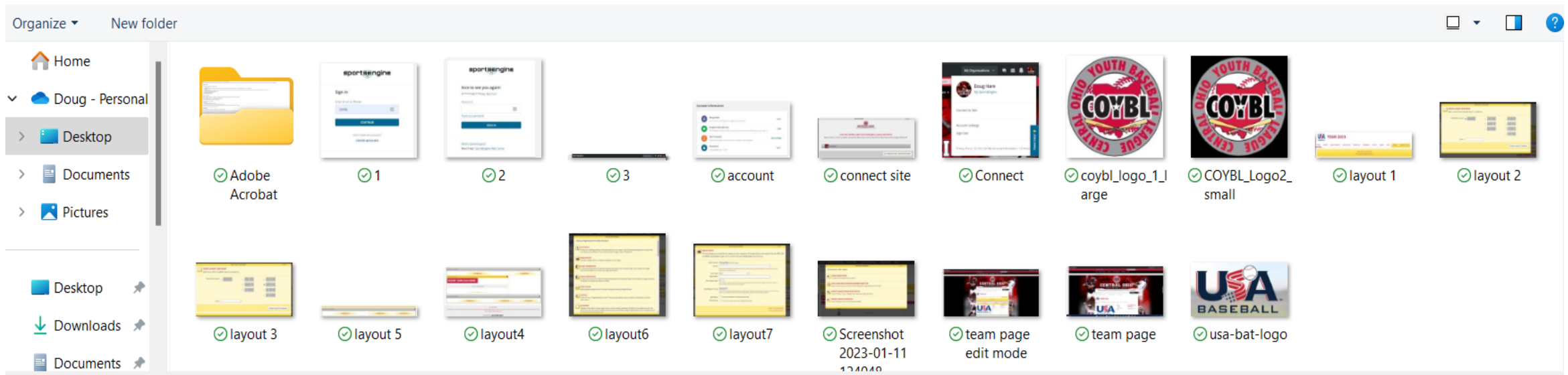
Lock in Place: ☐ Prevent this element from being repositioned.

Disable Editing: ☐ Prevent non-webmasters from editing this element.

[Create This Page Element](#)
[Return to Page Element Menu](#)

Click on “choose file”

choose a photo from your computer and click
create this page element

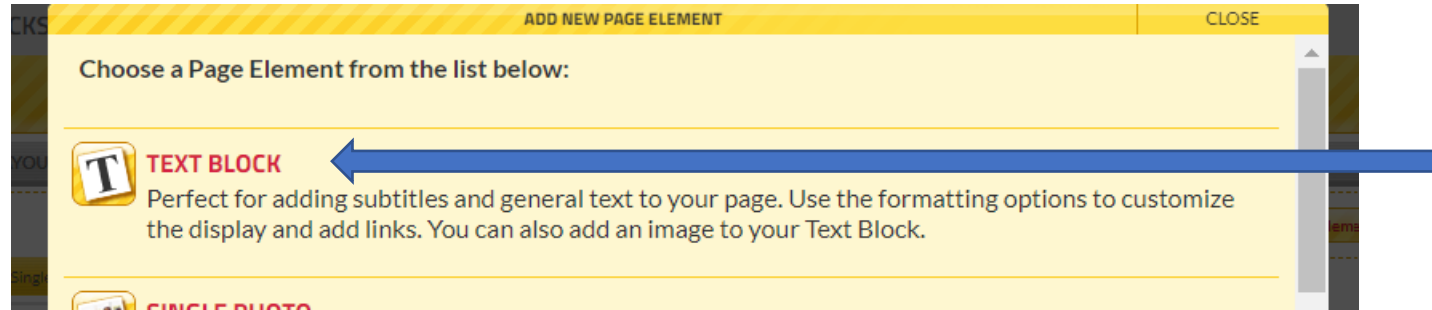




The photo will be added to your team page

Next we will add your home field information

We will use a text block for entering your home field info



Click on text block

Enter info as shown below

TEXT BLOCK

Type a Subtitle describing the Content of the Text Block. Type the Content of your Text Block, using the formatting options to customize the display.

NOTE: Press "Shift+Enter" to single space Content text. If you press just "Enter/Return" it will put the next sentence in its own paragraph.

For spelling suggestions, you may need to right-click on the word while holding down the Command (Mac) or Control (Windows) key.

Subtitle:

Subtitle Alignment:

Content:

B I U S I_x **1 2 3 4 5 6 7 8 9 10 11 12** **1 2 3 4 5 6 7 8 9 10 11 12** **1 2 3 4 5 6 7 8 9 10 11 12**

Normal **Font** **Size** **A** **A** **Source**

HUNTINGTON PARK

30 Huntington Park Lane, Columbus 43215

body p

It will then be displayed as this on your team page

**HOME FIELD
LOCATION**

HUNTINGTON PARK

30 Huntington Park Lane,
Columbus 43215

EDIT SINGLE PHOTO CLOSE

SINGLE PHOTO
Find the image you would like to upload on your computer. File types that are accepted include: JPG, GIF and PNG. Horizontal images with a width of at least 1024 pixels will look best. Select a new file to overwrite the current image.


Current Image: 

Image to Upload: No file chosen

Alt Text:
Alternate text explaining the image to help users who cannot see it (e.g., describing a photo in a news article or writing out the text of an advertisement).

Link to Image:

Image Caption:

Show Original Image:
"Show Original Image" will render the uncompressed image, which may lead to slower page load times; the image will still be re-sized to fit the page and layout container.

SportsEngine Mirroring:
Mirrors of this Page Element that are placed on other pages will reflect all updates that are made to this element. If this content is ever disabled or deleted, all mirrors reflecting this content will also be disabled or deleted.

Lock in Place: ☐ Prevent this element from being repositioned.

Disable Editing: ☐ Prevent non-webmasters from editing this element.

You can add more pictures on your team page

Added info still in edit mode

Added info out of edit mode

The image shows a screenshot of a web page in edit mode. The page layout includes a header with the USA Baseball logo, a sidebar with contact information for Doug Hare, and a main content area with a large photo of a baseball team. The edit mode interface is visible, showing dashed borders around the content elements and an 'Add Page Element' button in the top right corner of each section. A blue arrow points from the text 'Added info still in edit mode' to the top right corner of the sidebar, and another blue arrow points from the text 'Added info out of edit mode' to the bottom right corner of the main content area.

TEAM 2023

HOME ROSTER GAME SCHEDULE PLAYER STATS TEAM STATS STANDINGS PHOTOS VIDEOS POSTS

DOUG Hare
Phone: 6147781391

HOME FIELD LOCATION
HUNTINGTON PARK
30 Huntington Park Lane,
Columbus 43215

USA BASEBALL

James Creel Photography

The image shows a screenshot of a web page in live mode. The page layout includes a header with the USA Baseball logo and a navigation menu. The sidebar contains contact information for Doug Hare, and the main content area features a large photo of a baseball team. The live mode interface is visible, showing solid borders around the content elements and a 'James Creel Photography' watermark on the bottom left of the main photo.

This is the pitch tracker that will be added to all team pages by COYBL.
It will be populated when your roster is loaded and those that have any chance to pitch will be designated as a Pitcher on your roster. If they are not shown on this tracker, they cannot pitch until they are added as a pitcher to your roster – SEE ADDING ROSTER INSTRUCTIONS

LAYOUT CONTAINER

Add Page Element

Pitcher Eligibility Tracker

PITCHER ELIGIBILITY AS OF: 01/14/23

NAME	CURRENT STATUS	NEXT ELIGIBLE GAME	PREVIOUS GAME	PITCHES
Pete Tarnapoll	ELIGIBLE	2023-01-21	-	-
Nate Whisner	ELIGIBLE	2023-01-21	-	-
Mark Dountz	ELIGIBLE	2023-01-21	-	-

Pitch Smart (ages 11-12)

- Daily Max (Pitches in a Game) is 85 pitches
- If a player pitches 66 or more pitches in a day, four (4) calendar days of rest and a game must be observed.
- If a player pitches 51 - 65 or more pitches in a day, three (3) calendar days of rest and a game must be observed.
- If a player pitches 36 - 50 pitches in a day, two (2) calendar days of rest and a game must be observed.
- If a player pitches 21 - 35 pitches in a day, one (1) calendar day of rest must be observed.
- If a player pitches 1 - 20 pitches in a day, no calendar day of rest is required before pitching again.