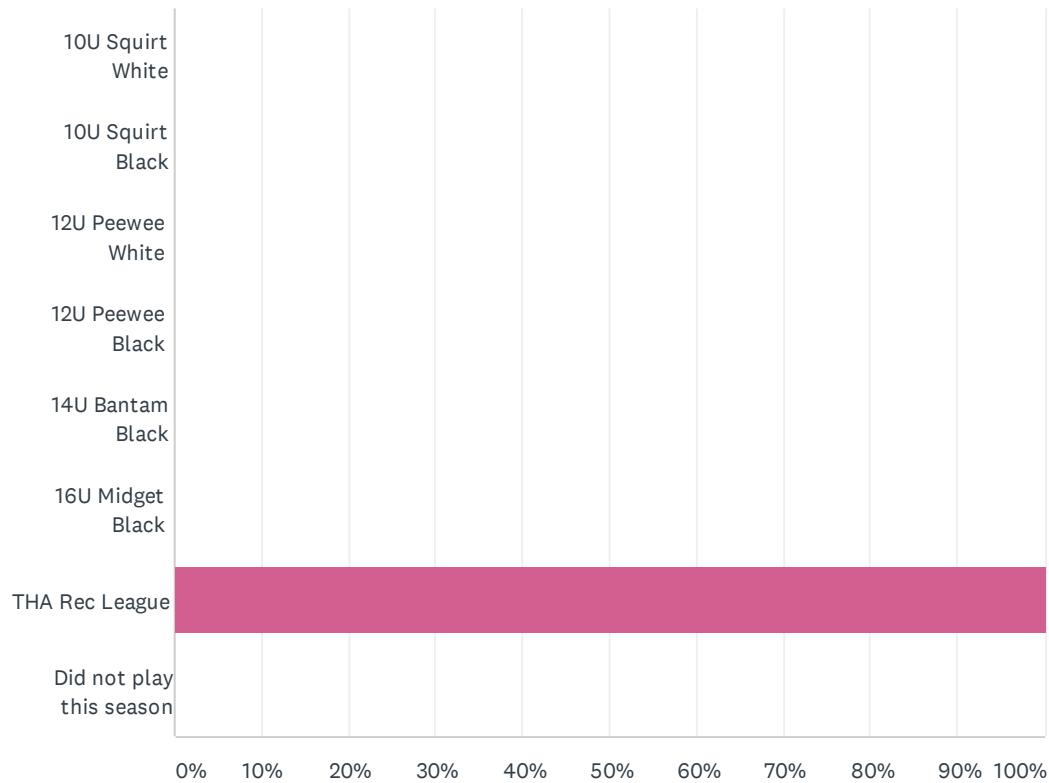


**Q1 Which team / program did your child participate in this season?**  
 (answer required) Note: If you had multiple children play hockey this season (e.g., (1) squirt and (1) bantam player ), please complete a separate survey for each program / team.

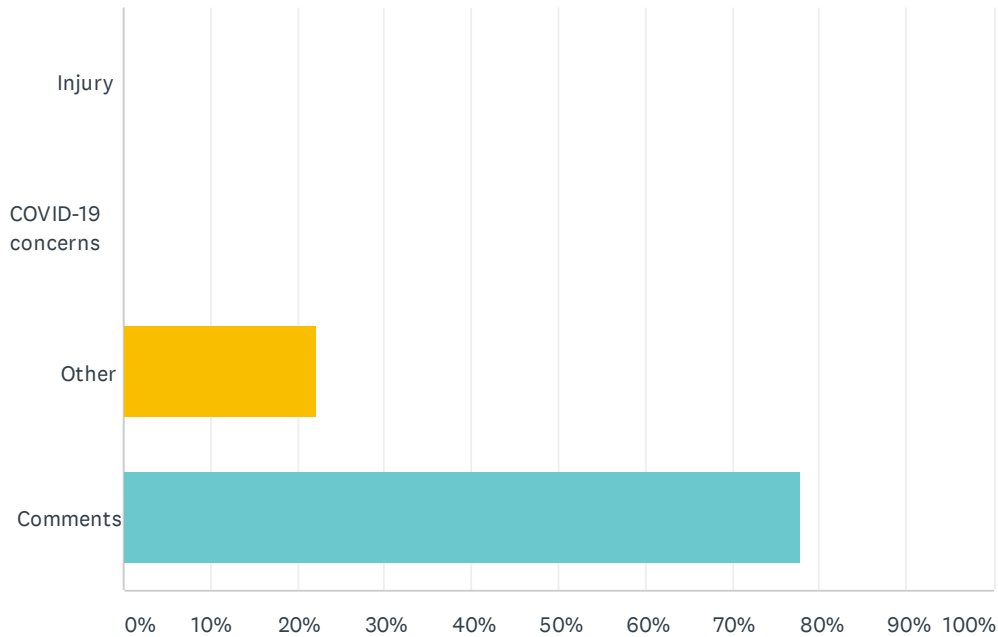
Answered: 21 Skipped: 0



ANSWER CHOICES	RESPONSES	
10U Squirt White	0.00%	0
10U Squirt Black	0.00%	0
12U Peewee White	0.00%	0
12U Peewee Black	0.00%	0
14U Bantam Black	0.00%	0
16U Midget Black	0.00%	0
THA Rec League	100.00%	21
Did not play this season	0.00%	0
<b>TOTAL</b>		<b>21</b>

## Q2 If you did not participate in the 2020-21 season, what was the reason?

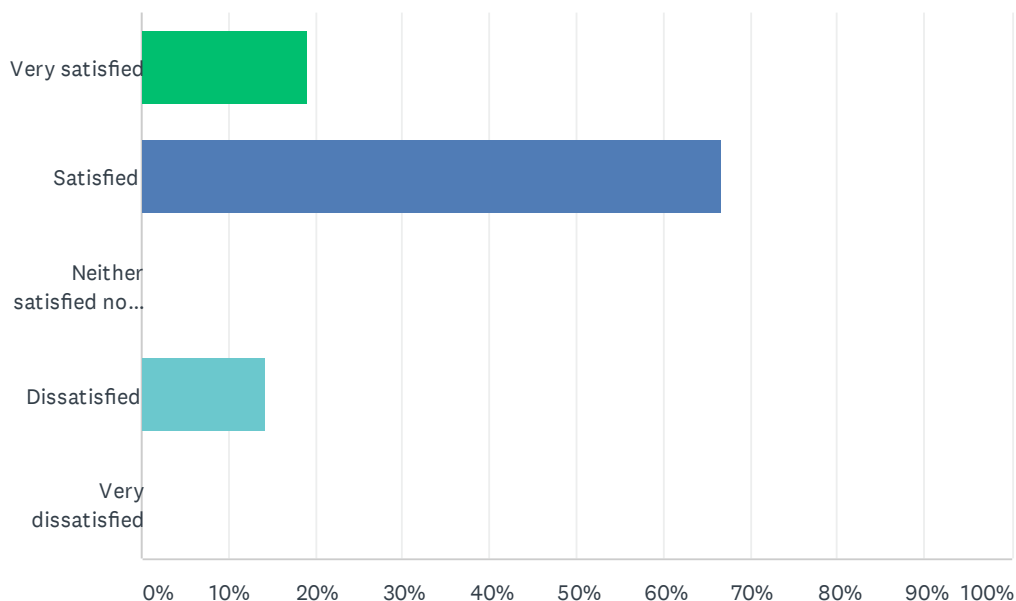
Answered: 9 Skipped: 12



ANSWER CHOICES	RESPONSES	
Injury	0.00%	0
COVID-19 concerns	0.00%	0
Other	22.22%	2
Comments	77.78%	7
<b>TOTAL</b>		<b>9</b>

### Q3 As a parent of a player, please rate your overall satisfaction with your experience this season.

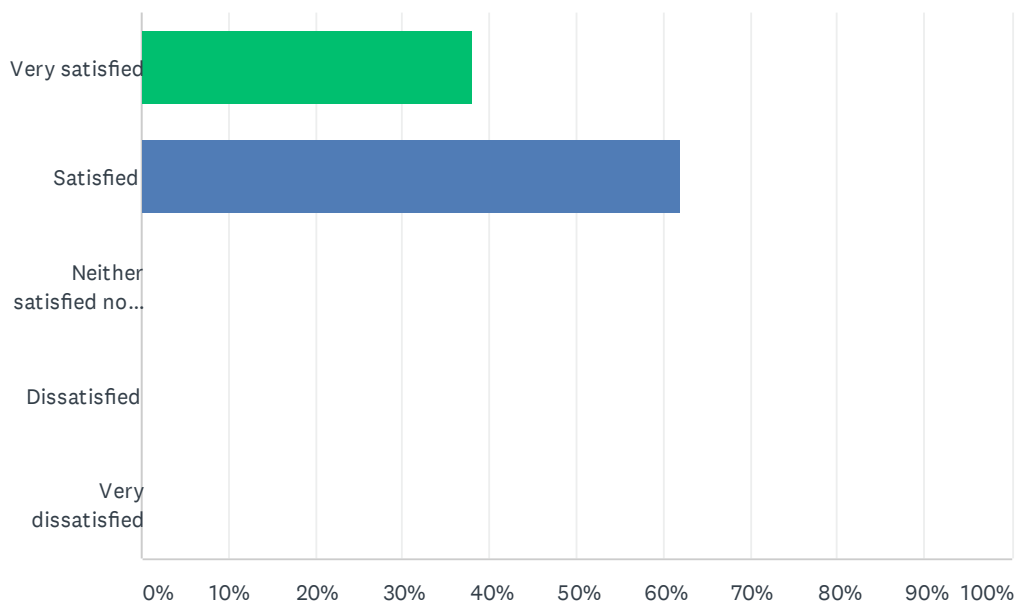
Answered: 21 Skipped: 0



ANSWER CHOICES	RESPONSES	
Very satisfied	19.05%	4
Satisfied	66.67%	14
Neither satisfied nor dissatisfied	0.00%	0
Dissatisfied	14.29%	3
Very dissatisfied	0.00%	0
TOTAL		21

## Q4 Please ask your player then rate his/her overall satisfaction with their experience this season.

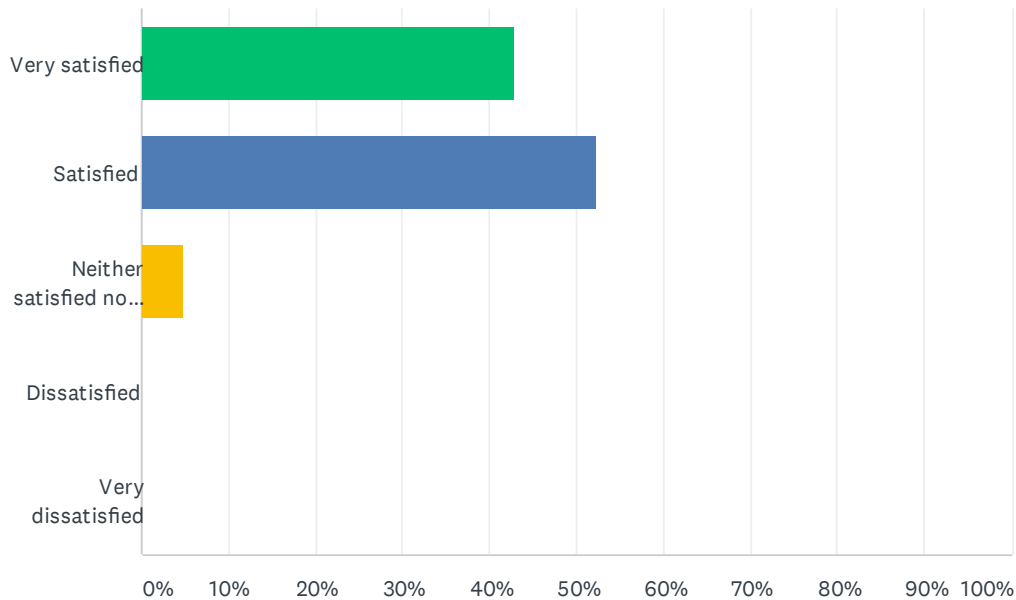
Answered: 21 Skipped: 0



ANSWER CHOICES	RESPONSES	
Very satisfied	38.10%	8
Satisfied	61.90%	13
Neither satisfied nor dissatisfied	0.00%	0
Dissatisfied	0.00%	0
Very dissatisfied	0.00%	0
<b>TOTAL</b>		<b>21</b>

**Q5 Please rate your satisfaction with the coaching that your child received this season. Please take into consideration your child's skill development, his/her level of enjoyment, team management and communication received this season.**

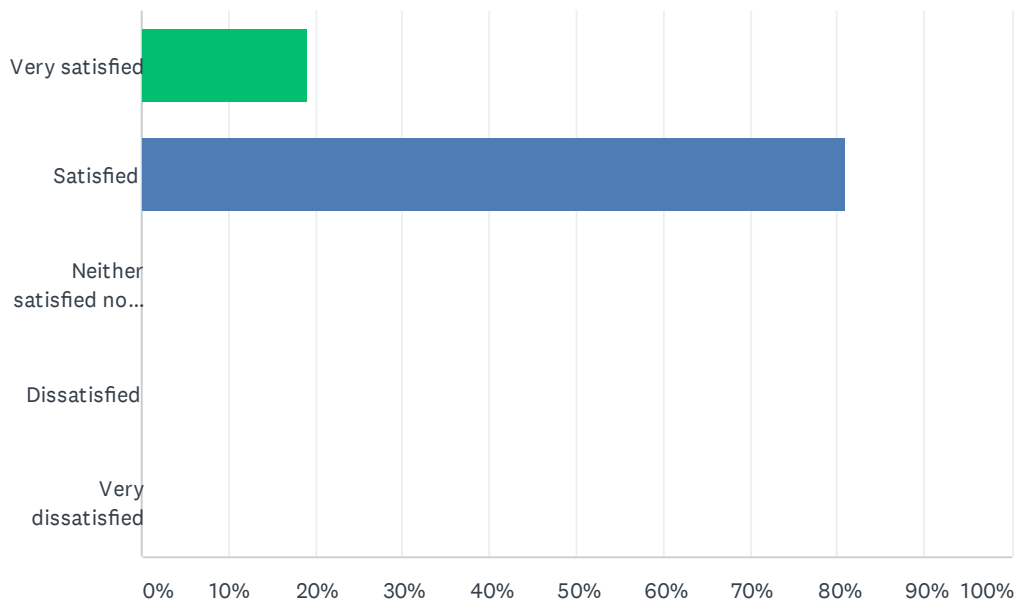
Answered: 21 Skipped: 0



ANSWER CHOICES	RESPONSES	
Very satisfied	42.86%	9
Satisfied	52.38%	11
Neither satisfied nor dissatisfied	4.76%	1
Dissatisfied	0.00%	0
Very dissatisfied	0.00%	0
<b>TOTAL</b>		<b>21</b>

## Q6 Please rate your satisfaction with your team's practice and game schedule this season.

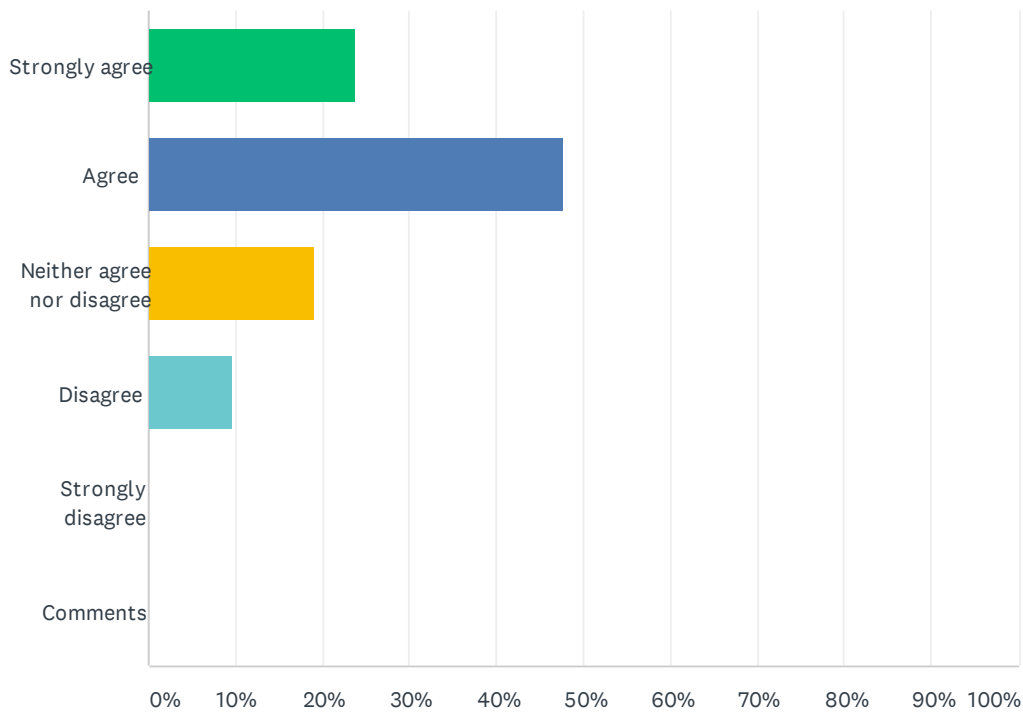
Answered: 21 Skipped: 0



ANSWER CHOICES	RESPONSES	
Very satisfied	19.05%	4
Satisfied	80.95%	17
Neither satisfied nor dissatisfied	0.00%	0
Dissatisfied	0.00%	0
Very dissatisfied	0.00%	0
TOTAL		21

Q7 Please indicate the degree to which you agree with the following statement: "I feel like I received good value for my money this season."

Answered: 21 Skipped: 0



ANSWER CHOICES	RESPONSES	
Strongly agree	23.81%	5
Agree	47.62%	10
Neither agree nor disagree	19.05%	4
Disagree	9.52%	2
Strongly disagree	0.00%	0
Comments	0.00%	0
<b>TOTAL</b>		<b>21</b>

## Q8 What do you think went well this season that we should continue next season? What do you think we could improve upon for next season?

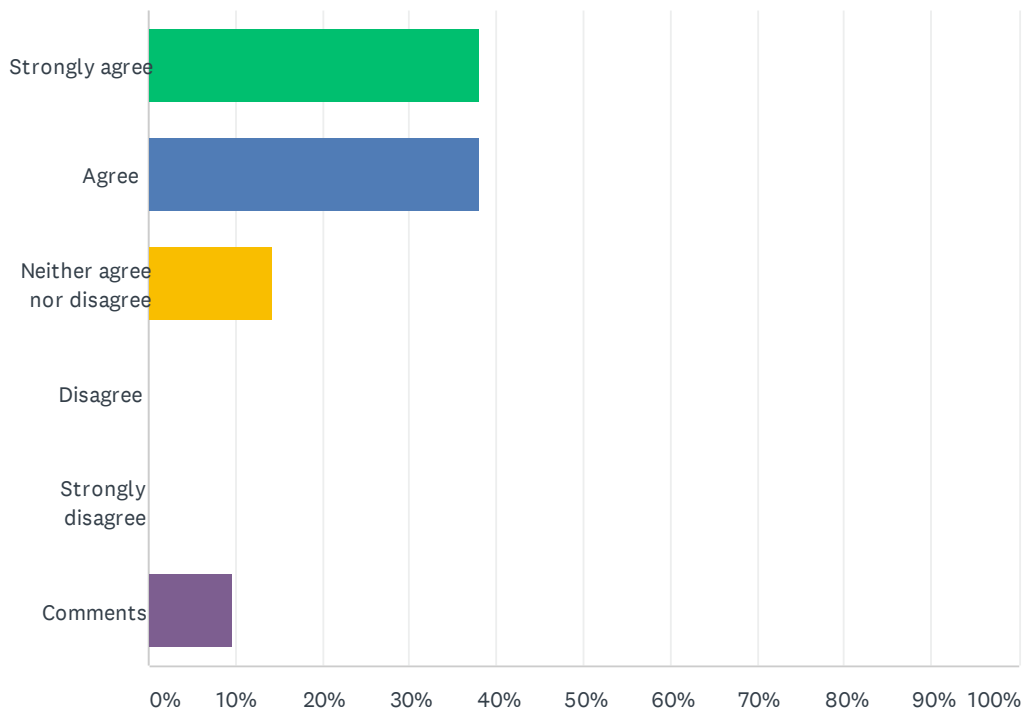
Answered: 17 Skipped: 4

ANSWER CHOICES	RESPONSES	
1. Continue next season:	88.24%	15
2. Continue next season:	64.71%	11
3. Continue next season:	11.76%	2
1. Improve for next season:	76.47%	13
2. Improve for next season:	58.82%	10
3. Improve for next season:	23.53%	4
Is there a determining factor that would make you play on a THA team next year?	41.18%	7



**Q9 Please indicate the degree to which you agree with the following statement: Skills practices were planned well, organized and a learning experience.**

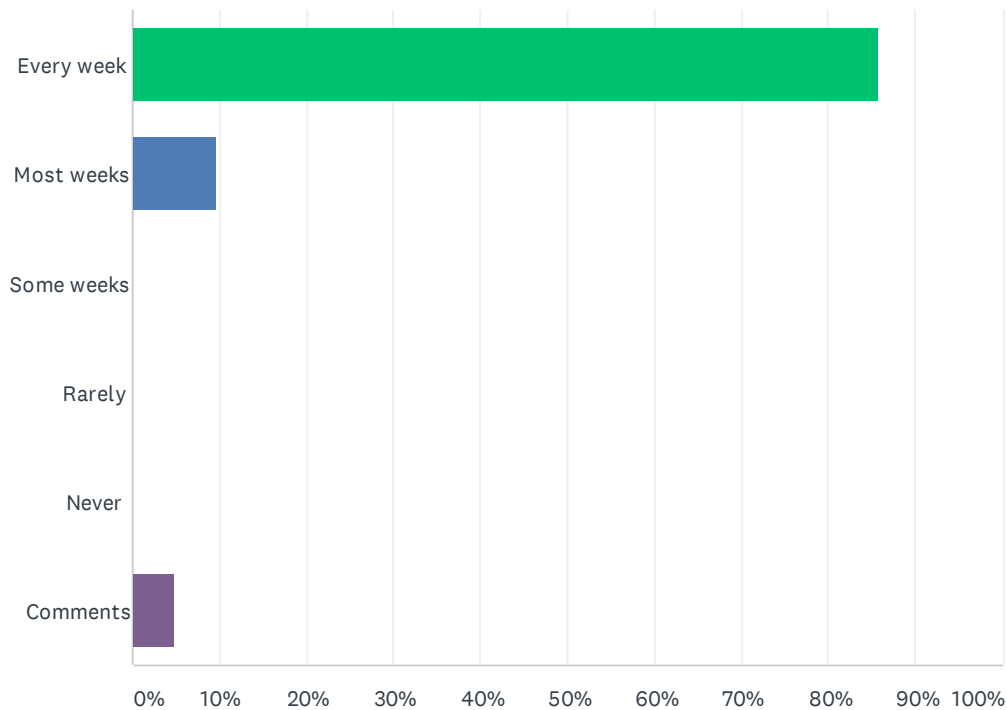
Answered: 21 Skipped: 0



ANSWER CHOICES	RESPONSES	
Strongly agree	38.10%	8
Agree	38.10%	8
Neither agree nor disagree	14.29%	3
Disagree	0.00%	0
Strongly disagree	0.00%	0
Comments	9.52%	2
<b>TOTAL</b>		<b>21</b>

## Q10 How often did your child attend skill sessions?

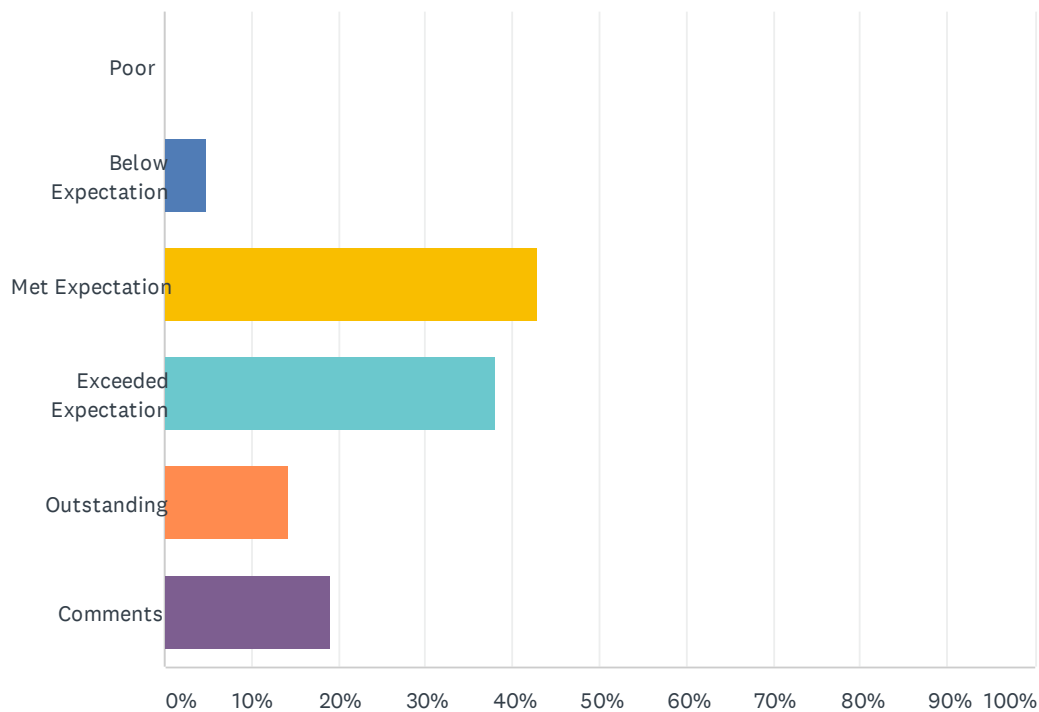
Answered: 21 Skipped: 0



ANSWER CHOICES	RESPONSES	
Every week	85.71%	18
Most weeks	9.52%	2
Some weeks	0.00%	0
Rarely	0.00%	0
Never	0.00%	0
Comments	4.76%	1
<b>TOTAL</b>		<b>21</b>

## Q11 Rate the players overall experience at skills sessions.

Answered: 21 Skipped: 0



ANSWER CHOICES	RESPONSES	
Poor	0.00%	0
Below Expectation	4.76%	1
Met Expectation	42.86%	9
Exceeded Expectation	38.10%	8
Outstanding	14.29%	3
Comments	19.05%	4
Total Respondents: 21		

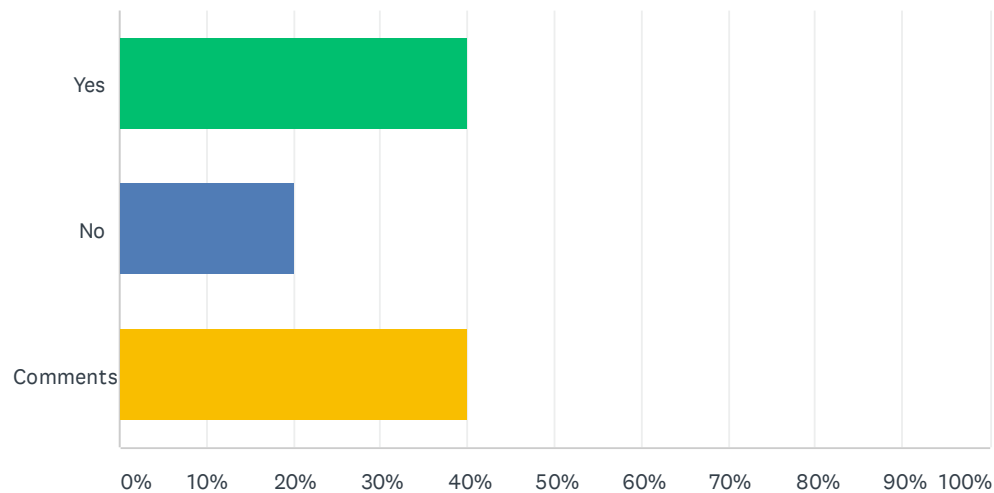
## Q12 For travel players, what do you think about the tournaments this season?

Answered: 4   Skipped: 17

ANSWER CHOICES	RESPONSES	
Level of competition:	75.00%	3
Number of total tournaments:	25.00%	1
Traveling as an organization:	25.00%	1
Dates of the tournaments (fall, MLK, President's Day, season ending):	25.00%	1
Distance/location of tournaments being limited to NC, SC, VA:	50.00%	2

### Q13 In regards to tournament travel, do you prefer to keep tournaments within our region (North Carolina, South Carolina, and Virginia)?

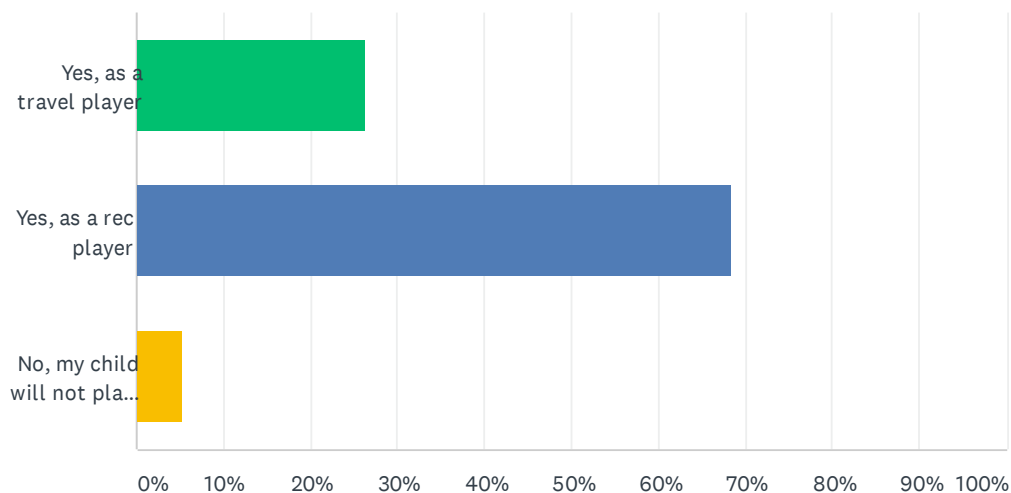
Answered: 5   Skipped: 16



ANSWER CHOICES	RESPONSES	
Yes	40.00%	2
No	20.00%	1
Comments	40.00%	2
Total Respondents: 5		

## Q14 Do you plan to register your child to play with THA in the 2021-2022 season?

Answered: 19 Skipped: 2



ANSWER CHOICES	RESPONSES	
Yes, as a travel player	26.32%	5
Yes, as a rec player	68.42%	13
No, my child will not play with THA next season	5.26%	1
TOTAL		19

Q15 Do you have any comments/suggestions regarding other areas that may need improvement (i.e. officiating, facilities)?

Answered: 9   Skipped: 12

Q16 Is there someone in the organization (i.e., coach, assistant coach, team manager, etc.) that is a stellar role model for the players and represents THA exceptionally well?

Answered: 14   Skipped: 7