



# WOMEN'S BASKETBALL

## 2020-21 Game Notes

SID: Kylie Magar, Assistant Director of Athletic Communications • kmagar@fau.edu • C: 425-647-9584

FAU • Department of Athletics • 777 Glades Rd • Boca Raton, FL 33431

### Game Information

Date..... Monday, Nov. 30, 2020  
Time..... 5 p.m. (Eastern)  
Location..... Boca Raton, Fla.  
Arena..... Abessinio Court at FAU Arena  
TV..... CUSA.TV  
Online..... CUSA.TV  
PxP..... John DeStefano  
Stats..... fausports.com  
Twitter..... @FAUWBB  
Instagram..... @FAUWBB

### Game 1

### FAU vs. UNF

**Florida Atlantic**  
19-20 Record: 13-17 (7-11 C-USA)  
H: 9-7 | A: 4-9 | N: 0-1



**North Florida**  
0-2 (0-0 ASUN)  
H: 0-0 | A: 0-2 | N: 0-0



**Last game:** L, 67-95 vs. UTEP  
March 11

**Last game:** L, 81-39 at Miami  
March 11

**Head coach:** Jim Jabir  
(Nazareth, '84)  
**Overall:** 503-435 (33rd season)  
**At FAU:** 31-57 (fourth season)

**Head coach:** Darrick Gibbs  
(Wofford, '00)  
**Overall:** 61-92 (6th season)  
**At UNF:** Same

### Series History

Overall..... 5-2  
Home..... 4-0  
Away..... 1-2  
Neutral..... 0-0  
Streak..... W1  
Last Meeting Score..... 83-75 (2OT)  
LM Location..... Boca Raton, Fla.  
LM Date..... Dec. 3, 2017

### 2020-21 SCHEDULE

Date	Opponent	Time/Result
11/30	vs. North Florida	5 p.m.
12/3	at Miami	7:30 p.m.
12/7	at Florida	8 p.m.
12/18	vs. Florida Memorial	5 p.m.
1/1	at Middle Tennessee*	7 p.m.
1/2	at Middle Tennessee*	5 p.m.
1/8	vs. Old Dominion*	5 p.m.
1/9	vs. Old Dominion*	2 p.m.
1/15	vs. FIU*	2 p.m.
1/16	at FIU*	TBA
1/22	at Charlotte*	TBA
1/23	at Charlotte*	TBA
1/29	vs. Marshall*	5 p.m.
1/30	vs. Marshall*	2 p.m.
2/5	at WKU*	TBA
2/6	at WKU*	TBA
2/12	vs. UTSA	5 p.m.
2/13	vs. UTSA*	2 p.m.
2/19	at UTEP*	8 p.m.
2/20	at UTEP*	3 p.m.
2/26	vs. Southern Miss*	5 p.m.
2/27	vs. Southern Miss*	2 p.m.
3/10-13	Conference USA Championships	

Home games in bold  
\* Conference USA game

All times EST

### About the Owls

- Head coach Jim Jabir is approaching his fourth season at the helm with his 2020-21 team being made up of 13 returners and four newcomers
- Out of the 13 returners, four of those Owls were everyday starters during the 2019-20 season
- The Owls are coming off the 2019-20 season with a 13-17 record (7-11 C-USA), having tied for eighth with Southern Miss and Marshall in the conference standings. FAU played as the 10th seed (following tiebreaker rules) at the conference tournament
- Eight out of 17 players are considered upperclassmen, which is quite the change from a season ago, where 15 of 17 Owls were underclassmen
- This year's team is comprised of one redshirt freshman, eight sophomores, six juniors, one senior and one graduate student
- **Lotta Vehka-Aho** is the leading returner, finishing the season with 12.6 PPG and a team leading 62 assists. The freshman was sidelined the final six games of the season due to injury
- The Owls are five home wins away from 300 feats on their home court

### Owl Updates

- The Owls were picked to finish 10th in C-USA, as voted on by the league's head coaches
- FAU returns 75 percent of its scoring productivity from a year ago, but loses C-USA All-Conference selection **Crystal Primm**, who led the Owls with 15.4 points per game and 8.0 rebounds per game
- FAU welcomes four first-year members to the squad, two of which are eligible to play in 2020-21. **Iggy Allen** is a graduate transfer from Miami and **Bre Beck** is a junior college transfer from Wabash Valley
- USF transfer **Janeta Rozentale** and Boise State transfer **Sofia Galerón** are now eligible for the 2020-21 season after sitting out last year due to NCAA transfer rules
- Each player on the roster saw time on a collegiate basketball court at some point in their career

### Series History

- Monday's season home opener marks the eighth meeting between the two teams
- FAU has an edge in the series, 5-2

### Last Starting Five (2019-20 Season)



#00  
Astou Gaye

GP/GS: 29/27

PPG: 8.7

RPG: 5.8

APG: 1.0

MPG: 20.8



#1  
Crystal Primm+

GP/GS: 30/30

PPG: 15.4

RPG: 8.0

APG: 1.9

MPG: 32.4



#5  
Nikola Ozola

GP/GS: 30/19

PPG: 3.4

RPG: 0.9

APG: 1.7

MPG: 21.9



#11  
Juliette Gauthier

GP/GS: 30/30

PPG: 11.0

RPG: 7.2

APG: 1.6

MPG: 33.5



#12  
Allie Tylka

GP/GS: 23/3

PPG: 2.1

RPG: 0.8

APG: 0.3

MPG: 10.1

+ Graduated



# GAME NOTES

## Miscellaneous Stats (2019-20)

### Largest Non-Conference Win

Under Jabir: 44 points, vs. Siena (11/19/19)  
2019-20: Same

### Largest Conference Win

Under Jabir: 34 points, at UTSA (1/25/18)  
2019-20: 27 points, at UTSA (1/2/20)

### Largest Loss

Under Jabir: 43 points at Tulane (11/28/18)  
2019-20: 32 points at Iowa (11/7/19)

### Largest Halftime Lead

FAU ..... 37 points: 54-17 vs. Siena  
Opponent ..... 22 points: 47-25 at UTEP, &  
55-33 at UAB

### Points in a Half

FAU  
Most: 54 points, vs. Siena  
Least: 19 points, at Richmond

### Opponent

Most: 55 points, UAB  
Least: 17 points, Siena

### Quarters

FAU  
Highest Points Total ..... 30, vs. Louisiana Tech  
Lowest Points Total ..... 6, vs. FIU  
Highest FG Percentage ..... 76.92 vs. Louisiana Tech  
Lowest FG Percentage ..... 8.3, vs. Old Dominion & Southern Miss

### Opponent

Highest Points Total ..... 36, UTEP  
Lowest Points Total ..... 3, Siena  
Highest FG Percentage ..... 82.4, UTEP  
Lowest FG Percentage ..... 7.7, Siena

### Team Season Highs

Points ..... 84, vs. North Texas  
FG% ..... 52.8, vs. Louisiana Tech  
FGs made ..... 32, at UTSA  
3-point FG% ..... 47.8, vs. Siena  
3-point FGs made ..... 11, vs. Siena  
FT% ..... 92.3, vs. WKU  
FTs made ..... 27, vs. Little Rock  
FTs attempted ..... 34, at FIU  
Rebounds ..... 58, vs. North Texas  
Assists ..... 20, at UTSA  
Steals ..... 18 vs. Rice  
Blocks ..... 8, vs. North Texas

### Team Season Lows

Points ..... 49, at Old Dominion  
FG% ..... 22.4, at Iowa  
3-point FG% ..... 18.2, vs. Old Dominion  
FT% ..... 46.2, vs. FIU  
Rebounds ..... 23, vs. Southern Miss  
Turnovers ..... 32, at Hampton

## Stat Comparison

FAU (19-20)	UNF
66.3.....	Scoring ..... 52.0
68.9.....	Opp. Scoring ..... 87.0
.386.....	FG % ..... 360
.401.....	Def. FG% ..... 477
.293.....	3-pt. % ..... 300
7.0.....	3-pt./gm ..... 9.0
.717.....	FT% ..... 800
38.2.....	Reb./gm ..... 30.5
11.3.....	Assists/gm ..... 15.0
19.7.....	TO/gm ..... 21.0
-1.7.....	TO Margin ..... -12.0
7.9.....	Steals/gm ..... 2.5
2.7.....	Blocks/gm ..... 3.0

- The last two meetings have been taken into double overtime with FAU winning the previous game, 83-75, on December 3, 2017
- FAU is 4-0 at home against the Ospreys
- The first matchup was played on Nov. 23, 1996 at home, which resulted in a 74-57 win for the Owls

### Scouting UNF

- UNF was chosen to finish third in the ASUN, as voted on by the league's head coaches
- UNF is coming into Monday's game 0-2 after losses at NC State (65-93) and Miami (39-81)
- The Ospreys finished the 2019-20 season with a 16-15 record (8-8 ASUN) and were the No. 5 seed going into the ASUN Tournament, where their season came to an end against top-seeded Florida Gulf Coast in a 73-57 loss
- Jazz Bond** was crowned the ASUN Preseason Player of the Year, as chosen by the league's head coaches. Bond led the charge last season, averaging 13.6 PPG, 8.0 RPG and 87 blocks
- Marissa Mackins** leads the Ospreys after the first two games, averaging 16.5 PPG, while going 9-15 from beyond the arc
- Tiffany Tolbert** is the second leading scorer with 10.5 PPG and 4.0 APG

### Last Time Out

- The Owls fell to UTEP in the opening round of the C-USA Tournament, 95-67
- FAU got off to a slow start in the game, being outscored 36-15 in the first quarter, which was the big decider in the game
- Graduate **Crystal Primm** led the Owls with 24 points and 3 blocks
- Tanyia Gordon** and **Juliette Gauthier** were also in double digits, scoring 11 and 10 points, a piece
- Astou Gaye** led the Owls in rebounding with 7 boards

### Look Who is Back

- Loita Vehka-Aho** is back for her second collegiate season after an impressive rookie campaign that was cut short six games due to a season-ending injury
- Averaged 12.6 PPG (1-15th in C-USA), while leading the team in assists (62) and minutes per game (33.5)
- Vehka-Aho** sat at seventh in free throw percentage (.830) in C-USA and sunk 73 free throws, an FAU freshman record
- Two-time C-USA Freshman of the Week
- The Finland product started in each 24 contests she appeared in
- Cashed in on a buzzer-beater to elevate the Owls to a 64-63 victory at Hampton and later followed that up with a game-tying layup against North Texas to send the game into a second overtime period and eventually an 84-78 win

### Going Out With a Bang

- The lone true senior on the squad in **Astou Gaye** is coming off her junior year, having averaged 8.7 PPG and 5.8 RPG in addition to league-play stats, where she averaged 9.5 PPG and 6.1 RPG
- Gaye** was the most accurate 3-point shooter on the team, shooting 33.0 percent from beyond the arc
- Tied for 11th in C-USA in blocks (0.9/gm)
- Had a highlight-reel of a game at Middle Tennessee last season, as she recorded a double-double with a career-high 24 points and 16 rebounds

### One Last Year

- Iggy Allen** will finish her collegiate career with the Owls as a graduate transfer from University of Miami
- The South Florida native played 12 games for the Canes, tallying a season-high nine points and five boards against Louisville
- Allen** began her collegiate career at Mississippi State, where she played in 20 games to help the Bulldogs reach the NCAA Championship title game in 2017
- No. 43 overall player in 2016 recruiting class, including fourth-best Floridian

### The Time Has Finally Come

- Janeta Rozentale** (USF transfer) and **Sofia**

## Situational Records

Under Jabir 2019-20

At home .....	22-25	9-7
On the road .....	9-29	4-9
In overtime .....	3-1	2-0

On Mondays .....	1-0	0-0
On Tuesdays .....	1-1	1-0
On Wednesdays.....	0-10	0-2
On Thursdays.....	6-17	4-6
On Fridays .....	7-3	1-1
On Saturdays .....	10-24	5-7
On Sundays.....	6-2	2-0

In November.....	9-11	5-3
In December.....	6-9	1-2
In January .....	8-15	3-6
In February .....	6-14	3-4
In March .....	2-6	1-1

When leading after the first quarter.....	24-13	10-4
When trailing after the first quarter .....	6-42	3-12
When tied after the first quarter .....	1-1	0-1

When leading at halftime .....	24-10	9-2
When trailing at halftime .....	6-46	4-15
When tied at halftime.....	1-0	0-0

When leading after the third quarter .....	25-4	10-0
When trailing after the third quarter .....	5-52	3-18
When tied after the third quarter.....	0-0	0-0

When leading with five minutes left.....	27-2	11-0
When trailing with five minutes left.....	4-52	2-17
When tied with five minutes left .....	1-2	0-0

When outrebounding opponents .....	22-14	10-4
When being outrebounded .....	8-48	2-13
Equal rebounds .....	1-0	1-0

Shooting 50% or better .....	4-0	1-0
Shooting 40-49% .....	15-14	8-6
Shooting 30-39% .....	11-35	3-9
Shooting below 30%.....	1-7	1-2
Allowing 50% or better.....	0-15	0-6
Allowing 40-49%.....	4-27	2-5
Allowing 30-39%.....	20-13	8-5
Holding to below 30%.....	7-0	3-0

Scoring <50 points .....	0-9	0-1
Scoring 50-59 points .....	2-20	1-6
Scoring 60-69 points .....	9-21	4-8
Scoring 70-79 points .....	8-6	4-2
Scoring 80-89 points .....	10-0	4-0
Scoring >90 points .....	2-0	0-0
Holding opponents <50 points.....	5-0	3-0
Allowing 50-59 points .....	9-4	3-2
Allowing 60-69 points .....	9-17	3-5
Allowing 70-79 points .....	8-13	4-3
Allowing 80-89 points .....	0-16	0-3
Allowing >90 points .....	0-6	0-4

When FAU has more turnovers .....	14-38	6-12
When opponent has more turnovers.....	15-11	6-4
Equal amount of turnovers.....	2-7	1-1

### When starting:

Gaye/Primm/Vehka-Aho/Ozola/Gauthier .....	7-8
Gaye/Primm/Vehka-Aho/Harkless/Gauthier.....	3-3
Gaye/Primm/Harkless/Gauthier/Gordon .....	1-1
Primm/Vehka-Aho/Gauthier/Gaston/Zaph.....	1-1
Gaye/Primm/Ozola/Gauthier/Tylka .....	1-3
Gaye/Primm/Ozola/Gauthier/Gordon .....	0-1
Primm/Vehka-Aho/Harkless/Gauthier/Gaston.....	0-1



# GAME NOTES

## Streaks

Overall.....	L1
Home.....	W1
Road.....	L2

## Consecutive Games w/ a 3-Pt FG

Team.....	312*
Juliette Gauthier.....	5
Nikola Ozola.....	5
Allie Tylka.....	4
Astou Gaye.....	2
Glenisha Harkless.....	1

\*Dates back to 12/30/09 vs. Ga. Southern

## Consecutive double-digit scoring

Juliette Gauthier.....	1
Tanyia Gordon.....	1

## Consecutive starts

Juliette Gauthier.....	30
Astou Gaye.....	27
Nikola Ozola.....	4
Allie Tylka.....	3

## Consecutive games played

Juliette Gauthier.....	30
Nikola Ozola.....	30
Astou Gaye.....	29
Amber Gaston.....	10
Alexa Zaph.....	8
Allie Tylka.....	7
Tanyia Gordon.....	1
Glenisha Harkless.....	1

## Benchmark Games

### Double-digit scoring

Career	19-20
Juliette Gauthier.....	19
Lotta Vehka-Aho.....	16
Astou Gaye.....	11
Tanyia Gordon.....	5
Amber Gaston.....	5
Alexa Zaph.....	4
Nikola Ozola.....	3
Glenisha Harkless.....	1

### 20+ points scoring

Career	19-20
Lotta Vehka-Aho.....	4
Juliette Gauthier.....	2
Astou Gaye.....	1
Tanyia Gordon.....	1
Amber Gaston.....	0

### Double-doubles

Career	19-20
Juliette Gauthier.....	6
Astou Gaye.....	3

### 10+ rebounds

Career	19-20
Juliette Gauthier.....	7
Astou Gaye.....	3
Amber Gaston.....	0

### 15+ rebounds

Career	19-20
Juliette Gauthier.....	1
Astou Gaye.....	1

### 5+ Assists

Career	19-20
Lotta Vehka-Aho.....	5
Glenisha Harkless.....	3
Nikola Ozola.....	2
Juliette Gauthier.....	1
Alexa Zaph.....	1

### 3+ Blocks

Career	19-20
Astou Gaye.....	3
Amber Gaston.....	2

**Galeron** (Boise State transfer) are now eligible to compete in an Owl uniform after having to sit out last season due to NCAA transfer rules

- **Rozentale** made 30 appearances as a freshman at USF and averaged 12.4 points and 10.7 rebounds per game for the U-18 Latvian national team
- **Galeron** spent two seasons at Boise State, appearing in 29 games in 2018-19, where she shot 45.2 percent from the floor, while also representing Spain's national team

## World Exposure Rankings

- Junior college transfer **Bre Beck** was named No. 71 on the World Exposure 2020 Report Juco rankings
- Averaged 11.3 PPG for a 47.9 shooting percentage and 5.8 assists per game at Wabash Valley last season

## Bringing Back the Crew

- Four out of the five regular season starters return to the 2020-21 team (**Astou Gaye, Lotta Vehka-Aho, Nikola Ozola** and **Juliette Gauthier**)

## Change in C-USA Schedule Format

- The team will play a new 18-game season format for C-USA play to focus on the health and safety of the student-athletes, coaches and staff
- FAU will play two games on consecutive days per visit at four different C-USA schools (Middle Tennessee, Charlotte, WKU & UTEP), host four select teams (Old Dominion, Marshall, UTSA & Southern Miss) and play a one-time home and away series with FIU
- The top 12 teams will receive an invite to the C-USA Championships hosted at The Star in Frisco, Texas for the fourth consecutive year

## Staff Updates

- **Terry Primm** was elevated to associate head coach during the offseason. He is in his fourth season on staff, being an assistant coach for the previous three
- **Ariane Stinson** was promoted to assistant coach/recruiting coordinator during the offseason. Stinson was previously the director of basketball operations for the Owls for the previous three seasons on Jabir's staff
- **Lisa Phillips** has joined the staff as the volunteer director of basketball operations. Phillips joins FAU after serving as the head women's basketball coach at Regent University

## The Big 500

- Head coach **Jim Jabir** earned his 500th career win in a 64-61 overtime victory over FIU on Feb. 8 last season
- Jabir became the 74th women's collegiate basketball coach to achieve 500 wins
- He is also one of 36 active DI women's basketball coaches with 500 or more wins

## Home Court Advantage

- The Owls are five home game victories away from 300 wins on FAU's home court

## Getting to the Line

- FAU dominated the glass last season, as the Owls led the league in free throws made (431) and sat fourth in attempts (601), as well as third in free throw percentage (.717)
- Nationally, the team finished 34th in free throws made
- **Crystal Primm** was second in the conference in free throw attempts (214) and third in free throws made (137). She was seventh in attempts and 29th in makes in the NCAA

## From Downtown

- The Owls made 211 3-pointers last season, which is the third most in program history and the fourth most in C-USA
- FAU had the third most attempts in the league (699), which is the third most taken in a season in school history. The 720 attempts was also the 35th most in the country

## On the Up and Up

- 2018-19 -> 57.0 PPG (last C-USA, 310th NCAA), 347 free throws made (10th in C-USA, 211th NCAA), 36.3 rebounds per game (10th C-USA, 218th NCAA), 14.9 turnovers forced per game (7th C-USA, 233rd NCAA)
- 2019-20 -> 66.3 PPG (8th C-USA, 155th NCAA), 431 free throws made (1st C-USA, 34th NCAA), 38.1 rebounds per game (8th C-USA, 142nd NCAA), 18 turnovers forced per game (4th C-USA, 65th NCAA)

## Age is Just a Number

- Nine out of the 17 players on FAU's roster are underclassmen
- The team has no true freshmen

## Owls Represented Across the World

- Five Owls had the chance to play with their respective country at the 2019 European Championship
- **Nikola Ozola** and **Janeta Rozentale** (Latvia), **Lotta Vehka-Aho** (Finland), **Sofia Galerón** (Spain) and **Rita Pleskevich** (Russia) played in their respective age groups. **Astou Gaye** (France) was invited, but had to decline the offer due to injury
- **Vehka-Aho** won MVP honors at the tournament after averaging 18.5 points and 3.5 assists per game
- **Ozola** and **Rozentale** led Latvia to a 10th place finish with

## Quick Facts

City.....	Boca Raton, Fla.
Founded.....	1961
Enrollment.....	31,000
Nickname.....	Owls
Colors.....	Blue and Red
Basketball Arena.....	FAU Arena "The Burrow"
Conference.....	Conference USA
President.....	Dr. John Kelly
V.P. & Director of Athletics.....	Brian White
Website.....	FAUSports.com

## Basketball History

First year.....	1984-85
First year as Division I.....	1994-95
Seasons played.....	36
All-time record.....	466-547
Division I record.....	303-471
C-USA Record (7 Seasons).....	35-85
Conference Titles.....	1 (A-SUN, 2006)
C-USA Tournament.....	0-6
NCAA Tournament Appearances.....	0-1
All-time home record.....	295-198
Best season record.....	23-6 (1990-91)
Best D-I record.....	20-11 (2005-06)
Conference titles.....	1 (A-Sun, 2006)
NCAA-T appearance.....	1 (2006)
NCAA-T record.....	0-1
WNIT record.....	0-1
Conference affiliations.....	<b>Atlantic Sun</b>
.....	1994-2006
.....	<b>Sun Belt</b>
.....	2006-2013
.....	<b>Conference USA</b>
.....	2013-current

## Coaching Staff

Head coach.....	Jim Jabir
Assistant coach.....	Terry Primm
Alma mater.....	Palm Beach Atlantic, 1997
Seasons.....	third season
Assistant coach.....	Otavio Battaglia
Alma mater.....	University of São Paulo ('04)
Seasons.....	first season
Assistant coach.....	Ariane Stinson
Alma mater.....	Concordia St. Paul, 2012
Seasons.....	fourth season
Athletic trainer.....	Dannie Burningham
S&C coach.....	Chris McCormick
Academic Advisor.....	Dasha Cherkasov

## Pro Owls

- Alumna **Crystal Primm** signed a pro deal with Iraurgi Sasaki Boloia in Spain
- **Ali Gorrell** (2013-16) signed a pro deal with the Newcastle Eagles in the British Basketball League, as she enters her fifth year playing at the professional level

## Double Trouble

- **Juliette Gauthier** captured six of her seven career double-doubles a season ago
- **Astou Gaye** cashed in on three double-doubles in 2019-20



# GAME NOTES

**Ozola** averaging 7.3 points and 3.5 rebounds per game through seven games and **Rozentale** putting up six points and 7.6 boards per game

- **Pleskevich** is a 2017 FIBA U19 World Cup gold medalist after beating the U.S. 86-82 in the championship game

## 2019-20 Year in Review

- The Owls finished the season with a 13-17 record (7-11 C-USA) to tie for eighth in the C-USA standings and receive a No. 10 seed to the C-USA tournament
- FAU sported one of the youngest teams in the country with 15 underclassmen
- **Crystal Primm** earned a spot on the C-USA All-Conference Second Team after leading the team in points (15.4 PPG) and rebounds (8.0 RPG)
- **Lotta Vehka-Aho** scored 12.6 PPG as a freshman and started in all 24 games before missing the final six due to injury
- **Juliette Gauthier** was the third Owl to average double digits, averaging 11.0 PPG and 7.2 RPG, which was the 11th best mark in C-USA
- **Jim Jabir** achieved his 500th career victory after a 64-61 OT win at FIU
- The Owls finished the season with 211 3-pointers made, which was the third most in program history along with a 71.7 free throw percentage, the fourth best mark

## Last time it happened...

### Individual

Scored 25+ points.....	26, Tanyia Gordon vs. FIU 2/20/20
Scored 30+ points.....	30, Crystal Primm at UAB 1/18/20
Scored 40+ points.....	46, Yolanda Griffith at W. Ga. 1/22/93
Made 10+ field goals.....	11, Tanyia Gordon vs. FIU 2/20/20
Made 20+ field goals.....	21, Yolanda Griffith at W. Ga. 1/22/93
Attempted 20+ field goals.....	23, Tanyia Gordon vs. FIU 2/20/20
Made 10+ threes.....	11, Kat Wright at Charlotte 1/30/16
Made 10+ free throws.....	10, Crystal Primm vs. Southern Miss 2/13/20
Made 15+ free throws.....	15, Brittany Bowe vs. MTSU 2/23/08
Attempted 15+ free throws.....	18, Ali Gorrell at USM 1/14/16
Had 15+ rebounds.....	18, Crystal Primm vs. Marshall 3/7/20
Had 10+ assists.....	11 Malia Kency vs. St. Francis 11/24/17
Had consecutive double-doubles.....	2, Juliette Gauthier vs. WKU & at Old Dominion 2/26/20

### Team

Scored 90+ points.....	99 at UTSA 1/25/18
Scored 95+ points.....	99 at UTSA 1/25/18
Scored 100+ points.....	111 vs. Webber 12/6/14
Made 35+ field goals.....	37 vs. Webber 12/6/14
Made 15+ three pointers.....	17 vs. Marshall 1/7/16
Made 30+ free throws.....	32 vs. Florida Memorial 11/16/13
Made 25+ free throws.....	25 at FIU 2/8/20
Made 20+ free throws.....	21 vs. Southern Miss 2/13/20
Had 50+ rebounds.....	58 vs. North Texas 1/11/20
Had 20+ assists.....	20 at UTSA 1/2/20
Had 15+ steals.....	18 vs. Rice 1/9/20
Had 20+ steals.....	33 vs. Florida Memorial 11/11/13
Had 30+ steals.....	33 vs. Florida Memorial 11/16/13
Two players with a double-double in a game.....	at Middle Tennessee 1/16/20
Three players with a double-double in a game.....	vs. North Texas 1/11/20
Two players with 20-or-more points.....	vs. Louisiana Tech 2/15/20
Three players with 20-or-more points.....	at UTSA 1/25/18
Four player scoring in double figures.....	vs. Louisiana Tech 2/15/20

## Stat Rankings (2019-20)

### Team

Category	Number	C-USA Rank	Nat'l Rank
Scoring offense	66.3 ppg	8th	-
Scoring defense	68.9 ppg	13th	-
Scoring margin	-2.6	12th	-
Free throw %	.717	4th	-
Free throw attempts	601	4th	42nd
Free throws made	431	1st	34th
Field goal %	.386	11th	-
Field goal % defense	.401	8th	-
3-pt. FG %	.293	11th	-
3-pt. FG % defense	.308	7th	-
3-pt. FG made	211	4th	-
3-pt. FG made/gm	7.0	4th	-
3-pt FG attempts	720	3rd	35th
Total Rebounds	1145	8th	-
Rebounding offense (avg.)	38.1	8th	-
Rebounding defense (avg.)	39.8	11th	-
Rebounding margin	-1.6	11th	-
Blocked shots	81	11th	-
Blocked shots/gm	2.7	11th	-
Assists	339	10th	-
Assists/gm	11.3	10th	-
Steals	236	9th	-
Steals/gm	7.9	9th	-
Fewest turnovers	592	14th	-
Turnovers/gm	19.7	14th	-
Turnover margin	-1.7	11th	-
Assist/Turnover ratio	0.57	12th	-
Turnovers forced	540	4th	-
Offensive rebounds/gm	12.3	9th	-
Defensive rebounds/gm	25.8	9th	-
Defensive rebound %	.652	13th	-
Offensive rebound %	.322	9th	-
Fewest fouls	636	14th	-

### Individual

Category	Number	C-USA Rank	Nat'l Rank
<b>Lotta Vehka-Aho</b>			
Points/gm	12.6	16th	-
Steals/gm	1.6	10th	-
FT %	.830	7th	-
3-pt FG/gm	1.5	15th	-
Minutes/gm	33.5	7th	-
<b>Juliette Gauthier</b>			
Points/gm	11.0	25th	-
Rebounds/gm	7.2	11th	-
FT %	.845	4th	-
3-pt FG/gm	1.7	11th	-
Def. Rebounds/gm	5.6	6th	-
Minutes/gm	33.5	7th	-
<b>Astou Gaye</b>			
Blocks/gm	0.9	11th	-

## Florida Atlantic Roster

No.	Name	Pos.	Ht.	Cl.	Hometown/Previous School
00	Astou Gaye	F	6-2	Sr.	Creteil, France/Gulf Coast State College
1	Rita Pleskevich*	G	5-8	R-Jr.	Moscow, Russia/Washington
2	Iggy Allen	G	5-11	Gr.	Pompano Beach, Fla./Miami
3	Lotta Vehka-Aho	G	5-6	Fr.	Vimpeli, Finland/Mäkelänrinne Sports Helsinki Basketball Acad.
4	Bre Beck	G	5-8	Jr.	Chicago, Ill./Wabash Valley
5	Nikola Ozola	G	5-7	Fr.	Jurmala, Latvia/Pumpuru
10	Glenisha Harkless	G	6-0	So.	Jacksonville, Fla./University Christian
11	Juliette Gauthier	G/F	6-1	So.	Blainville, Quebec, Canada/Montmorency College
12	Allie Tylka	G	6-0	Fr.	Wauconda, Ill./Wauconda
13	Grace Collins	F	5-11	Fr.	Rockaway Beach, N.Y./The Mary Louis Academy
15	Sofia Galeron	F	6-2	R-So.	Burgos, Spain/Boise State
23	Tanyia Gordon	G	5-9	Fr.	Plant City, Fla./Tampa Catholic
30	Janeta Rozentale	F	6-0	R-Fr.	Dobeles, Latvia/USF
31	Tori Abelson	G	5-9	Fr.	Doylestown, Penn./Central Bucks West
32	Amber Gaston	F	6-2	So.	Vicksburg, Miss./Warren Central
33	Kimia Carter*	G	5-10	R-Fr.	Chatanooga, Tenn./Stetson
34	Alexa Zaph	G	5-8	Fr.	Jupiter, Fla./Oxbridge Academy

### Final C-USA Standings

1	Rice	2-0
2	Old Dominion	2-0
3	Louisiana Tech	1-0
4	North Texas	1-0
5	UAB	1-0
6	UTEP	1-0
7	FIU	0-0
8	<b>Florida Atlantic</b>	<b>0-0</b>
9	Marshall	0-0
10	Middle Tennessee	0-0
11	Southern Miss	0-0
12	Charlotte	0-1
13	Old Dominion	0-1
14	WKU	0-1

\*Will sit out season due to NCAA transfer rules



# OVERALL STATS

## Fla. Atlantic Combined Team Statistics (as of Mar 11, 2020) All games

RECORD:	OVERALL	HOME	AWAY	NEUTRAL
ALL GAMES	13-17	9-7	4-9	0-1
CONFERENCE	7-11	5-4	2-7	0-0
NON-CONFERENCE	6-6	4-3	2-2	0-1

#	Player	gp-gs	min	avg	Total			3-Point		F-Throw		Rebounds				pf	dq	a	to	blk	stl	pts	avg
					fg-fga	fg%	3fg-fga	3fg%	ft-fa	ft%	off	def	tot	avg									
01	Crystal Primm	30-30	971	32.4	155-326	.475	14-55	.255	137-214	.640	92	147	239	8.0	96	6	57	92	13	43	461	15.4	
03	Lotta Vehka-Aho	24-24	805	33.5	96-259	.371	37-131	.282	73-88	.830	23	51	74	3.1	74	4	62	57	1	39	302	12.6	
11	Juliette Gauthier	30-30	1005	33.5	109-287	.380	51-163	.313	60-71	.845	50	167	217	7.2	74	3	47	71	7	36	329	11.0	
00	Astou Gaye	29-27	602	20.8	93-231	.403	31-94	.330	35-43	.814	55	114	169	5.8	84	7	30	65	26	18	252	8.7	
23	Tanyia Gordon	26-3	315	12.1	52-139	.374	11-35	.314	9-18	.500	21	53	74	2.8	44	1	11	34	5	22	124	4.8	
32	Amber Gaston	25-3	369	14.8	42-93	.452	4-11	.364	21-37	.568	20	46	66	2.6	50	2	8	39	15	15	109	4.4	
34	Alexa Zaph	29-2	454	15.7	37-123	.301	19-69	.275	31-43	.721	6	34	40	1.4	35	0	30	58	0	18	124	4.3	
05	Nikola Ozola	30-19	657	21.9	29-111	.261	17-69	.246	26-33	.788	6	22	28	0.9	65	1	50	75	1	18	101	3.4	
14	Abby Voss	24-0	259	10.8	30-65	.462	7-27	.259	9-14	.643	18	23	41	1.7	43	1	7	19	2	7	76	3.2	
10	Glenisha Harkless	21-9	388	18.5	15-56	.268	12-35	.343	20-26	.769	9	33	42	2.0	42	1	29	44	8	10	62	3.0	
12	Allie Tylka	23-3	233	10.1	15-52	.288	8-31	.258	10-14	.714	8	10	18	0.8	29	1	7	16	2	10	48	2.1	
31	Tori Abelson	7-0	12	1.7	0-0	.000	0-0	.000	0-0	.000	0	2	2	0.3	0	0	1	0	1	0	0	0.0	
13	Grace Collins	5-0	6	1.2	0-1	.000	0-0	.000	0-0	.000	1	1	2	0.4	0	0	0	1	0	0	0	0.0	
Team											62	71	133				21						
Total.....		0	6076		673-1743	.386	211-720	.293	431-601	.717	371	774	1145	0.0	636	27	339	592	81	236	1988	0.0	
Opponents.....		0	6076		730-1821	.401	194-630	.308	412-637	.647	413	779	1192	0.0	592	-	399	540	57	274	2066	0.0	

TEAM STATISTICS	FAU	OPP	Date	Opponent	Score	Att.					
SCORING	1988	2066	11/07/19	at Iowa	L 53-85	3334					
Points per game	66.3	68.9	11/14/19	at Hampton	W 64-63	3123					
Scoring margin	-2.6	-	11/16/19	at Richmond	L 55-57	594					
FIELD GOALS-ATT	673-1743	730-1821	11/19/19	SIEW	W 83-39	552					
Field goal pct	.386	.401	11/21/19	LR	W 79-72	467					
3 POINT FG-ATT	211-720	194-630	11/24/19	at Western Mich.	W 80-79	765					
3-point FG pct	.293	.308	11/29/19	LOYOLA MARYLAND	W 72-61	448					
3-pt FG made per game	7.0	6.5	11/30/19	KANSAS	L 60-90	385					
FREE THROWS-ATT	431-601	412-637	12/15/19	CCSU	W 72-54	401					
Free throw pct	.717	.647	12/20/19	FURMAN	L 63-69	388					
F-Throws made per game	14.4	13.7	12/21/19	HARVARD	L 51-65	407					
REBOUNDS	1145	1192	* 01/02/20	at UTSA	W 80-53	273					
Rebounds per game	38.2	39.7	* 1/4/20	at UTEP	L 65-96	901					
Rebounding margin	-1.6	-	* 01/09/20	RICE	L 69-78	417					
ASSISTS	339	399	* 01/11/20	NORTH TEXAS	Wo2 84-78	355					
Assists per game	11.3	13.3	* 01/16/20	at Middle Tenn.	L 66-81	2398					
TURNOVERS	592	540	* 1/18/20	at UAB	L 73-92	582					
Turnovers per game	19.7	18.0	* 01/23/20	CHARLOTTE	W 65-44	553					
Turnover margin	-1.7	-	* 01/25/20	OLD DOMINION	L 63-75	493					
Assist/turnover ratio	0.6	0.7	* 01/30/20	at Western Ky.	L 59-68	1082					
STEALS	236	274	* 2/1/20	at Marshall	L 75-85	569					
Steals per game	7.9	9.1	* 2/8/20	at FIUW	Wot 64-61	278					
BLOCKS	81	57	* 02/13/20	SOUTHERN MISS	L 67-71	418					
Blocks per game	2.7	1.9	* 02/15/20	LOUISIANA TECH	W 77-75	439					
ATTENDANCE	7037	18319	* 02/20/20	FIUW	W 54-42	512					
Home games-Avg/Game	16-440	13-1314	* 02/22/20	WESTERN KY.	L 56-69	365					
Neutral site-Avg/Game	-	1-1243	* 02/26/20	at Old Dominion	L 49-60	1949					
Score by Periods	1st	2nd	3rd	4th	OT	OT2	Totals	* 3/5/20	at Southern Miss	L 55-59	1228
Fla. Atlantic	488	477	491	503	16	13	1988	* 03/07/20	MARSHALL	W 68-50	437
Opponents	507	519	545	475	13	7	2066	03/11/20	vs UTEP	L 67-95	1243

\* - Conference game



# CONFERENCE USA STATS

## Fla. Atlantic Combined Team Statistics (as of Mar 07, 2020) Conference games only

RECORD:	OVERALL	HOME	AWAY	NEUTRAL
ALL GAMES	7-11	5-4	2-7	0-0
CONFERENCE	7-11	5-4	2-7	0-0
NON-CONFERENCE	0-0	0-0	0-0	0-0

#	Player	gp-gs	min	avg	Total		3-Point		F-Throw		Rebounds			pf	dq	a	to	blk	stl	pts	avg	
					fg-fga	fg%	3fg-fga	3fg%	ft-fa	ft%	off	def	tot									
01	Crystal Primm	18-18	591	32.8	100-204	.490	9-37	.243	71-117	.607	63	92	155	8.6	59	4	33	50	6	25	280	15.6
03	Lotta Vehka-Aho	13-13	454	34.9	57-159	.358	20-79	.253	44-55	.800	17	22	39	3.0	38	2	25	29	0	19	178	13.7
11	Juliette Gauthier	18-18	616	34.2	70-180	.389	27-89	.303	33-39	.846	35	94	129	7.2	46	2	35	36	6	22	200	11.1
00	Astou Gaye	18-18	425	23.6	66-168	.393	22-68	.324	17-21	.810	36	73	109	6.1	67	7	21	43	20	14	171	9.5
23	Tanyia Gordon	15-3	168	11.2	31-81	.383	6-22	.273	6-11	.545	10	32	42	2.8	22	1	3	20	2	11	74	4.9
34	Alexa Zaph	17-0	252	14.8	21-62	.339	11-38	.289	19-29	.655	2	17	19	1.1	20	0	10	32	0	11	72	4.2
05	Nikola Ozola	18-10	404	22.4	18-68	.265	11-42	.262	18-23	.783	6	12	18	1.0	41	1	25	43	1	14	65	3.6
10	Glenisha Harkless	15-8	290	19.3	11-43	.256	8-26	.308	15-20	.750	6	21	27	1.8	33	0	26	29	7	8	45	3.0
14	Abby Voss	14-0	137	9.8	16-33	.485	3-14	.214	4-8	.500	12	15	27	1.9	25	1	4	10	1	4	39	2.8
32	Amber Gaston	13-0	154	11.8	13-40	.325	3-7	.429	6-10	.600	9	19	28	2.2	25	1	1	16	8	9	35	2.7
12	Allie Tylka	15-2	172	11.5	10-38	.263	5-23	.217	5-8	.625	6	6	12	0.8	20	0	5	12	2	7	30	2.0
13	Grace Collins	3-0	4	1.3	0-1	.000	0-0	.000	0-0	.000	0	1	1	0.3	0	0	0	0	0	0	0	0.0
31	Tori Abelson	5-0	8	1.6	0-0	.000	0-0	.000	0-0	.000	0	2	2	0.4	0	0	1	0	1	0	0	0.0
Team											39	44	83				13					
Total.....		18	3675		413-1077	.383	125-445	.281	238-341	.698	241	450	691	38.4	396	19	189	333	54	144	1189	66.1
Opponents.....		18	3675		437-1065	.410	111-361	.307	252-399	.632	245	473	718	39.9	348	-	223	327	32	156	1237	68.7

TEAM STATISTICS	FAU	OPP	Date	Opponent	Score	Att.
SCORING	1189	1237	* 01/02/20	at UTSA	W 80-53	273
Points per game	66.1	68.7	* 1/4/20	at UTEP	L 65-96	901
Scoring margin	-2.7	-	* 01/09/20	RICE	L 69-78	417
FIELD GOALS-ATT	413-1077	437-1065	* 01/11/20	NORTH TEXAS	Wo2 84-78	355
Field goal pct	.383	.410	* 01/16/20	at Middle Tenn.	L 66-81	2398
3 POINT FG-ATT	125-445	111-361	* 1/18/20	at UAB	L 73-92	582
3-point FG pct	.281	.307	* 01/23/20	CHARLOTTE	W 65-44	553
3-pt FG made per game	6.9	6.2	* 01/25/20	OLD DOMINION	L 63-75	493
FREE THROWS-ATT	238-341	252-399	* 01/30/20	at Western Ky.	L 59-68	1082
Free throw pct	.698	.632	* 2/1/20	at Marshall	L 75-85	569
F-Throws made per game	13.2	14.0	* 2/8/20	at FIUW	Wot 64-61	278
REBOUNDS	691	718	* 02/13/20	SOUTHERN MISS	L 67-71	418
Rebounds per game	38.4	39.9	* 02/15/20	LOUISIANA TECH	W 77-75	439
Rebounding margin	-1.5	-	* 02/20/20	FIUW	W 54-42	512
ASSISTS	189	223	* 02/22/20	WESTERN KY.	L 56-69	365
Assists per game	10.5	12.4	* 02/26/20	at Old Dominion	L 49-60	1949
TURNOVERS	333	327	* 3/5/20	at Southern Miss	L 55-59	1228
Turnovers per game	18.5	18.2	* 03/07/20	MARSHALL	W 68-50	437
Turnover margin	-0.3	-				
Assist/turnover ratio	0.6	0.7				
STEALS	144	156				
Steals per game	8.0	8.7				
BLOCKS	54	32				
Blocks per game	3.0	1.8				
ATTENDANCE	3989	9260				
Home games-Avg/Game	9-443	9-1029				
Neutral site-Avg/Game	-	0-0				

\* - Conference game

Score by Periods	1st	2nd	3rd	4th	OT	OT2	Totals
Fla. Atlantic	292	268	316	284	16	13	1189
Opponents	301	311	330	275	13	7	1237



# Head Coach

## Jim Jabir

### Fourth Season

### Nazareth College '84

Jim Jabir was named Florida Atlantic University's head women's basketball coach in April 2017. He joined the program as just the fifth head coach in the Owls' 37-year history. With a 503-435 overall record and 30 years as a head coach, Jabir is one of the nation's most experienced and winningest coaches.

Jabir reached a huge milestone in his coaching career during the 2019-20 season, earning his 500th career win. FAU took down in-state rival FIU in Miami after a 64-61 overtime victory to clinch the 500th feat. Jabir became the 74th women's collegiate basketball coach to achieve 500 wins and is also one of 36 active Division I women's basketball coaches with 500 or more victories.

During the 2019-20 season, Jabir led a squad consisting of 15 underclassmen. FAU took down former Sun Belt foe Little Rock (79-72) for the first time in school history after 10 previous meetings. In that game, Crystal Primm racked up a career-high 31 points and would go on to earn a nod to the Conference USA Second Team. Primm also became Jabir's first C-USA Player of the Week after she had a stellar three-game stretch. Primm ended the season sitting in the top-10 in C-USA in points per game (15.4) and rebounds per game (8.0), and was one of the best in the NCAA at getting to the free throw line, ending seventh in attempts (214) and 29th in makes (137) in the country. Jabir was instrumental in the development of freshman standout Lotta Vehka-Aho. The Finland product was named C-USA Freshman of the Week twice during the season.

Other accomplishments celebrated include beating Charlotte for the first time since 2015 (65-44), sweeping FIU for the first time since 2016 and achieving FAU's 300th Division I victory. The Owls put up the third most 3-pointers in a season in program history (211), which was fourth in the conference, while tallying the fourth best free throw percentage in school history (71.7).

In 2018-19, Jabir welcomed nine newcomers to Paradise, including eight true freshmen - the most of any NCAA D I team in the country that year. Freshman Juliette Gauthier led the team in scoring, averaging 11.2 points per game, making her the second leading freshmen scorer in C-USA. Gauthier was one of just two C-USA freshmen to rank in the top 20 in the league in rebounding and top 25 in scoring. Freshman Amber Gaston also had an impressive year for the Owls, averaging 7.7 points per game and 4.5 rebounds for Jabir. She shot 51 percent from the field, which was the best shooting percentage from a C-USA freshman.

In his first season at the helm of the FAU program, Jabir guided the Owls to a seventh-place finish in the conference, the program's best finish since joining the league in 2013. The nine-win record bump under his guidance was the fourth best turnaround in the country and the second best improvement under a coach in his/her first season with their respective programs. In just one season, Jabir and his staff put together one of the top rebounding teams in the country, averaging 42.3 boards per game. That rate was the highest in C-USA and 18th nationally. The team also led the conference in defensive rebounding, averaging 29 per game.

At the end of the season, the Owls finished in the top half of 11 different statistical categories in C-USA, including having the third highest scoring offense in the league despite losing over half of the offensive production from the previous season. FAU averaged 70.0 points per game in 2017-18, the highest by an Owl team since 2013-14 and up seven points from the previous season. The offensive production was thanks in part due to Jabir's trademark fast-paced offense and high volume three-point shooting. Under Jabir's coaching, senior Sasha Cedeño transformed her game to average 17.2 points per game and 8.0 rebounds per game. At the end of the season, Cedeño was honored as an All-Conference second team member.

Prior to joining FAU, the Brooklyn, New York native spent 13 seasons as the University of Dayton's head women's basketball coach and left as the program's all-time wins leader. Jabir tallied a 238-140 mark at UD. He led teams to six-consecutive NCAA appearances (2010, 2011, 2012, 2013, 2014 and 2015) - including guiding UD to the program's first NCAA Regional Final in 2015, two post-season Women's National Invitation appearances, three-consecutive Atlantic 10 Finals, the program's first A-10 Women's Basketball Tournament title in 2012, followed by the program's first A-10 Regular Season Championship title in 2013. Jabir led the Flyers to another A-10 Regular Season crown in 2014. Under his guidance, 27 players were named A-10 All-Conference performers while the Flyers undoubtedly enjoyed their program's most successful stint in modern day history.

The two-time A-10 Coach of the Year transformed the Flyer program from a 3-25 record in his first season to their highest national ranking at No. 11 in both the Associated Press and USA Today Coaches polls in 2013. In his last six seasons, UD accrued a 162-60 overall record (.730 winning percentage) and posted an 81-23 record (.779 winning percentage) in A-10 games.

In one of the program's most successful seasons, Jabir led the Flyers to the Elite Eight® in 2014-15 with NCAA

## Jabir's Resume

### 2017-present

Head Coach - Florida Atlantic

- Tallied 500th career win (Feb. 8, 20)
- Led the Owls to its best league finish since joining Conference USA in his first season

### 2003-2016

Head Coach - Dayton

- 238-140 record
- Led the Flyers to six consecutive NCAA appearances (2010-15), including a run to the NCAA Regional final in 2015
- Brought Dayton from a 3-25 record in his first season to a program-high No. 11-ranking in the AP and USA Today Coaches Poll in 2013
- Program's all-time wins leader
- Two-time Atlantic 10 Coach of the Year
- Two WNIT appearances

### 2002-03:

Assistant Coach, Colorado

- Team went 24-8 during Jabir's lone season with the Buffs and advanced to the Sweet 16 of the NCAA Tournament
- Reached No. 23 in the ESPN/Coaches Poll and No. 24 in the AP Poll

### 1996-2002:

Head Coach, Providence

### 1990-96:

Head Coach, Marquette

- Won two Great Midwest Championships
- Two NCAA Tournament appearances and one WNIT appearance

### 1987-90:

Head Coach, Siena

- MAAC Semifinals in 1990

### 1986-87:

Head Coach, Buffalo State

### 1985-86:

Assistant Coach, Buffalo State

### 1984-85:

Assistant Coach, Nazareth College

Tournament wins over Iowa State, No. 11/11 Kentucky and No. 8/8 Louisville before falling to eventual national champion No. 1/1 Connecticut. Dayton ended the season ranked No. 17 nationally in the final USA Today Coaches' Poll. At seasons' end, graduating seniors Andrea Hoover and Ally Malott were each selected in the 2015 WNBA draft and six members of the squad received A-10 honors.

In 2013-14, Jabir's UD squad posed a 23-8 record with a winning percentage of .742 and held the A-10's number one spot for defensive rebounding and shots blocked. Dayton finished the year with a heart-breaking loss to in the first round of the NCAA tournament.

After losing seven seniors from the squad that won the 2012 A-10 Tournament title, the bar was set high for a young 2012-13 team, but they rose to the challenge. They set the school-record for greatest number of wins in a season (28) since becoming a DI program in 1986. Jabir was named a finalist for the 2013 Naismith National Coach of the Year award after posting a career-high winning percentage (.903) with the sixth youngest team in the nation.

The Flyers won three in-season tournaments, defeated five BCS teams in 2012-13 and advanced to its fourth-consecutive NCAA tournament with its highest seed in program history at No. 7. Dayton advanced to the NCAA Second Round with a thrilling double overtime 96-90 win over host St. John's. Dayton went unbeaten at home during the 2012-13 season and the Flyers averaged 2,739 fans per home game - the best in the A-10 and among the Top 40 in the nation.

The 2011-12 Dayton women's basketball team posted a 23-7 record. The Flyers lost three of their first six games of the season but went on to win a then-program-best 12 league games (12-2). UD won three games in three days to claim its first-ever A-10 Women's Basketball Championship title, culminating with a 56-53 victory over No. 16/22 St. Bonaventure. In winning the A-10 Championship, the Flyers advanced to their third-consecutive NCAA Women's Basketball Championship. Dayton earned the No. 11 seed in the tournament setting up a matchup with No. 6 seed Arkansas. In the final AP Top 25 Poll, the Flyers received 10 votes, coming in at No. 31 overall. The Flyers finished No. 37 in the final RPI Poll.

With its 21-12 record in 2010-11, UD had posted 20+ wins for four-consecutive seasons. Dayton advanced to the A-10 Championship final for the first time in school history. The Flyers advanced to their fourth-consecutive postseason, including their second-straight NCAA at-large berth. Also during the 2010-11 season, Jabir became the all-time wins leader with the Flyers' 102-69 victory over Toledo on Dec. 5.

The 2009-10 team finished the year with a 25-8 overall mark and the Flyers made their fourth postseason appearance - third-straight. The 2009-10 postseason was the first at the NCAA DI Tournament for the program. The 2009-10 season opener foreshadowed what would come with the Flyers knocking off No. 10 Michigan State in its season opener. The first victory of a top-10 opponent in the program's history. The Flyers continued their firsts and bests throughout the season; appearing for the first time in the AP and USA Today/ESPN Top 25 polls, and received votes in at least one of the polls the entire 20 weeks of the season. UD went 11-3 in A-10 action and earned the No. 2 seed in the conference tournament, its highest ever. Dayton had a school record five players go on

to earn A-10 accolades. The dream season continued as Brittany Wilson scored just before the buzzer, and the eighth-seeded Flyers rallied from an 18-point deficit to beat No. 9 seed TCU, 67-66, in the opening round of the NCAA women's tournament at the University of Tennessee on March 20, 2010. Jabir was one of 10 coaches named a finalist for the Kay Yow Coach of the Year Award.

In 2009, when defeating nationally-ranked Xavier in the quarterfinals behind a group of underclassmen, it was more than just "luck." The win marked a significant moment for a team and a program on the rise. At the time, the Flyers' 21-14 record in 2008-09 was the second-most wins since the program turned DI and UD finished the year with the most postseason individual honors ever.

Jabir was named the 2008 A-10 Coach of the Year after mentoring the Flyers to a modern-program record, 25-9. The Flyers went on to earn their second postseason berth in modern history with a trip to the WNIT.

UD improved by 13 victories from 2006-07 to 2007-08 on the strength of a school-record 16-game winning streak that was the longest in the nation at one point. The Flyers also earned their first ever votes in the AP Top 25 Poll in 2007-08 as they were listed in two different weeks.

UD returned to the A-10 Quarterfinals at the conclusion of the 2006-07 season, marking the third time in school history the Flyers had advanced past their opening round in the A-10 Tournament.

Jabir and Dayton continued the trend in 2005-06 with an improvement of five more wins, giving UD the second best improvement over a two-year span in the nation. Dayton advanced to the quarterfinals of the A-10 Tournament and finished with a winning record for the first time in five years and two Flyers earned A-10 All-Conference accolades.

In addition to the strides made in 2007-08, UD had the fourth best single-season turnaround in the nation in the 2004-05 season with an improvement of nine wins over the previous campaign.

Prior to UD, Jabir served one season as an assistant coach at Colorado, a season that the Buffaloes (24-8) advanced to the Sweet Sixteen of the NCAA Tournament and were ranked as high as No. 23 in the ESPN/Coaches' Poll and No. 24 in the AP Poll. Jabir was primarily responsible for the development of CU's post players, including the Buffaloes' first-ever First Team All-Big 12 selection. While at Colorado, Jabir drew upon his previous 16 seasons as a head coach at either the Big East Conference or the Metro Atlantic Athletic Conference institutions.

Jabir was at the helm of Providence College for six seasons, 1996-2002, after his time at Marquette University. During his last three years with the program, the Friars' record improved with each season.

Prior to Providence, Jabir spent six years at Marquette, elevating the Golden Eagles into the national spotlight, as he became one of the most successful coaches in the history of the program. After posting a 7-20 record during his inaugural year at Marquette (1990-91), Jabir guided his team to four-consecutive winning seasons, two 20-plus winning seasons and three postseason appearances, including back-to-back bids to the NCAA Tournament. In 1994-95,

Marquette won the Great Midwest Conference Tournament, the first tournament championship in school history. This followed the 1993-94 campaign in which Jabir compiled a program-best 22-7 overall record and its first trip to the NCAA Tournament. Jabir was a two-time Reebok/Great Midwest Conference Coach of the Year while at Marquette.

Jabir went to Siena College from Buffalo State, where he served as the head coach of the Saints for three seasons (1987-90) and compiled a 50-29 record. Jabir's teams posted three-consecutive winning seasons. In his first year, Jabir was responsible for the development of Siena's first Freshman All-American.

After one season as an assistant, Jabir became the head coach at Buffalo State during the 1986-87 season at the age of 24. He led that team to a 14-11 record and guided the Bengals to the State University of New York Athletic Conference (SUNYAC) Championship and an appearance in the Division III Tournament.

Jabir began his coaching career as an assistant at Nazareth College (1984-85) and Buffalo State (1985-86). Jabir was instrumental in leading the Bengals to a 23-3 slate, the SUNYAC title, a 22-game winning streak, an NCAA regional tournament appearance and a national ranking (No. 3) during the 1985-86 season.

He is a 1984 graduate of Nazareth College in Rochester, New York, where he received a degree in English. He also earned a master's degree in student personnel administration from Buffalo State in 1986.

Jabir's family is comprised of his wife Angie and their son Jude. He also has three children, Lauren, Shane and Jackson.

Jabir's Record Year-by-Year		
Year	School	Record
1986-87	Buffalo State	14-11
1987-88	Siena	16-10
1988-89	Siena	16-8
1989-90	Siena	18-11
1990-91	Marquette	7-20
1991-92	Marquette	16-13
1992-93	Marquette	22-9
1993-94	Marquette	22-7
1994-95	Marquette	19-12
1995-96	Marquette	8-20
1996-97	Providence	13-14
1997-98	Providence	10-17
1998-99	Providence	5-22
1999-00	Providence	10-17
2000-01	Providence	11-17
2001-02	Providence	13-15
2003-04	Dayton	3-25
2004-05	Dayton	12-16
2005-06	Dayton	17-12
2006-07	Dayton	12-19
2007-08	Dayton	25-9
2008-09	Dayton	21-14
2009-10	Dayton	25-8
2010-11	Dayton	21-12
2011-12	Dayton	23-7
2012-13	Dayton	28-3
2013-14	Dayton	23-8
2014-15	Dayton	28-7
2015-16	Dayton	14-15
<b>2017-18</b>	<b>Florida Atlantic</b>	<b>13-15</b>
<b>2018-19</b>	<b>Florida Atlantic</b>	<b>5-25</b>
<b>2019-20</b>	<b>Florida Atlantic</b>	<b>13-17</b>
Total:		503-435



# Astou Gaye

6-2 • Senior • Forward

Creteil, France • Gulf Coast State

# #00



## 2019-20 Statistics

### THE STAT CREW SYSTEM

Fla. Atlantic Individual Game-by-Game (as of Sep 08, 2020)  
All games

#### #00 Astou Gaye

Opponent	Date	gs	min	Total		3-Pointers		Free throws		Rebounds				pf	a	t/o	blk	stl	pts	avg	
				fg-fga	pct	3fg-fga	pct	ft-fa	pct	off	def	tot	avg								
at Hampton	11/14/19		12	3-4	.750	1-2	.500	1-2	.500	0	3	3	3.0	1	1	1	1	0	8	8.0	
at Richmond	11/16/19		12	2-6	.333	1-3	.333	2-2	1.000	4	2	6	4.5	2	0	1	1	1	7	7.5	
SIEW	11/19/19	*	10	3-4	.750	2-3	.667	0-0	.000	1	2	3	4.0	2	0	3	0	0	8	7.7	
LR	11/21/19	*	12	1-1	1.000	0-0	.000	0-0	.000	2	2	4	4.0	2	0	1	0	0	2	6.3	
at Western Mich.	11/24/19	*	15	4-9	.444	2-6	.333	2-2	1.000	0	2	2	3.6	0	2	1	0	0	12	7.4	
LOYOLA MARYLAND	11/29/19	*	18	1-7	.143	1-3	.333	4-6	.667	1	6	7	4.2	1	4	2	1	0	7	7.3	
KANSAS	11/30/19	*	9	0-2	.000	0-1	.000	0-0	.000	0	2	2	3.9	3	1	3	0	0	0	6.3	
CCSU	12/15/19	*	25	5-12	.417	0-3	.000	7-8	.875	4	8	12	4.9	3	1	5	1	0	17	7.6	
FURMAN	12/20/19	*	24	4-9	.444	1-2	.500	0-0	.000	2	4	6	5.0	1	0	3	1	1	9	7.8	
HARVARD	12/21/19	*	16	1-5	.200	0-2	.000	0-0	.000	2	6	8	5.3	1	0	1	0	1	2	7.2	
at UTSA	01/02/20	*	23	5-11	.455	2-5	.400	2-2	1.000	1	7	8	5.5	2	1	1	1	1	14	7.8	
at UTEP	1/4/20	*	20	0-1	.000	0-1	.000	0-0	.000	1	3	4	5.4	4	0	0	2	0	0	7.2	
RICE	01/09/20	*	19	3-10	.300	3-8	.375	0-0	.000	0	4	4	5.3	5	0	5	1	0	9	7.3	
NORTH TEXAS	01/11/20	*	34	5-10	.500	1-1	1.000	2-2	1.000	3	10	13	5.9	5	1	2	3	2	13	7.7	
at Middle Tenn.	01/16/20	*	34	10-16	.625	3-5	.600	1-2	.500	5	11	16	6.5	3	2	4	0	0	24	8.8	
at UAB	1/18/20	*	22	3-15	.200	0-6	.000	4-5	.800	2	1	3	6.3	5	1	2	1	1	10	8.9	
CHARLOTTE	01/23/20	*	20	4-11	.364	0-3	.000	0-0	.000	1	6	7	6.4	4	3	3	0	1	8	8.8	
OLD DOMINION	01/25/20	*	22	4-9	.444	0-1	.000	2-2	1.000	2	2	4	6.2	4	0	2	1	1	10	8.9	
at Western Ky.	01/30/20	*	20	3-6	.500	2-3	.667	0-0	.000	0	2	2	6.0	5	1	1	1	0	8	8.8	
at Marshall	2/1/20	*	23	6-13	.462	4-5	.800	0-0	.000	2	4	6	6.0	1	3	4	0	0	16	9.2	
at FIUW	2/8/20	*	31	3-13	.231	1-5	.200	3-4	.750	4	4	8	6.1	5	0	1	4	1	10	9.2	
SOUTHERN MISS	02/13/20	*	30	5-9	.556	2-3	.667	0-0	.000	1	3	4	6.0	5	2	3	2	12	9.4		
LOUISIANA TECH	02/15/20	*	25	6-12	.500	1-4	.250	3-4	.750	4	5	9	6.1	5	1	3	1	0	16	9.7	
FIUW	02/20/20	*	22	1-3	.333	1-2	.500	0-0	.000	0	4	4	6.0	3	1	3	1	0	3	9.4	
WESTERN KY.	02/22/20	*	14	0-1	.000	0-0	.000	0-0	.000	0	0	0	5.8	4	0	3	0	0	0	9.0	
at Old Dominion	02/26/20	*	21	2-5	.400	1-2	.500	0-0	.000	3	2	5	5.8	1	1	3	0	0	5	8.8	
at Southern Miss	3/5/20	*	29	3-14	.214	0-9	.000	0-0	.000	2	4	6	5.8	3	4	4	0	4	6	8.7	
MARSHALL	03/07/20	*	16	3-9	.333	1-5	.200	0-0	.000	5	1	6	5.8	3	0	0	1	1	7	8.7	
vs UTEP	03/11/20	*	24	3-4	.750	1-1	1.000	2-2	1.000	3	4	7	5.8	1	0	1	1	1	9	8.7	
<b>Totals</b>			<b>27</b>	<b>602</b>	<b>93-231</b>	<b>.403</b>	<b>31-94</b>	<b>.330</b>	<b>35-43</b>	<b>.814</b>	<b>55</b>	<b>114</b>	<b>169</b>	<b>5.8</b>	<b>84</b>	<b>30</b>	<b>65</b>	<b>26</b>	<b>18</b>	<b>252</b>	<b>8.7</b>

Games played: 29  
Minutes/game: 20.8  
Points/game: 8.7  
FG Pct: 40.3  
3FG Pct: 33.0  
FT Pct: 81.4

Rebounds/game: 5.8  
Assists/game: 1.0  
Turnovers/game: 2.2  
Assist/turnover ratio: 0.5  
Steals/game: 0.6  
Blocks/game: 0.9

### Career/2019-20 Season Highs

#### Points

Career: 24, at Middle Tennessee (1/16/20)  
Season: Same

#### Rebounds

Career: 16, at Middle Tennessee (1/16/20)  
Season: Same

#### Assists

Career: 4, vs. Loyola Maryland (11/29/19)  
& at Southern Miss (3/5/20)  
Season: Same

#### Steals

Career: 4, at Southern Miss (3/5/20)  
Season: Same

#### Blocks

Career: 4, at FIU (2/8/20)  
Season: Same

#### FG Made

Career: 10, at Middle Tennessee (1/16/20)  
Season: Same

#### FG Attempts

Career: 16, at Middle Tennessee (1/16/20)  
Season: Same

#### 3-Point FG Made

Career: 4, at Marshall (2/1/20)  
Season: Same

#### 3-Point FG Attempts

Career: 9, at Southern Miss (3/5/20)  
Season: Same

#### Free Throws Made

Career: 7, vs. Central Connecticut (12/15/19)  
Season: Same

#### Free Throw Attempts

Career: 8, vs. Central Connecticut (12/15/19)  
Season: Same

## Career Statistics

Season	gp-gs	min/avg	Total		3-Point		F-Throws		Rebounds				Scoring							
			fg-fga	pct	fg-fga	pct	ft-fa	pct	off	def	tot	avg	pf	fo	ast	to	blk	stl	pts	avg
2019-20	29-27	602/20.8	93-231	.403	31-94	.330	35-43	.814	55	114	169	5.8	84	7	30	65	26	18	252	8.7
<b>TOTAL</b>	<b>29-27</b>	<b>602/20.8</b>	<b>93-231</b>	<b>.403</b>	<b>31-94</b>	<b>.330</b>	<b>35-43</b>	<b>.814</b>	<b>55</b>	<b>114</b>	<b>169</b>	<b>5.8</b>	<b>84</b>	<b>7</b>	<b>30</b>	<b>65</b>	<b>26</b>	<b>18</b>	<b>252</b>	<b>8.7</b>



# Lotta Vehka-Aho

5-6 • Sophomore • Guard

Vimpeli, Finland • Mäkelärintne Sports Helsinki

# #3

## 2019-20 Statistics

### THE STAT CREW SYSTEM

Fla. Atlantic Individual Game-by-Game (as of Sep 08, 2020)  
All games

#### #03 Lotta Vehka-Aho

Opponent	Date	gs	min	Total		3-Pointers		Free throws		Rebounds				pf	a	t/o	blk	stl	pts	avg	
				fg-fga	pct	3fg-fga	pct	ft-fa	pct	off	def	tot	avg								
at Iowa	11/07/19	*	39	4-15	.267	1-8	.125	4-4	1.000	0	4	4	4.0	3	5	4	0	1	13	13.0	
at Hampton	11/14/19	*	20	3-6	.500	2-3	.667	3-4	.750	0	1	1	2.5	4	3	3	0	3	11	12.0	
at Richmond	11/16/19	*	37	0-7	.000	0-3	.000	1-2	.500	0	4	4	3.0	2	7	4	0	3	1	8.3	
SIEW	11/19/19	*	26	3-4	.750	0-1	.000	4-4	1.000	2	4	6	3.8	4	5	1	0	1	10	8.8	
LR	11/21/19	*	38	6-14	.429	3-8	.375	6-6	1.000	0	4	4	3.8	5	2	2	0	3	21	11.2	
at Western Mich.	11/24/19	*	32	3-13	.231	1-6	.167	0-0	.000	0	2	2	3.5	1	1	1	0	2	7	10.5	
LOYOLA MARYLAND	11/29/19	*	34	5-11	.455	3-6	.500	2-2	1.000	3	5	8	4.1	3	2	3	1	4	15	11.1	
KANSAS	11/30/19	*	26	5-12	.417	2-7	.286	1-2	.500	1	0	1	3.8	5	1	3	0	1	13	11.4	
CCSU	12/15/19	*	32	5-6	.833	3-4	.750	5-5	1.000	0	2	2	3.6	2	1	1	0	0	18	12.1	
FURMAN	12/20/19	*	40	1-4	.250	0-3	.000	3-4	.750	0	1	1	3.3	4	6	4	0	1	5	11.4	
HARVARD	12/21/19	*	27	4-8	.500	2-3	.667	0-0	.000	0	2	2	3.2	3	4	2	0	1	10	11.3	
at UTSA	01/02/20	*	26	4-10	.400	1-5	.200	2-2	1.000	3	1	4	3.3	1	2	2	0	0	11	11.3	
at UTEP	1/4/20	*	30	3-9	.333	1-5	.200	2-3	.667	1	0	1	3.1	2	3	3	0	0	9	11.1	
RICE	01/09/20	*	40	11-19	.579	4-10	.400	2-2	1.000	2	3	5	3.2	3	3	3	0	4	28	12.3	
NORTH TEXAS	01/11/20	*	50	6-20	.300	2-9	.222	7-7	1.000	3	4	7	3.5	2	4	2	0	3	21	12.9	
at Middle Tenn.	01/16/20	*	16	1-7	.143	1-2	.500	2-2	1.000	1	2	3	3.4	4	0	1	0	0	5	12.4	
at UAB	1/18/20	*	34	3-11	.273	1-5	.200	2-3	.667	2	1	3	3.4	5	0	3	0	0	9	12.2	
CHARLOTTE	01/23/20	*	34	2-8	.250	0-5	.000	2-2	1.000	0	0	0	3.2	3	5	1	0	4	6	11.8	
OLD DOMINION	01/25/20	*	40	3-7	.429	2-5	.400	5-9	.556	1	4	5	3.3	2	1	2	0	3	13	11.9	
at Western Ky.	01/30/20	*	31	5-14	.357	3-10	.300	5-5	1.000	2	0	2	3.3	5	0	4	0	1	18	12.2	
at Marshall	2/1/20	*	38	5-17	.294	3-10	.300	4-6	.667	1	2	3	3.2	3	1	3	0	2	17	12.4	
at FIUW	2/8/20	*	45	2-13	.154	0-6	.000	6-6	1.000	0	2	2	3.2	3	1	2	0	0	10	12.3	
SOUTHERN MISS	02/13/20	*	30	4-10	.400	0-2	.000	1-2	.500	1	1	2	3.1	4	3	1	0	0	9	12.2	
LOUISIANA TECH	02/15/20	*	40	8-14	.571	2-5	.400	4-6	.667	0	2	2	3.1	1	2	2	0	2	22	12.6	
FIUW	02/20/20	dnp	-	-	-	-	-	-	-	-	-	-	-	-	-	-	-	-	-	-	
WESTERN KY.	02/22/20	dnp	-	-	-	-	-	-	-	-	-	-	-	-	-	-	-	-	-	-	
at Old Dominion	02/26/20	dnp	-	-	-	-	-	-	-	-	-	-	-	-	-	-	-	-	-	-	
at Southern Miss	3/5/20	dnp	-	-	-	-	-	-	-	-	-	-	-	-	-	-	-	-	-	-	
MARSHALL	03/07/20	dnp	-	-	-	-	-	-	-	-	-	-	-	-	-	-	-	-	-	-	
<b>Totals</b>			<b>24</b>	<b>805</b>	<b>96-259</b>	<b>.371</b>	<b>37-131</b>	<b>.282</b>	<b>73-88</b>	<b>.830</b>	<b>23</b>	<b>51</b>	<b>74</b>	<b>3.1</b>	<b>74</b>	<b>62</b>	<b>57</b>	<b>1</b>	<b>39</b>	<b>302</b>	<b>12.6</b>

#### Career/2019-20 Season Highs

##### Points

Career: 28, vs. Rice (1/9/20)  
Season: Same

##### Rebounds

Career: 8 vs. Loyola Maryland (11/29/19)  
Season: Same

##### Assists

Career: 7, at Richmond (11/16/19)  
Season: Same

##### Steals

Career: 4, 3 times  
Last: vs. Charlotte (1/23/20)  
Season: Same

##### Blocks

Career: 1, vs. Loyola Maryland (11/29/19)  
Season: Same

##### FG Made

Career: 11, vs. Rice (1/9/20)  
Season: Same

##### FG Attempts

Career: 20, vs. North Texas (1/11/20)  
Season: Same

##### 3-Point FG Made

Career: 4, vs. Rice (1/9/20)  
Season: Same

##### 3-Point FG Attempts

Career: 10, 3 times  
Last: at Marshall (2/1/20)  
Season: Same

##### Free Throws Made

Career: 7, vs. North Texas (1/11/20)  
Season: Same

##### Free Throw Attempts


Career: 9, vs. Old Dominion (1/25/20)  
Season: Same

Games played: 24  
Minutes/game: 33.5  
Points/game: 12.6  
FG Pct: 37.1  
3FG Pct: 28.2  
FT Pct: 83.0

Rebounds/game: 3.1  
Assists/game: 2.6  
Turnovers/game: 2.4  
Assist/turnover ratio: 1.1  
Steals/game: 1.6  
Blocks/game: 0.0

## Career Statistics

Season	gp-gs	min/avg	Total		3-Point		F-Throws		Rebounds				Scoring							
			fg-fga	pct	fg-fga	pct	ft-fa	pct	off	def	tot	avg	pf	fo	ast	to	blk	stl	pts	avg
2019-20	24-24	805/33.5	96-259	.371	37-131	.282	73-88	.830	23	51	74	3.1	74	4	62	57	1	39	302	12.6
<b>TOTAL</b>	<b>24-24</b>	<b>805/33.5</b>	<b>96-259</b>	<b>.371</b>	<b>37-131</b>	<b>.282</b>	<b>73-88</b>	<b>.830</b>	<b>23</b>	<b>51</b>	<b>74</b>	<b>3.1</b>	<b>74</b>	<b>4</b>	<b>62</b>	<b>57</b>	<b>1</b>	<b>39</b>	<b>302</b>	<b>12.6</b>



# Nikola Ozola

5-7 • Sophomore • Guard  
Jurmala, Latvia • Pumpuru

# #5

## 2019-20 Statistics

### THE STAT CREW SYSTEM

Fla. Atlantic Individual Game-by-Game (as of Sep 08, 2020)  
All games

#### #05 Nikola Ozola

Opponent	Date	gs	min	Total		3-Pointers		Free throws		Rebounds				pf	a	t/o	blk	stl	pts	avg	
				fg-fga	pct	3fg-fga	pct	ft-fa	pct	off	def	tot	avg								
at Iowa	11/07/19		12	0-2	.000	0-1	.000	0-0	.000	0	0	0	0.0	3	1	2	0	1	0	0.0	
at Hampton	11/14/19		14	0-0	.000	0-0	.000	0-0	.000	0	0	0	0.0	2	1	2	0	0	0	0.0	
at Richmond	11/16/19		11	0-4	.000	0-1	.000	0-0	.000	0	0	0	0.0	1	0	0	0	0	0	0.0	
SIEW	11/19/19	*	14	0-1	.000	0-1	.000	0-0	.000	0	2	2	0.5	3	1	2	0	0	0	0.0	
LR	11/21/19	*	12	0-1	.000	0-1	.000	0-1	.000	0	0	0	0.4	2	0	0	0	0	0	0.0	
at Western Mich.	11/24/19	*	28	2-6	.333	1-4	.250	2-2	1.000	0	2	2	0.7	1	7	3	0	1	7	1.2	
LOYOLA MARYLAND	11/29/19	*	38	3-7	.429	2-5	.400	3-3	1.000	0	3	3	1.0	4	6	5	0	1	11	2.6	
KANSAS	11/30/19	*	28	1-3	.333	1-3	.333	1-2	.500	0	0	0	0.9	0	4	2	0	0	4	2.8	
CCSU	12/15/19	*	24	1-5	.200	0-1	.000	0-0	.000	0	2	2	1.0	1	2	4	0	0	2	2.7	
FURMAN	12/20/19	*	20	3-5	.600	1-3	.333	0-0	.000	0	0	0	0.9	2	0	4	0	0	7	3.1	
HARVARD	12/21/19	*	23	0-5	.000	0-3	.000	0-0	.000	0	0	0	0.8	2	1	6	0	0	0	2.8	
at UTSA	01/02/20	*	22	0-4	.000	0-2	.000	0-0	.000	1	1	2	0.9	5	3	3	0	0	0	2.6	
at UTEP	1/4/20	*	22	2-5	.400	1-3	.333	5-5	1.000	0	0	0	0.8	2	2	4	0	1	10	3.2	
RICE	01/09/20	*	29	0-4	.000	0-3	.000	3-5	.600	1	0	1	0.9	3	4	4	0	3	3	3.1	
NORTH TEXAS	01/11/20	*	30	2-3	.667	1-2	.500	2-4	.500	1	2	3	1.0	1	3	4	0	1	7	3.4	
at Middle Tenn.	01/16/20	*	37	1-7	.143	0-4	.000	2-2	1.000	1	2	3	1.1	2	1	4	1	0	4	3.4	
at UAB	1/18/20	*	19	0-3	.000	0-2	.000	0-0	.000	0	0	0	1.1	1	1	2	0	1	0	3.2	
CHARLOTTE	01/23/20		17	0-0	.000	0-0	.000	0-0	.000	2	2	4	1.2	4	1	1	0	2	0	3.1	
OLD DOMINION	01/25/20		4	0-2	.000	0-1	.000	0-0	.000	0	0	0	1.2	1	0	0	0	0	0	2.9	
at Western Ky.	01/30/20		2	0-0	.000	0-0	.000	0-0	.000	0	0	0	1.1	0	1	1	0	0	0	2.8	
at Marshall	2/1/20		14	0-1	.000	0-1	.000	1-2	.500	0	0	0	1.0	0	1	0	0	0	1	2.7	
at FIUW	2/8/20		16	1-3	.333	1-1	1.000	2-2	1.000	0	0	0	1.0	2	1	2	0	1	5	2.8	
SOUTHERN MISS	02/13/20	*	25	2-5	.400	2-4	.500	0-0	.000	0	0	0	1.0	4	0	1	0	3	6	2.9	
LOUISIANA TECH	02/15/20		18	0-1	.000	0-1	.000	0-0	.000	0	0	0	0.9	3	2	0	0	0	0	2.8	
FIUW	02/20/20		35	0-2	.000	0-0	.000	0-0	.000	0	3	3	1.0	2	2	7	0	0	0	2.7	
WESTERN KY.	02/22/20		32	2-9	.222	1-4	.250	0-0	.000	0	1	1	1.0	4	0	5	0	0	5	2.8	
at Old Dominion	02/26/20	*	28	1-5	.200	1-4	.250	2-2	1.000	0	0	0	1.0	1	0	4	0	1	5	2.9	
at Southern Miss	3/5/20	*	30	5-9	.556	3-6	.500	1-1	1.000	0	0	0	0.9	3	3	0	0	1	14	3.3	
MARSHALL	03/07/20	*	24	2-5	.400	1-4	.250	0-0	.000	0	1	1	0.9	3	0	1	0	0	5	3.3	
vs UTEP	03/11/20	*	29	1-4	.250	1-4	.250	2-2	1.000	0	1	1	0.9	3	2	2	0	1	5	3.4	
Totals			19	657	29-111	.261	17-69	.246	26-33	.788	6	22	28	0.9	65	50	75	1	18	101	3.4

#### Career/2019-20 Season Highs

##### Points

Career: 14, at Southern Miss (3/5/20)  
Season: Same

##### Rebounds

Career: 4, vs. Charlotte (1/23/20)  
Season: Same

##### Assists

Career: 7, at Western Michigan (11/24/19)  
Season: Same

##### Steals

Career: 3, vs. Rice (1/9/20) & vs. Southern Miss (2/13/20)  
Season: Same

##### Blocks

Career: 1, at Middle Tennessee (1/16/20)  
Season: Same

##### FG Made

Career: 5, at Southern Miss (3/5/20)  
Season: Same

##### FG Attempts

Career: 9, at Southern Miss (3/5/20)  
Season: Same

##### 3-Point FG Made

Career: 3, at Southern Miss (3/5/20)  
Season: Same

##### 3-Point FG Attempts

Career: 6, at Southern Miss (3/5/20)  
Season: Same

##### Free Throws Made

Career: 5, at UTEP (1/4/20)  
Season: Same

##### Free Throw Attempts

Career: 5, at UTEP (1/4/20) & vs. Rice (1/9/20)  
Season: Same

Games played: 30  
Minutes/game: 21.9  
Points/game: 3.4  
FG Pct: 26.1  
3FG Pct: 24.6  
FT Pct: 78.8

Rebounds/game: 0.9  
Assists/game: 1.7  
Turnovers/game: 2.5  
Assist/turnover ratio: 0.7  
Steals/game: 0.6  
Blocks/game: 0.0

## Career Statistics

Season	gp-gs	min/avg	fg-fga	pct	fg-fga	pct	ft-fa	pct	off	def	tot	avg	pf	fo	ast	to	blk	stl	pts	avg
2019-20	30-19	657/21.9	29-111	.261	17-69	.246	26-33	.788	6	22	28	0.9	65	1	50	75	1	18	101	3.4
TOTAL	30-19	657/21.9	29-111	.261	17-69	.246	26-33	.788	6	22	28	0.9	65	1	50	75	1	18	101	3.4

# Glenisha Harkless

6-0 • Junior • Guard

Jacksonville, Fla. • University Christian

# #10

## 2019-20 Statistics

THE STAT CREW SYSTEM  
Fla. Atlantic Individual Game-by-Game (as of Sep 08, 2020)  
All games

### #10 Glenisha Harkless

Opponent	Date	gs	min	Total		3-Pointers		Free throws		Rebounds				pf	a	t/o	blk	stl	pts	avg
				fg-fga	pct	3fg-fga	pct	ft-fa	pct	off	def	tot	avg							
at Iowa	11/07/19	25		1-3	.333	1-3	.333	4-4	1.000	1	2	3	3.0	5	0	7	1	0	7	7.0
at Hampton	11/14/19	27		2-5	.400	2-4	.500	1-2	.500	1	3	4	3.5	1	2	3	0	0	7	7.0
at Richmond	11/16/19	* 20		0-2	.000	0-1	.000	0-0	.000	1	3	4	3.7	2	0	3	0	2	0	4.7
SIEW	11/19/19	dnp		-	-	-	-	-	-	-	-	-	-	-	-	-	-	-	-	-
LR	11/21/19	dnp		-	-	-	-	-	-	-	-	-	-	-	-	-	-	-	-	-
LOYOLA MARYLAND	11/29/19	dnp		-	-	-	-	-	-	-	-	-	-	-	-	-	-	-	-	-
KANSAS	11/30/19	dnp		-	-	-	-	-	-	-	-	-	-	-	-	-	-	-	-	-
CCSU	12/15/19	dnp		-	-	-	-	-	-	-	-	-	-	-	-	-	-	-	-	-
FURMAN	12/20/19	3		0-0	.000	0-0	.000	0-0	.000	0	2	2	3.3	0	0	0	0	0	0	3.5
HARVARD	12/21/19	12		0-0	.000	0-0	.000	0-0	.000	0	2	2	3.0	0	1	1	0	0	0	2.8
at UTSA	01/02/20	19		3-8	.375	1-4	.250	0-0	.000	0	0	0	2.5	2	2	0	0	0	7	3.5
at UTEP	1/4/20	16		1-3	.333	1-2	.500	2-4	.500	0	4	4	2.7	1	0	1	1	0	5	3.7
RICE	01/09/20	12		0-2	.000	0-0	.000	0-0	.000	1	1	2	2.6	4	0	2	1	1	0	3.3
NORTH TEXAS	01/11/20	16		0-3	.000	0-3	.000	0-0	.000	2	0	2	2.6	3	2	3	2	0	0	2.9
at Middle Tenn.	01/16/20	16		0-2	.000	0-2	.000	0-0	.000	2	2	4	2.7	1	3	3	0	0	0	2.6
at UAB	1/18/20	13		0-1	.000	0-0	.000	1-2	.500	0	0	0	2.5	2	0	0	0	3	1	2.5
CHARLOTTE	01/23/20	* 22		1-4	.250	0-1	.000	2-2	1.000	0	2	2	2.4	2	1	0	0	1	4	2.6
OLD DOMINION	01/25/20	* 31		0-1	.000	0-1	.000	2-2	1.000	0	0	0	2.2	3	3	3	1	1	2	2.5
at Western Ky.	01/30/20	* 25		0-2	.000	0-1	.000	0-0	.000	1	1	2	2.2	2	6	4	2	0	0	2.4
at Marshall	2/1/20	* 22		1-4	.250	1-4	.250	0-0	.000	0	1	1	2.1	4	5	2	0	0	3	2.4
at FIUW	2/8/20	* 36		3-6	.500	3-4	.750	3-4	.750	0	3	3	2.2	2	1	2	0	1	12	3.0
SOUTHERN MISS	02/13/20	7		0-0	.000	0-0	.000	2-2	1.000	0	1	1	2.1	0	0	1	0	0	2	2.9
LOUISIANA TECH	02/15/20	* 23		0-1	.000	0-0	.000	1-2	.500	0	3	3	2.2	4	0	5	0	1	1	2.8
FIUW	02/20/20	* 25		2-5	.400	2-4	.500	0-0	.000	0	3	3	2.2	3	3	2	0	0	6	3.0
WESTERN KY.	02/22/20	* 7		0-1	.000	0-0	.000	2-2	1.000	0	0	0	2.1	0	0	1	0	0	2	3.0
at Old Dominion	02/26/20	dnp		-	-	-	-	-	-	-	-	-	-	-	-	-	-	-	-	-
at Southern Miss	3/5/20	dnp		-	-	-	-	-	-	-	-	-	-	-	-	-	-	-	-	-
MARSHALL	03/07/20	dnp		-	-	-	-	-	-	-	-	-	-	-	-	-	-	-	-	-
vs UTEP	03/11/20	11		1-3	.333	1-1	1.000	0-0	.000	0	0	0	2.0	1	0	1	0	0	3	3.0
<b>Totals</b>		<b>9</b>	<b>388</b>	<b>15-56</b>	<b>.268</b>	<b>12-35</b>	<b>.343</b>	<b>20-26</b>	<b>.769</b>	<b>9</b>	<b>33</b>	<b>42</b>	<b>2.0</b>	<b>42</b>	<b>29</b>	<b>44</b>	<b>8</b>	<b>10</b>	<b>62</b>	<b>3.0</b>

Games played: 21  
Minutes/game: 18.5  
Points/game: 3.0  
FG Pct: 26.8  
3FG Pct: 34.3  
FT Pct: 76.9

Rebounds/game: 2.0  
Assists/game: 1.4  
Turnovers/game: 2.1  
Assist/turnover ratio: 0.7  
Steals/game: 0.5  
Blocks/game: 0.4

### Career/2019-20 Season Highs

#### Points

Career: 13, at Furman (12/12/18)  
Season: 12, at FIU (2/8/20)

#### Rebounds

Career: 6, vs. Richmond (11/18/18)  
Season: 4, 4 times  
Last: at Middle Tennessee (1/16/20)

#### Assists

Career: 6, vs. Marshall (1/17/19) & at WKU (1/30/20)  
Season: 6, at WKU (1/30/20)

#### Steals

Career: 3, at Tulane (11/28/18) & at UAB (1/18/20)  
Season: 3, at UAB (1/18/20)

#### Blocks

Career: 2, 3 times  
Last: at WKU (1/30/20)  
Season: 2, vs. North Texas (1/11/20) & at WKU (1/30/20)

#### FG Made

Career: 5, at Old Dominion (3/13/19)  
Season: 3, at UTSA (1/2/20) & at FIU (2/8/20)

#### FG Attempts

Career: 16, at Furman (12/12/18)  
Season: 8, at UTSA (1/2/20)

#### 3-Point FG Made

Career: 3, vs. UAB (1/3/19) & at FIU (2/8/20)  
Season: 3, at FIU (2/8/20)

#### 3-Point FG Attempts

Career: 8 vs. Old Dominion (3/13/19)  
Season: 4, 5 times  
Last: vs. FIU (2/20/20)

#### Free Throws Made

Career: 4, at Iowa (11/7/19)  
Season: Same

#### Free Throw Attempts

Career: 5, at Little Rock (11/14/18)  
Season: 4, 3 times  
Last: at FIU (2/8/20)

## Career Statistics

Season	gp-gs	min/avg	Total		3-Point		F-Throws		Rebounds				Scoring							
			fg-fga	pct	fg-fga	pct	ft-fa	pct	off	def	tot	avg	pf	fo	ast	to	blk	stl	pts	avg
2018-19	26-20	608/23.4	43-169	.254	22-81	.272	22-38	.579	11	47	58	2.2	39	0	56	70	13	19	130	5.0
2019-20	21-9	388/18.5	15-56	.268	12-35	.343	20-26	.769	9	33	42	2.0	42	1	29	44	8	10	62	3.0
<b>TOTAL</b>	<b>47-29</b>	<b>996/21.2</b>	<b>58-225</b>	<b>.258</b>	<b>34-116</b>	<b>.293</b>	<b>42-64</b>	<b>.656</b>	<b>20</b>	<b>80</b>	<b>100</b>	<b>2.1</b>	<b>81</b>	<b>1</b>	<b>85</b>	<b>114</b>	<b>21</b>	<b>29</b>	<b>192</b>	<b>4.1</b>

# Juliette Gauthier

6-1 • Junior • Guard/Forward

Blainville, Quebec, Canada • Montmorency College

# # 11



## 2019-20 Statistics

THE STAT CREW SYSTEM

Fla. Atlantic Individual Game-by-Game (as of Sep 08, 2020)  
All games

### #11 Juliette Gauthier

Opponent	Date	gs	min	Total		3-Pointers		Free throws		Rebounds				pf	a	t/o	blk	stl	pts	avg	
				fg-fga	pct	3fg-fga	pct	ft-fa	pct	off	def	tot	avg								
at Iowa	11/07/19	*	31	0-10	.000	0-8	.000	2-2	1.000	1	6	7	7.0	5	0	3	0	2	2	2.0	
at Hampton	11/14/19	*	39	3-10	.300	2-7	.286	2-2	1.000	4	5	9	8.0	4	4	6	1	0	10	6.0	
at Richmond	11/16/19	*	28	4-10	.400	1-6	.167	1-2	.500	1	5	6	7.3	4	1	3	0	2	10	7.3	
SIEW	11/19/19	*	35	9-18	.500	6-11	.545	0-2	.000	1	11	12	8.5	1	1	3	0	1	24	11.5	
LR	11/21/19	*	37	1-7	.143	1-6	.167	8-8	1.000	0	7	7	8.2	2	1	3	0	1	11	11.4	
at Western Mich.	11/24/19	*	20	2-4	.500	1-3	.333	1-2	.500	0	1	1	7.0	2	0	1	0	0	6	10.5	
LOYOLA MARYLAND	11/29/19	*	38	3-13	.231	2-10	.200	2-2	1.000	0	14	14	8.0	0	3	2	0	1	10	10.4	
KANSAS	11/30/19	*	38	5-10	.500	3-6	.500	5-6	.833	2	3	5	7.6	4	0	4	0	1	18	11.4	
CCSU	12/15/19	*	37	3-5	.600	2-3	.667	0-0	.000	2	7	9	7.8	0	1	1	0	1	8	11.0	
FURMAN	12/20/19	*	34	3-6	.500	2-5	.400	2-2	1.000	1	6	7	7.7	4	0	1	0	1	10	10.9	
HARVARD	12/21/19	*	28	3-6	.500	2-4	.500	2-2	1.000	1	5	6	7.5	0	1	1	0	1	10	10.8	
at UTSA	01/02/20	*	33	6-9	.667	0-0	.000	0-0	.000	7	5	12	7.9	0	4	0	1	1	12	10.9	
at UTEP	1/4/20	*	21	3-9	.333	2-6	.333	0-0	.000	2	5	7	7.8	5	0	2	0	0	8	10.7	
RICE	01/09/20	*	36	2-6	.333	0-4	.000	4-4	1.000	1	3	4	7.6	2	3	1	0	5	8	10.5	
NORTH TEXAS	01/11/20	*	47	6-15	.400	3-12	.250	0-0	.000	2	11	13	7.9	2	0	1	0	0	15	10.8	
at Middle Tenn.	01/16/20	*	34	3-11	.273	2-9	.222	0-0	.000	0	1	1	7.5	4	1	2	0	2	8	10.6	
at UAB	1/18/20	*	24	4-10	.400	2-5	.400	2-2	1.000	0	5	5	7.4	1	0	2	1	2	12	10.7	
CHARLOTTE	01/23/20	*	36	7-11	.636	4-6	.667	0-0	.000	2	7	9	7.4	1	3	2	0	1	18	11.1	
OLD DOMINION	01/25/20	*	40	4-13	.308	2-7	.286	7-8	.875	2	4	6	7.4	3	4	2	0	1	17	11.4	
at Western Ky.	01/30/20	*	40	3-8	.375	2-5	.400	3-3	1.000	2	3	5	7.3	3	2	2	1	2	11	11.4	
at Marshall	2/1/20	*	37	4-8	.500	1-2	.500	3-4	.750	5	6	11	7.4	0	1	2	2	1	12	11.4	
at FIUW	2/8/20	*	38	2-9	.222	0-2	.000	1-2	.500	0	9	9	7.5	4	4	1	0	0	5	11.1	
SOUTHERN MISS	02/13/20	*	38	1-6	.167	0-2	.000	7-8	.875	1	3	4	7.3	3	4	4	0	1	9	11.0	
LOUISIANA TECH	02/15/20	*	19	2-4	.500	1-2	.500	0-0	.000	1	3	4	7.2	0	0	2	0	0	5	10.8	
FIUW	02/20/20	*	16	1-5	.200	0-2	.000	0-0	.000	0	5	5	7.1	5	0	3	0	0	2	10.4	
WESTERN KY.	02/22/20	*	40	8-15	.533	2-6	.333	2-2	1.000	2	9	11	7.3	3	2	4	0	1	20	10.8	
at Old Dominion	02/26/20	*	40	5-15	.333	1-4	.250	2-4	.500	6	10	16	7.6	4	5	4	1	1	13	10.9	
at Southern Miss	3/5/20	*	40	6-15	.400	4-10	.400	0-0	.000	1	3	4	7.5	2	0	0	0	0	16	11.1	
MARSHALL	03/07/20	*	37	3-11	.273	1-5	.200	2-2	1.000	1	2	3	7.3	4	2	2	0	4	9	11.0	
vs UTEP	03/11/20	*	24	3-8	.375	2-5	.400	2-2	1.000	2	3	5	7.2	2	0	7	0	2	10	11.0	
Totals			30	1005	109-287	.380	51-163	.313	60-71	.845	50	167	217	7.2	74	47	71	7	36	329	11.0

Games played: 30  
Minutes/game: 33.5  
Points/game: 11.0  
FG Pct: 38.0  
3FG Pct: 31.3  
FT Pct: 84.5

Rebounds/game: 7.2  
Assists/game: 1.6  
Turnovers/game: 2.4  
Assist/turnover ratio: 0.7  
Steals/game: 1.2  
Blocks/game: 0.2

### Career/2019-20 Season Highs

#### Points

Career: 24, vs. UTSA (2/9/19) & vs. Siena (11/19/19)

Season: 24 vs. Siena (11/19/19)

#### Rebounds

Career: 16, at Old Dominion (2/26/20)

Season: Same

#### Assists

Career: 7, vs. Hampton (11/7/18)

Season: 5, at Old Dominion (2/26/20)

#### Steals

Career: 6, at Michigan State (12/20/18)

Season: 5, vs. Rice (1/9/20)

#### Blocks

Career: 2, at Marshall (2/1/20)

Season: Same

#### FG Made

Career: 9, at Rice (2/16/19) & vs. Siena (11/19/19)

Season: 9 vs. Siena (11/19/19)

#### FG Attempts

Career: 18, vs. Siena (11/19/19)

Season: Same

#### 3-Point FG Made

Career: 6, vs. Siena (11/19/19)

Season: Same

#### 3-Point FG Attempts

Career: 12, vs. North Texas (1/11/20)

Season: Same

#### Free Throws Made

Career: 8, vs. Little Rock (11/21/19)

Season: Same

#### Free Throw Attempts

Career: 8, 3 times

Last: vs. Southern Miss (2/13/20)

Season: Same

## Career Statistics

Season	gp-gs	min/avg	Total		3-Point		F-Throws		Rebounds				Scoring							
			fg-fga	pct	fg-fga	pct	ft-fa	pct	off	def	tot	avg	pf	fo	ast	to	blk	stl	pts	avg
2018-19	28-28	897/32.0	110-278	.396	41-143	.287	53-63	.841	40	118	158	5.6	57	0	39	69	3	23	314	11.2
2019-20	30-30	1005/33.5	109-287	.380	51-163	.313	60-71	.845	50	167	217	7.2	74	3	47	71	7	36	329	11.0
TOTAL	58-58	1902/32.8	219-565	.388	92-306	.301	113-134	.843	90	285	375	6.5	131	3	86	140	10	59	643	11.1

# Allie Tylka

6-0 • Sophomore • Guard  
Wauconda, Ill. • Wauconda

# #12



## 2019-20 Statistics

### THE STAT CREW SYSTEM

Fla. Atlantic Individual Game-by-Game (as of Sep 08, 2020)  
All games

#### #12 Allie Tylka

Opponent	Date	gs	min	Total		3-Pointers		Free throws		Rebounds				pf	a	t/o	blk	stl	pts	avg	
				fg-fga	pct	3fg-fga	pct	ft-fa	pct	off	def	tot	avg								
at Iowa	11/07/19		5	0-1	.000	0-0	.000	0-0	.000	0	1	1	1.0	3	0	0	0	0	0	0.0	
at Hampton	11/14/19		dnp	-	-	-	-	-	-	-	-	-	-	-	-	-	-	-	-	-	
SIEW	11/19/19		16	3-5	.600	1-1	1.000	0-0	.000	0	1	1	1.0	5	1	3	0	1	7	3.5	
LR	11/21/19		1	0-0	.000	0-0	.000	0-0	.000	1	0	1	1.0	0	0	0	0	0	0	2.3	
at Western Mich.	11/24/19		6	0-0	.000	0-0	.000	0-0	.000	0	2	2	1.3	0	0	0	0	0	0	1.8	
LOYOLA MARYLAND	11/29/19		dnp	-	-	-	-	-	-	-	-	-	-	-	-	-	-	-	-	-	
KANSAS	11/30/19		5	0-0	.000	0-0	.000	3-4	.750	0	0	0	1.0	0	1	1	0	0	3	2.0	
CCSU	12/15/19		4	1-1	1.000	1-1	1.000	2-2	1.000	0	0	0	0.8	0	0	0	0	1	5	2.5	
FURMAN	12/20/19		dnp	-	-	-	-	-	-	-	-	-	-	-	-	-	-	-	-	-	
HARVARD	12/21/19		4	0-0	.000	0-0	.000	0-0	.000	0	0	0	0.7	0	0	0	0	0	0	2.1	
at UTSA	01/02/20		3	1-1	1.000	0-0	.000	0-0	.000	0	0	0	0.6	2	0	1	0	0	2	2.1	
at UTEP	1/4/20		5	1-1	1.000	0-0	.000	0-0	.000	0	0	0	0.6	1	1	0	0	1	2	2.1	
RICE	01/09/20		dnp	-	-	-	-	-	-	-	-	-	-	-	-	-	-	-	-	-	
NORTH TEXAS	01/11/20		dnp	-	-	-	-	-	-	-	-	-	-	-	-	-	-	-	-	-	
at Middle Tenn.	01/16/20		6	0-0	.000	0-0	.000	0-0	.000	1	0	1	0.6	0	0	0	0	0	0	1.9	
at UAB	1/18/20		14	1-3	.333	0-2	.000	0-0	.000	0	0	0	0.5	1	1	0	0	0	2	1.9	
CHARLOTTE	01/23/20		7	0-0	.000	0-0	.000	2-2	1.000	0	0	0	0.5	0	0	1	0	0	2	1.9	
OLD DOMINION	01/25/20		0	0-0	.000	0-0	.000	0-0	.000	0	0	0	0.5	0	0	0	0	0	0	1.8	
at Western Ky.	01/30/20		13	0-0	.000	0-0	.000	0-0	.000	0	0	0	0.4	4	0	2	0	0	0	1.6	
at Marshall	2/1/20		6	0-1	.000	0-0	.000	0-0	.000	0	0	0	0.4	2	0	0	0	0	0	1.5	
at FIUW	2/8/20		1	0-0	.000	0-0	.000	0-0	.000	0	0	0	0.4	1	0	1	0	0	0	1.4	
SOUTHERN MISS	02/13/20		dnp	-	-	-	-	-	-	-	-	-	-	-	-	-	-	-	-	-	
LOUISIANA TECH	02/15/20		0	0-0	.000	0-0	.000	0-0	.000	0	0	0	0.4	0	0	0	0	0	0	1.4	
FIUW	02/20/20		17	0-1	.000	0-1	.000	1-2	.500	1	2	3	0.5	1	1	3	0	2	1	1.3	
WESTERN KY.	02/22/20		4	0-0	.000	0-0	.000	0-0	.000	1	0	1	0.5	1	1	0	0	0	0	1.3	
at Old Dominion	02/26/20		28	2-12	.167	2-8	.250	0-0	.000	1	2	3	0.7	3	0	1	1	1	6	1.5	
at Southern Miss	3/5/20	*	34	2-9	.222	1-6	.167	1-1	1.000	2	1	3	0.8	1	0	1	1	0	6	1.7	
MARSHALL	03/07/20	*	34	3-10	.300	2-6	.333	1-3	.333	0	1	1	0.8	3	1	2	0	3	9	2.0	
vs UTEP	03/11/20	*	20	1-7	.143	1-6	.167	0-0	.000	1	0	1	0.8	1	0	0	0	1	3	2.1	
<b>Totals</b>			<b>3</b>	<b>233</b>	<b>15-52</b>	<b>.288</b>	<b>8-31</b>	<b>.258</b>	<b>10-14</b>	<b>.714</b>	<b>8</b>	<b>10</b>	<b>18</b>	<b>0.8</b>	<b>29</b>	<b>7</b>	<b>16</b>	<b>2</b>	<b>10</b>	<b>48</b>	<b>2.1</b>

#### Career/2019-20 Season Highs

##### Points

Career: 9, vs. Marshall (3/7/20)  
Season: Same

##### Rebounds

Career: 3, 3 times  
Last: at Southern Miss (3/5/20)  
Season: Same

##### Assists

Career: 1, 7 times  
Last: vs. Marshall (3/7/20)  
Season: Same

##### Steals

Career: 3, vs. Marshall (3/7/20)  
Season: Same

##### Blocks

Career: 1, at Old Dominion (2/26/20) & at Southern Miss (3/5/20)  
Season: Same

##### FG Made

Career: 3, vs. Siena (11/19/19) & vs. Marshall (3/7/20)  
Season: Same

##### FG Attempts

Career: 12, at Old Dominion (2/26/20)  
Season: Same

##### 3-Point FG Made

Career: 2, at Old Dominion (2/26/20) & vs. Marshall (3/7/20)  
Season: Same

##### 3-Point FG Attempts

Career: 8, at Old Dominion (2/26/20)  
Season: Same

##### Free Throws Made

Career: 3, vs. Kansas (11/30/19)  
Season: Same

##### Free Throw Attempts

Career: 4 vs. Kansas (11/30/19)  
Season: Same

Games played: 23

Minutes/game: 10.1

Points/game: 2.1

FG Pct: 28.8

3FG Pct: 25.8

FT Pct: 71.4

Rebounds/game: 0.8

Assists/game: 0.3

Turnovers/game: 0.7

Assist/turnover ratio: 0.4

Steals/game: 0.4

Blocks/game: 0.1

## Career Statistics

Season	gp-gs	min/avg	Total		3-Point		F-Throws		Rebounds				Scoring							
			fg-fga	pct	fg-fga	pct	ft-fa	pct	off	def	tot	avg	pf	fo	ast	to	blk	stl	pts	avg
2019-20	23-3	233/10.1	15-52	.288	8-31	.258	10-14	.714	8	10	18	0.8	29	1	7	16	2	10	48	2.1
<b>TOTAL</b>	<b>23-3</b>	<b>233/10.1</b>	<b>15-52</b>	<b>.288</b>	<b>8-31</b>	<b>.258</b>	<b>10-14</b>	<b>.714</b>	<b>8</b>	<b>10</b>	<b>18</b>	<b>0.8</b>	<b>29</b>	<b>1</b>	<b>7</b>	<b>16</b>	<b>2</b>	<b>10</b>	<b>48</b>	<b>2.1</b>



# Tanya Gordon

5-9 • Sophomore • Guard  
Plant City, Fla. • Tampa Catholic

# #23

## 2019-20 Statistics

### THE STAT CREW SYSTEM

Fla. Atlantic Individual Game-by-Game (as of Sep 08, 2020)  
All games

#### #23 Tanya Gordon

Opponent	Date	gs	min	Total		3-Pointers		Free throws		Rebounds				pf	a	t/o	blk	stl	pts	avg
				fg-fga	pct	3fg-fga	pct	ft-fa	pct	off	def	tot	avg							
at Iowa	11/07/19	7	0-1	.000	0-0	.000	0-0	.000	1	1	2	2.0	1	0	1	0	0	0	0.0	
at Hampton	11/14/19	21	3-7	.429	0-0	.000	0-2	.000	2	2	4	3.0	3	1	2	0	1	6	3.0	
at Richmond	11/16/19	16	5-11	.455	1-2	.500	0-0	.000	1	4	5	3.7	1	1	1	2	1	11	5.7	
SIEW	11/19/19	dnp	-	-	-	-	-	-	-	-	-	-	-	-	-	-	-	-	-	
LR	11/21/19	11	0-2	.000	0-0	.000	0-0	.000	0	0	0	2.8	3	2	2	0	1	0	4.3	
at Western Mich.	11/24/19	11	1-2	.500	1-1	1.000	1-2	.500	0	5	5	3.2	3	1	2	1	0	4	4.2	
LOYOLA MARYLAND	11/29/19	7	2-3	.667	1-1	1.000	0-0	.000	1	0	1	2.8	1	0	1	0	1	5	4.3	
KANSAS	11/30/19	17	1-9	.111	1-3	.333	1-2	.500	2	2	4	3.0	1	0	1	0	2	4	4.3	
CCSU	12/15/19	10	2-5	.400	0-2	.000	0-0	.000	1	1	2	2.9	1	1	0	0	1	4	4.3	
FURMAN	12/20/19	9	0-0	.000	0-0	.000	0-0	.000	0	2	2	2.8	3	1	0	0	0	0	3.8	
HARVARD	12/21/19	16	2-8	.250	1-4	.250	0-0	.000	1	3	4	2.9	1	1	1	0	1	5	3.9	
at UTSA	01/02/20	9	1-2	.500	0-0	.000	0-0	.000	0	2	2	2.8	3	1	2	0	0	2	3.7	
at UTEP	1/4/20	15	4-6	.667	1-3	.333	1-2	.500	1	2	3	2.8	2	1	0	1	0	10	4.3	
RICE	01/09/20	dnp	-	-	-	-	-	-	-	-	-	-	-	-	-	-	-	-	-	
NORTH TEXAS	01/11/20	3	0-1	.000	0-0	.000	0-0	.000	0	0	0	2.6	1	0	0	0	0	1	0	3.9
at Middle Tenn.	01/16/20	3	0-1	.000	0-0	.000	0-0	.000	0	0	0	2.4	2	0	0	0	0	0	3.6	
at UAB	1/18/20	11	0-1	.000	0-1	.000	1-2	.500	1	2	3	2.5	0	0	0	0	0	1	3.5	
CHARLOTTE	01/23/20	7	1-3	.333	0-0	.000	0-0	.000	3	2	5	2.6	0	0	4	0	0	2	3.4	
OLD DOMINION	01/25/20	4	1-3	.333	0-2	.000	0-0	.000	0	1	1	2.5	0	0	0	0	0	2	3.3	
at Western Ky.	01/30/20	2	1-1	1.000	1-1	1.000	0-0	.000	0	1	1	2.4	0	0	0	0	0	3	3.3	
at Marshall	2/1/20	9	4-10	.400	0-1	.000	1-2	.500	2	2	4	2.5	1	1	1	0	4	9	3.6	
at FIUW	2/8/20	4	0-1	.000	0-1	.000	0-0	.000	0	1	1	2.5	1	0	0	0	0	0	3.4	
SOUTHERN MISS	02/13/20	3	1-1	1.000	1-1	1.000	0-0	.000	0	0	0	2.3	1	0	1	0	0	3	3.4	
LOUISIANA TECH	02/15/20	24	4-6	.667	1-2	.500	1-2	.500	1	5	6	2.5	3	0	2	1	1	10	3.7	
FIUW	02/20/20	*	29	11-23	.478	2-4	.500	2-3	.667	0	5	5	2.6	3	0	3	0	2	26	4.7
WESTERN KY.	02/22/20	*	30	2-12	.167	0-3	.000	0-0	.000	2	5	7	2.8	5	0	4	0	2	4	4.6
at Old Dominion	02/26/20	*	15	1-10	.100	0-3	.000	0-0	.000	0	4	4	2.8	0	0	3	0	1	2	4.5
at Southern Miss	3/5/20	dnp	-	-	-	-	-	-	-	-	-	-	-	-	-	-	-	-	-	
MARSHALL	03/07/20	dnp	-	-	-	-	-	-	-	-	-	-	-	-	-	-	-	-	-	
vs UTEP	03/11/20	22	5-10	.500	0-0	.000	1-1	1.000	2	1	3	2.8	4	0	3	0	3	11	4.8	
Totals		3	315	52-139	.374	11-35	.314	9-18	.500	21	53	74	2.8	44	11	34	5	22	124	4.8

Games played: 26  
Minutes/game: 12.1  
Points/game: 4.8  
FG Pct: 37.4  
3FG Pct: 31.4  
FT Pct: 50.0

Rebounds/game: 2.8  
Assists/game: 0.4  
Turnovers/game: 1.3  
Assist/turnover ratio: 0.3  
Steals/game: 0.8  
Blocks/game: 0.2

### Career/2019-20 Season Highs

#### Points

Career: 26, vs. FIU (2/20/20)  
Season: Same

#### Rebounds

Career: 7, vs. WKU (2/22/20)  
Season: Same

#### Assists

Career: 2, vs. Little Rock (11/21/19)  
Season: Same

#### Steals

Career: 4, at Marshall (2/1/20)  
Season: Same

#### Blocks

Career: 2, at Richmond (11/16/19)  
Season: Same

#### FG Made

Career: 11, vs. FIU (2/20/20)  
Season: Same

#### FG Attempts

Career: 23, vs. FIU (2/20/20)  
Season: Same

#### 3-Point FG Made

Career: 2, vs. FIU (2/20/20)  
Season: Same

#### 3-Point FG Attempts

Career: 4, vs. Harvard (12/21/19) & vs. FIU (2/20/20)  
Season: Same

#### Free Throws Made

Career: 2, vs. FIU (2/20/20)  
Season: Same

#### Free Throw Attempts

Career: 3, vs. FIU (2/20/20)  
Season: Same

## Career Statistics

Season	gp-gs	min/avg	Total		3-Point		F-Throws		Rebounds				Scoring							
			fg-fga	pct	fg-fga	pct	ft-fa	pct	off	def	tot	avg	pf	fo	ast	to	blk	stl	pts	avg
2019-20	26-3	315/12.1	52-139	.374	11-35	.314	9-18	.500	21	53	74	2.8	44	1	11	34	5	22	124	4.8
TOTAL	26-3	315/12.1	52-139	.374	11-35	.314	9-18	.500	21	53	74	2.8	44	1	11	34	5	22	124	4.8

# Amber Gaston

6-0 • Junior • Forward  
Vicksburg, Miss. • Warren Central

# #32



## 2019-20 Statistics

### THE STAT CREW SYSTEM

Fla. Atlantic Individual Game-by-Game (as of Sep 08, 2020)  
All games

#### #32 Amber Gaston

#### Career/Season Highs

##### Points

Career: 21, at North Texas (2/14/19)  
Season: 19, at Western Michigan (11/24/19)

##### Rebounds

Career: 10, at FIU (2/23/19)  
Season: 6, 3 times  
Last: vs. FIU (2/20/20)

##### Assists

Career: 3, vs. Bradley (11/23/18) & at Hampton (11/14/19)  
Season: 3, at Hampton (11/14/19)

##### Steals

Career: 3, vs. FIU (2/20/20)  
Season: Same

##### Blocks

Career: 4, vs. Lafayette (11/23/18)  
Season: 3, at Hampton (11/14/19) & vs. FIU (2/20/20)

##### FG Made

Career: 8, at Western Michigan (11/24/19)  
Season: Same

##### FG Attempts

Career: 10, at Western Michigan (11/24/19)  
Season: Same

##### 3-Point FG Made

Career: 1, 5 times  
Last: vs. Marshall (3/7/20)  
Season: 1, 4 times  
Last: vs. Marshall (3/7/20)

##### 3-Point FG Attempts

Career: 3, vs. Rice (1/9/20)  
Season: Same

##### Free Throws Made

Career: 7, vs. Bradley (11/24/18)  
Season: 5, vs. Furman (12/20/19)

##### Free Throw Attempts

Career: 9, vs. Bradley (11/24/18)  
Season: 7, vs. Furman (12/20/19)

Opponent	Date	gs	min	Total		3-Pointers		Free throws		Rebounds				pf	a	t/o	blk	stl	pts	avg	
				fg-fga	pct	3fg-fga	pct	ft-fa	pct	off	def	tot	avg								
at Iowa	11/07/19	*	26	4-5	.800	1-2	.500	1-2	.500	0	6	6	6.0	5	0	3	1	0	10	10.0	
at Hampton	11/14/19	*	25	2-7	.286	0-1	.000	0-0	.000	1	4	5	5.5	3	3	3	3	1	4	7.0	
at Richmond	11/16/19	*	13	1-1	1.000	0-0	.000	2-3	.667	0	2	2	4.3	0	0	1	0	0	4	6.0	
SIEW	11/19/19		18	2-7	.286	0-0	.000	1-2	.500	2	3	5	4.5	2	0	4	1	2	5	5.8	
LR	11/21/19		17	1-3	.333	0-1	.000	0-1	.000	0	3	3	4.2	4	1	1	0	1	2	5.0	
at Western Mich.	11/24/19		27	8-10	.800	0-0	.000	3-4	.750	4	2	6	4.5	1	0	0	0	0	19	7.3	
LOYOLA MARYLAND	11/29/19		18	4-5	.800	0-0	.000	3-4	.750	2	1	3	4.3	2	0	4	1	0	11	7.9	
KANSAS	11/30/19		18	0-0	.000	0-0	.000	0-0	.000	0	3	3	4.1	4	0	3	0	0	0	6.9	
CCSU	12/15/19		6	0-0	.000	0-0	.000	0-0	.000	0	0	0	3.7	0	0	1	0	0	0	6.1	
FURMAN	12/20/19		17	3-8	.375	0-0	.000	5-7	.714	0	1	1	3.4	1	1	0	1	0	11	6.6	
HARVARD	12/21/19		16	3-5	.600	0-0	.000	0-0	.000	0	1	1	3.2	0	0	1	0	1	6	6.5	
at UTSA	01/02/20		14	2-7	.286	0-0	.000	0-0	.000	2	3	5	3.3	1	0	1	0	1	4	6.3	
at UTEP	1/4/20		7	0-0	.000	0-0	.000	1-2	.500	1	0	1	3.2	1	0	0	0	0	1	5.9	
RICE	01/09/20		14	1-5	.200	1-3	.333	0-0	.000	0	1	1	3.0	5	0	2	1	0	3	5.7	
NORTH TEXAS	01/11/20		10	1-4	.250	0-0	.000	2-2	1.000	0	2	2	2.9	3	0	2	2	0	4	5.6	
at UAB	1/18/20	dnp	-	-	-	-	-	-	-	-	-	-	-	-	-	-	-	-	-	-	
CHARLOTTE	01/23/20	dnp	-	-	-	-	-	-	-	-	-	-	-	-	-	-	-	-	-	-	
OLD DOMINION	01/25/20	dnp	-	-	-	-	-	-	-	-	-	-	-	-	-	-	-	-	-	-	
at Western Ky.	01/30/20	dnp	-	-	-	-	-	-	-	-	-	-	-	-	-	-	-	-	-	-	
at Marshall	2/1/20		6	2-2	1.000	0-0	.000	0-0	.000	0	1	1	2.8	1	0	0	0	0	4	5.5	
at FIUW	2/8/20		13	0-2	.000	0-1	.000	1-2	.500	0	2	2	2.8	4	0	1	0	0	1	5.2	
SOUTHERN MISS	02/13/20		10	1-1	1.000	0-0	.000	0-0	.000	1	0	1	2.7	2	0	2	0	0	2	5.1	
LOUISIANA TECH	02/15/20		14	0-1	.000	0-0	.000	0-0	.000	0	1	1	2.6	2	0	1	0	2	0	4.8	
FIUW	02/20/20		22	1-5	.200	0-0	.000	1-2	.500	2	4	6	2.8	0	0	2	3	3	3	4.7	
WESTERN KY.	02/22/20		14	2-4	.500	1-1	1.000	0-0	.000	1	0	1	2.7	2	0	1	0	1	5	4.7	
at Old Dominion	02/26/20		10	1-3	.333	0-0	.000	0-0	.000	0	1	1	2.6	2	0	2	0	0	2	4.6	
at Southern Miss	3/5/20		10	0-2	.000	0-1	.000	0-0	.000	0	1	1	2.5	1	0	1	0	1	0	4.4	
MARSHALL	03/07/20		10	2-4	.500	1-1	1.000	1-2	.500	2	3	5	2.6	1	1	1	2	1	6	4.5	
vs UTEP	03/11/20		14	1-2	.500	0-0	.000	0-4	.000	2	1	3	2.6	3	2	2	0	1	2	4.4	
Totals			3	369	42-93	.452	4-11	.364	21-37	.568	20	46	66	2.6	50	8	39	15	15	109	4.4

Games played: 25  
Minutes/game: 14.8  
Points/game: 4.4  
FG Pct: 45.2  
3FG Pct: 36.4  
FT Pct: 56.8

Rebounds/game: 2.6  
Assists/game: 0.3  
Turnovers/game: 1.6  
Assist/turnover ratio: 0.2  
Steals/game: 0.6  
Blocks/game: 0.6

## Career Statistics

Season	gp-gs	min/avg	Total		3-Point		F-Throws		Rebounds				Scoring							
			fg-fga	pct	fg-fga	pct	ft-fa	pct	off	def	tot	avg	pf	fo	ast	to	blk	stl	pts	avg
2018-19	26-16	535/20.6	79-155	.510	1-12	.083	41-79	.519	50	66	116	4.5	70	5	12	61	19	15	200	7.7
2019-20	25-3	369/14.8	42-93	.452	4-11	.364	21-37	.568	20	46	66	2.6	50	2	8	39	15	15	109	4.4
TOTAL	51-19	904/17.7	121-248	.488	5-23	.217	62-116	.534	70	112	182	3.6	120	7	20	100	34	30	309	6.1



# Alexa Zaph

5-8 • Sophomore • Guard  
Jupiter, Fla. • Oxbridge Academy

# #34



## 2019-20 Statistics

### THE STAT CREW SYSTEM Fla. Atlantic Individual Game-by-Game (as of Sep 08, 2020) All games

#### #34 Alexa Zaph

Opponent	Date	gs	min	Total		3-Pointers		Free throws		Rebounds				pf	a	t/o	blk	stl	pts	avg	
				fg-fga	pct	3fg-fga	pct	ft-fa	pct	off	def	tot	avg								
at Iowa	11/07/19	*	15	1-4	.250	1-1	1.000	0-0	.000	0	0	0	0.0	1	0	1	0	3	3	3.0	
at Hampton	11/14/19	*	6	1-1	1.000	0-0	.000	0-0	.000	0	2	2	1.0	0	0	4	0	1	2	2.5	
at Richmond	11/16/19		3	0-1	.000	0-0	.000	0-0	.000	0	0	0	0.7	0	0	0	0	0	1.7		
SIEW	11/19/19		29	3-11	.273	2-4	.500	2-2	1.000	1	4	5	1.8	1	6	4	0	1	10	3.8	
LR	11/21/19		29	2-6	.333	1-3	.333	2-2	1.000	1	2	3	2.0	4	2	4	0	0	7	4.4	
at Western Mich.	11/24/19		19	2-5	.400	1-2	.500	3-4	.750	1	3	4	2.3	2	4	4	0	0	8	5.0	
LOYOLA MARYLAND	11/29/19		10	0-2	.000	0-2	.000	0-0	.000	0	0	0	2.0	0	1	1	0	0	0	4.3	
KANSAS	11/30/19		19	0-5	.000	0-5	.000	0-0	.000	0	1	1	1.9	1	2	4	0	0	0	3.8	
CCSU	12/15/19		18	0-4	.000	0-3	.000	0-0	.000	1	1	2	1.9	2	1	1	0	0	0	3.3	
FURMAN	12/20/19		20	5-10	.500	3-6	.500	1-2	.500	0	1	1	1.8	2	1	1	0	1	14	4.4	
HARVARD	12/21/19		17	2-6	.333	0-2	.000	4-4	1.000	0	2	2	1.8	1	2	2	0	0	8	4.7	
at UTSA	01/02/20		18	2-3	.667	1-2	.500	3-4	.750	0	1	1	1.8	2	1	3	0	0	8	5.0	
at UTEP	1/4/20		24	2-7	.286	1-3	.333	7-10	.700	0	5	5	2.0	3	2	7	0	0	12	5.5	
RICE	01/09/20		10	2-5	.400	0-2	.000	0-0	.000	1	0	1	1.9	0	1	4	0	2	4	5.4	
NORTH TEXAS	01/11/20		19	0-4	.000	0-2	.000	0-2	.000	0	1	1	1.9	1	0	4	0	2	0	5.1	
at Middle Tenn.	01/16/20		9	0-1	.000	0-1	.000	0-0	.000	0	1	1	1.8	0	1	2	0	0	0	4.8	
at UAB	1/18/20		13	1-2	.500	1-1	1.000	2-2	1.000	0	2	2	1.8	1	0	0	0	1	5	4.8	
CHARLOTTE	01/23/20		8	0-1	.000	0-1	.000	0-0	.000	0	0	0	1.7	1	1	1	0	1	0	4.5	
OLD DOMINION	01/25/20		9	1-2	.500	0-1	.000	2-3	.667	0	1	1	1.7	1	0	1	0	0	4	4.5	
at Western Ky.	01/30/20		19	3-6	.500	2-4	.500	0-2	.000	0	1	1	1.7	0	0	0	0	0	8	4.7	
at Marshall	2/1/20		5	0-2	.000	0-2	.000	0-0	.000	0	0	0	1.6	0	0	0	0	1	0	4.4	
at FIUW	2/8/20		dnp	-	-	-	-	-	-	-	-	-	-	-	-	-	-	-	-	-	
SOUTHERN MISS	02/13/20		24	0-3	.000	0-3	.000	1-2	.500	0	0	0	1.5	1	0	2	0	0	1	4.3	
LOUISIANA TECH	02/15/20		1	0-0	.000	0-0	.000	0-0	.000	0	0	0	1.4	1	0	1	0	0	0	4.1	
FIUW	02/20/20		12	1-3	.333	1-3	.333	0-0	.000	0	1	1	1.4	1	0	0	0	0	3	4.0	
WESTERN KY.	02/22/20		18	1-3	.333	0-1	.000	1-1	1.000	0	0	0	1.4	1	1	0	0	1	3	4.0	
at Old Dominion	02/26/20		18	1-3	.333	0-1	.000	1-1	1.000	0	1	1	1.3	1	2	1	0	0	3	4.0	
at Southern Miss	3/5/20		22	3-6	.500	1-3	.333	0-0	.000	1	1	2	1.4	4	0	4	0	1	7	4.1	
MARSHALL	03/07/20		23	4-11	.364	4-8	.500	2-2	1.000	0	2	2	1.4	2	1	2	0	2	14	4.4	
vs UTEP	03/11/20		17	0-6	.000	0-3	.000	0-0	.000	0	1	1	1.4	1	1	0	0	1	0	4.3	
<b>Totals</b>			<b>2</b>	<b>454</b>	<b>37-123</b>	<b>.301</b>	<b>19-69</b>	<b>.275</b>	<b>31-43</b>	<b>.721</b>	<b>6</b>	<b>34</b>	<b>40</b>	<b>1.4</b>	<b>35</b>	<b>30</b>	<b>58</b>	<b>0</b>	<b>18</b>	<b>124</b>	<b>4.3</b>

Games played: 29  
Minutes/game: 15.7  
Points/game: 4.3  
FG Pct: 30.1  
3FG Pct: 27.5  
FT Pct: 72.1

Rebounds/game: 1.4  
Assists/game: 1.0  
Turnovers/game: 2.0  
Assist/turnover ratio: 0.5  
Steals/game: 0.6

### Career/Season Highs

#### Points

Career: 14, vs. Furman (12/20/19) & vs. Marshall (3/7/20)  
Season: Same

#### Rebounds

Career: 5, vs. Siena (11/19/19) & at UTEP (1/4/20)  
Season: Same

#### Assists

Career: 6, vs. Siena (11/19/19)  
Season: Same

#### Steals

Career: 3, at Iowa (11/7/19)  
Season: Same

#### Blocks

Career: -  
Season: -

#### FG Made

Career: 5, vs. Furman (12/20/19)  
Season: Same

#### FG Attempts

Career: 11, vs. Siena (11/19/19) & vs. Marshall (3/7/20)  
Season: Same

#### 3-Point FG Made

Career: 4, vs. Marshall (3/7/20)  
Season: Same

#### 3-Point FG Attempts

Career: 8, vs. Marshall (3/7/20)  
Season: Same

#### Free Throws Made

Career: 7, at UTEP (1/4/20)  
Season: Same

#### Free Throw Attempts

Career: 10, at UTEP (1/4/20)  
Season: Same

## Career Statistics

Season	gp-gs	min/avg	Total		3-Point		F-Throws		Rebounds				Scoring							
			fg-fga	pct	fg-fga	pct	ft-fa	pct	off	def	tot	avg	pf	fo	ast	to	blk	stl	pts	avg
2019-20	29-2	454/15.7	37-123	.301	19-69	.275	31-43	.721	6	34	40	1.4	35	0	30	58	0	18	124	4.3
<b>TOTAL</b>	<b>29-2</b>	<b>454/15.7</b>	<b>37-123</b>	<b>.301</b>	<b>19-69</b>	<b>.275</b>	<b>31-43</b>	<b>.721</b>	<b>6</b>	<b>34</b>	<b>40</b>	<b>1.4</b>	<b>35</b>	<b>0</b>	<b>30</b>	<b>58</b>	<b>0</b>	<b>18</b>	<b>124</b>	<b>4.3</b>



# Newcomers

01



## Rita Pleskevich\*

- Played one season at Washington, starting in 20 of 30 games, while averaging 2.9 points, 1.5 rebounds and 1.1 assists per game
- Scored a season-high 15 points in the Huskies' upset over UCLA
- Scored 940 points in 59 games over two seasons at Broward College, where she was a NJCAA All-Region 8 and FCSAA All-Southern Conference First Team selection both seasons

02



## Iggy Allen

- Played last season at Miami, appearing in 12 games, while tallying a season-high nine points and five rebounds vs. No. 7 Louisville
- Started collegiate career at Mississippi State, playing 20 games as a freshman and helping the Bulldogs reach the NCAA finals
- Registered a career-high 14 points (7-for-9) vs. San Jose State
- Four-star recruit by ProspectsNation.com and No. 43 overall player in recruiting class out of high school

04



## Bre Beck

- Coming off sophomore season at Wabash Valley College, being named to All-Green Rivers Athletic Conference Team
- Played 19 games with 17 starts to average 11.3 points, 5.8 assists, 3.3 rebounds and 2.5 steals per game with eight 7+ assists games
- Played freshman season at UMKC, appearing in 11 games
- Three-year starter at Whitney Young, where she was named to all-city, all-district and all-conference as a junior and senior

15



## Sofia Galeron+

- Transferred to FAU from Boise State, where she appeared in 29 games and shot 45.2 percent from the field
- Tallied a career-high seven points vs. Wyoming, five rebounds vs. Air Force and four assists vs. Southern Oregon
- Led Spain to a 7-0 mark in the FIBA 3x3 U-18 European Championship Qualifiers
- Named Spain's MVP at 2016 FIBA World Championships after averaging 13.0 points and 8.0 rebounds per game

30



## Janeta Rozentale+

- Played one season at USF, making an appearance in 30 games as a freshman
- Scored a season-high seven points vs. New Hampshire, five rebounds vs. Stetson and four assists vs. Vermont
- At 2019 Women's European Championships, averaged six points and 7.6 rebounds per game, guiding Latvia to a 10th place finish
- Played for U-19 team in 2017, averaging 8.9 points and 8.4 rebounds per game

33



## Kimia Carter\*

- Will join team in the spring after transferring from Stetson
- ASUN All-Freshman Team selection after averaging 8.9 points and 2.4 rebounds per game during her rookie season
- Four-time ASUN Freshman of the Week honoree
- Averaged 31.2 points per game as a senior at Brainerd High School, while scoring over 2,000 points throughout career

\* Will sit out 2020-21 season due to NCAA transfer rules  
+ Sat out 2019-20 season due to NCAA transfer rules



# Cheat Sheet

## 00



### Astou Gaye

Sr. • 1L • F • 6-2 • Gulf Coast State College

PTS	RBS	ASTS	STLS	FG%	3FG%	FT%	MPG
8.7	5.8	30	18	.403	.330	.814	20.8

- Started in 27 of 29 contests
- Led team in blocks with 26 (0.9 BPG) and 3-point % (.330)
- Fourth in scoring (8.7 PPG)/third in rebounds (5.8 RPG) on team
- Averaged 9.5 points and 6.1 rebounds per game in C-USA play
- Earned career-high four blocks at FIU
- Went 4-4 from 3-point in one quarter at Marshall
- Tallied third double-double at Middle Tennessee, ending up with game-leading 24 points and 16 boards (both career highs)
- On minutes restriction first half of season (injury)
- Named to All-Panhandle Conference Team at Gulf Coast State where they won their 12th FCSAA/NJCAA State Championship

## 03



### Lotta Vehka-Aho

So. • 1L • G • 5-6 • Mäkeläinrinne Sports High Helsinki Bball Academy

PTS	RBS	ASTS	STLS	FG%	3FG%	FT%	MPG
12.6	3.1	62	39	.371	.282	.830	33.5

- Started in first 24 games before missing last six with back injury
- Led team in assists (62) and broke FAU freshman record in free throws made in a season (73)
- Tallied 302 points on the year and was a top 20 scorer in C-USA
- Two-time C-USA Freshman of the Week
- Had career day vs. Rice, registering 28 points, four 3-pointers and four steals, while playing 40 minutes
- Played six full games (seventh most minutes played in C-USA)
- Named MVP at U20 European Women's Championships after averaging 18 points and 3.5 assists per game

## 05



### Nikola Ozola

So. • 1L • G • 5-7 • Pumpurur HS

PTS	RBS	ASTS	STLS	FG%	3FG%	FT%	MPG
3.4	0.9	50	18	.261	.246	.788	21.9

- Played in all 30 games, while starting in 19 (including last four)
- Tallied a career-high 14 points (three 3-pointers), three assists and no turnovers at Southern Miss
- Made a 3-pointer in 13 games and tallied 2+ assists in 12 games
- Delivered career-high seven assists in Western Michigan win
- Led Latvia to 10th place finish at the U20 European Championships after averaging 7.3 points, 3.5 rebounds and 1.7 assists through seven games

## 10



### Glenisha Harkless

So. • 1L • G • 6-0 • University Christian HS

PTS	RBS	ASTS	STLS	FG%	3FG%	FT%	MPG
3.0	2.0	29	10	.268	.343	.769	18.5

- Started in nine games at point guard, appearing in 21 contests
- Put up season-high 12 points at FIU, matching career-high three treys
- Had five assists at Marshall, which followed matching a career-high six assist performance at WKU
- Missed nine games during the season due to injury
- Led the team with 56 assists during rookie season, while averaging 5.0 points and 2.2 rebounds per game in 2018-19

## 11



### Juliette Gauthier

Jr. • 2L • G/F • 6-1 • Montmorency College

PTS	RBS	ASTS	STLS	FG%	3FG%	FT%	MPG
11.0	7.2	47	36	.380	.313	.845	33.5

- Will miss 2020-21 season due to injury
- Started in all 30 games, reaching double digits 19 times
- Captured seven double-doubles on season with last one at ODU (2/26) with a 13 point, career-high 16 rebounds showing
- Second on the team in rebounds (11th in C-USA)
- Had go-ahead basket in the Owls' 77-75 in over LA Tech
- Has 35 assists in C-USA play, which was best on team
- Nailed 3-pointer in all but 6 games, including career-high 6 vs. Siena
- Second-leading freshman scorer in C-USA with 11.2 PPG in 18-19
- Was 36 points shy of breaking FAU's freshman scoring record

## 12



### Allie Tylka

So. • 1L • G • 6-0 • Wauconda HS

PTS	RBS	ASTS	STLS	FG%	3FG%	FT%	MPG
2.1	0.8	7	10	.288	.258	.714	10.1

- Appeared in 23 games and started in last three contests in 19-20
- Achieved a career-high nine points and three steals, while playing 34 minutes against Marshall
- Averaged 7.0 points and 2.3 rebounds per game in the last three regular season tilts
- Logged over 1,000 career points at Wauconda High School
- Named to All-Conference First Team in high school

## 23



### Tanyia Gordon

So. • 1L • G • 5-9 • Tampa Catholic HS

PTS	RBS	ASTS	STLS	FG%	3FG%	FT%	MPG
4.8	2.8	11	22	.374	.314	.500	12.1

- Started in three games, while appearing in 24 contests in 19-20
- Pulled down a career-high seven rebounds against WKU
- Drew first career start vs. FIU, tallying a career-high 26 points along with five boards and two steals
- Achieved career-high four steals in under 9 minutes at Marshall
- Named to FHSAA All-State Team and Hillsborough All-County Team in high school

## 32



### Amber Gaston

Jr. • 2L • F • 6-2 • Warren Central HS

PTS	RBS	ASTS	STLS	FG%	3FG%	FT%	MPG
4.2	2.5	8	15	.452	.364	.568	14.2

- Played 26 games, while starting in three in 19-20
- Usually first player off the bench
- Tallied fourth 3+ block game of career with three swats vs. FIU, where she also totaled a career-high three steals
- Delivered season-high 19 points and six boards at Western Michigan
- Logged 15 blocks on the year, which was second on the team
- Team's third leading scorer freshman year with 7.7 points and 4.5 rebounds per game, while shooting 51 percent from the field

## 34



### Alexa Zaph

So. • 1L • G • 5-8 • Oxbridge Academy

PTS	RBS	ASTS	STLS	FG%	3FG%	FT%	MPG
4.3	1.4	30	18	.301	.275	.721	15.7

- Played in 29 games with two starting nods in 19-20
- Matched career-high 14 points and set a career-high four 3-pointers vs. Marshall in final 2019-20 home game
- Came up with a career-high six assists vs. Siena
- Tallied double digits in scoring four times
- All-time leading scorer for the girls' and boys' programs at Oxbridge Academy and was named 5A Player of the Year by the Florida Association of Basketball Coaches in high school



# TEAM/GAME/INDIVIDUAL RECORDS

## TEAM RECORDS Season

### Most Points Scored

- 2,517 in 1990-91 (29 games)
- 2,418 in 2001-02 (31 games)
- 2,412 in 1988-89 (29 games)
- 2,367 in 1989-90 (29 games)
- 2,331 in 2013-14 (30 games)

### Highest Scoring Average

- 86.8 in 1990-91 (2,517 pts./29 games)
- 83.2 in 1988-89 (2,412 pts./29 games)
- 81.6 in 1989-90 (2,367 pts./29 games)
- 81.3 in 1992-93 (2,275 pts./28 games)
- 78.0 in 2001-02 (2,418 pts./31 games)
- 77.7 in 2013-14 (2,331 pts./30 games)
- 75.2 in 1991-92 (1,956 pts./26 games)

### Highest Scoring Margin

- +19.4 in 1988-89
- +17.0 in 1990-91
- +15.8 in 1986-87
- +14.4 in 1989-90
- +12.6 in 1992-93
- +12.2 in 1985-86
- +4.7 in 2013-14

### Most Points Allowed

- 2,379 in 2001-02 (31 games)
- 2,282 in 2006-07 (31 games)
- 2,190 in 2000-01 (28 games)
- 2,189 in 2013-14 (30 games)
- 2,185 in 1999-00 (29 games)

### Highest Scoring Avg. Allowed

- 78.2 in 2000-01 (28 games)
- 76.9 in 1998-99 (26 games)
- 76.7 in 2001-02 (31 games)
- 75.4 in 1997-98 (27 games)
- 75.3 in 1999-00 (29 games)

### Most Field Goals Made

- 982 in 1990-91 (29 games)
- 964 in 1988-89 (29 games)
- 964 in 1989-90 (29 games)
- 905 in 1992-93 (28 games)
- 839 in 2001-02 (31 games)
- 816 in 2013-14 (30 games)
- 800 in 1999-00 (29 games)

### Most Field Goals Attempted

- 2,339 in 1988-89 (29 games)
- 2,226 in 1990-91 (29 games)
- 2,180 in 1989-90 (29 games)
- 2,096 in 1992-93 (28 games)
- 2,081 in 2001-02 (31 games)
- 2,041 in 2013-14 (30 games)
- 1,971 in 2006-07 (31 games)

### Highest Field Goal Percentage

- 48.6% in 1986-87
- 44.2% in 1985-86
- 44.2% in 1989-90
- 44.1% in 1990-91
- 43.5% in 1999-00
- 43.2% in 1992-93
- 42.0% in 1984-95
- 41.8% in 2009-10

### Most 3 pt. FGs Made

- 294 in 2015-16 (30 games)
- 264 in 2013-14 (30 games)
- 211 in 2019-20 (30 games)**
- 206 in 2014-15 (30 games)
- 195 in 2016-17 (29 games)

### Most 3 pt. FGs Attempted

- 839 in 2015-16 (30 games)
- 831 in 2013-14 (30 games)
- 720 in 2019-20 (30 games)**
- 650 in 2014-15 (30 games)
- 638 in 2016-17 (29 games)

### Highest 3-pt. FG Percentage

- 36.9% in 2004-05 (158-513)

- 35.0% in 2015-16 (294-839)
- 34.6% in 1987-88 (18-52)
- 34.5% in 1996-97 (110-319)
- 34.3% in 1997-98 (154-449)
- 33.8% in 2005-06 (160-474)

### Most Free Throws Made

- 604 in 2001-02 (31 games)
- 524 in 2002-03 (28 games)
- 492 in 1990-91 (29 games)
- 452 in 2005-06 (31 games)
- 445 in 2003-04 (28 games)

### Most FTs Attempted

- 879 in 2001-02 (31 games)
- 711 in 2002-03 (28 games)
- 703 in 2005-06 (31 games)
- 699 in 2003-04 (28 games)
- 696 in 1988-89 (29 games)

### Highest FT Percentage

- 73.7% in 2002-03 (524-711)
- 71.9% in 2014-15 (360-501)
- 71.9% in 2017-18 (397-552)
- 71.7% in 2019-20 (431-601)
- 71.1% in 1990-91 (492-692)

### Most Rebounds

- 1,506 in 1990-91 (29 games)
- 1,499 in 1988-89 (29 games)
- 1,373 in 1989-90 (29 games)
- 1,363 in 1992-93 (28 games)
- 1,303 in 2001-02 (31 games)
- 1,271 in 1995-96 (29 games)
- 1,268 in 2006-07 (31 games)

### Highest Rebounding Average

- 51.9 in 1990-91 (29 games)
- 51.6 in 1988-89 (29 games)
- 48.7 in 1992-93 (28 games)
- 47.3 in 1989-90 (29 games)
- 47.0 in 1991-92 (26 games)
- 43.8 in 1995-96 (29 games)
- 42.3 in 2017-18 (28 games)

### Most Assists

- 547 in 1990-91 (29 games)
- 534 in 1989-90 (29 games)
- 499 in 1988-89 (29 games)
- 480 in 1992-93 (28 games)
- 476 in 2005-06 (31 games)
- 454 in 2001-02 (31 games)
- 437 in 1999-00 (29 games)

### Highest Assists Average

- 18.9 in 1990-91
- 18.4 in 1989-90
- 17.2 in 1988-89
- 17.1 in 1992-93
- 15.5 in 2000-01
- 15.4 in 1997-98
- 15.4 in 2005-06

### Most Blocks

- 145 in 2000-01 (28 games)
- 126 in 2005-06 (31 games)
- 125 in 2007-08 (28 games)
- 125 in 1989-90 (29 games)
- 113 in 1990-91 (29 games)

### Most Steals

- 628 in 1988-89 (29 games)
- 494 in 1990-91 (29 games)
- 494 in 1992-93 (28 games)
- 444 in 1989-90 (29 games)
- 391 in 2001-02 (31 games)
- 352 in 2006-07 (31 games)
- 342 in 1994-95 (27 games)

### Most Victories

- 23 in 1990-91 (23-6)

### Most Consecutive Victories

- 13 in 1986-87 (1/5/87 to 2/21/87)
- 12 in 1990-91 (12/8/90 to 1/19/91)
- 11 in 1985-86 (1/6/86-2/1/86)

### Most Consecutive Losses

- 21 (12/16/16 to 11/20/17)
- 12 (1/3/07 to 2/15/07)
- 11 (12/12/18-1/19/19)

### Single Game

#### Most Points Scored

- 121 vs. Barry (1/30/89)
- 120 vs. Florida Memorial (11/16/13)
- 111 vs. St. Leo (11/21/89)
- 111 vs. Florida Memorial (1/26/93)
- 111 vs. Webber (12/6/14)

#### Largest Margin of Victory

- 77 vs. Florida Memorial (11/16/13)

#### Largest Margin of Defeat

- 82 at Tennessee 26-108 (1/21/92)

#### Most Points Allowed

- 115 at Valdosta State (11/28/87)

#### Fewest Points Scored

- 20 vs. USF (3/15/12)

#### Fewest Points Allowed

- 15 vs. St. Leo (1/5/87)

#### Most Points Scored (both teams)

- 212 at Clafin, 101-111 (2/2/91)

#### Fewest Points Scored (both teams)

- 72 vs. St. Leo, 57-15 (1/5/87)

#### Most Field Goals Made

- 43 vs. Troy (1/16/99)
- 40 vs. Florida Memorial (11/16/13)
- 40 vs. Troy (1/6/00)

#### Most Field Goal Attempts

- 86 vs. North Florida (11/23/96)
- 85 at Troy (2/15/01)
- 85 vs. Stetson (2/21/02)

#### Highest Field Goal Percentage

- 60.8% at Jacksonville State (1/27/00)
- 59.3% at North Texas (1/6/2010)
- 58.9% vs. Troy (1/6/10)
- 58.8% vs. Florida Memorial (11/16/13)
- 58.0% at Georgia State (2/3/01)

#### Most 3-point FGs Made

- \*20 vs. UTEP (3/5/14)
- 17 vs. Marshall (1/7/16)
- 15 vs. Bethune-Cookman (12/29/15)
- 14 at Montana (12/19/15)
- 14 vs. Delaware State (11/27/15)

#### Most 3-point FG Attempts

- 47 vs. UTEP (3/5/14)
- 45 at Charlotte (1/30/16)
- 37 at Southern Miss (3/5/20)
- 36 vs. Hampton (11/7/18)
- 35 at Tulane (11/18/18)
- 35 at Ohio State (11/10/13)
- 34 vs. Rice (1/9/20)
- 33 at Old Dominion (1/28/16)
- 33 at Montana (12/19/15)

#### Highest 3-point FGs Percentage (Minimum 10 made)

- 63.2% vs. Morehead State 12-19 (11/27/04)
- 58.8% Twice (10-17)

#### Most Free Throws Made

- 35 at Belmont (2/11/02)
- 34 vs. Lehigh (12/28/96)
- 32 Five Times

#### Most Free Throw Attempts

- 51 vs. Lehigh (12/28/96)
- 46 vs. Florida Memorial (11/16/13)
- 46 vs. South Florida (12/28/01)

### Most Rebounds

- 67 vs. Stetson (2/21/02)
- 63 vs. South Florida (2/15/01)
- 61 at Troy (2/15/01)

### Most Assists

- 28 vs. Webber (11/12/10)
- 28 vs. Jacksonville State (2/12/98)
- 26 Two Times
- 25 Three Times

### Most Steals

- \*33 vs. Florida Memorial (11/16/13)
- 24 vs. Jacksonville (3/6/03)
- 24 vs. Campbell (12/29/06)
- 23 Three Times

### Most Blocked Shots

- 13 vs. Louisiana (1/2/13)
- 12 vs. Eastern Michigan (12/19/02)
- 11 vs. Samford (3/3/01)
- 10 Two Times

## Quarter Records

### Points Scored by FAU

- Most: 30 points, vs. Akron (11/13/15), FIU (1/26/19) & Louisiana Tech (2/15/20)  
Least: 3 points, vs. FGCU (12/11/16) & Middle Tenn. (1/5/19)

### Points Scored by Opponent

- Most: 36 points, Southern Miss (2/18/17)  
**Least: 3, Siena (11/19/19)**

## INDIVIDUAL RECORDS Points

### Most Points Scored in a Single Game

- 46-Yolanda Griffith at West Georgia (1/22/93)
- 38-Shontavia Williams vs. Lipscomb (12/2/04)

### Most Points in a Season

- 621 Yolanda Griffith (1992-93)
- 589 Valene Harris (1988-89)
- 587 Valene Harris (1989-90)
- 578 Sally Watson (1986-87)
- 540 Kim Hicks (1990-91)

### Highest Season Scoring Average

- 28.2 Yolanda Griffith (1992-93)
- 22.2 Sally Watson (1986-87)
- 20.6 Tiffany Collins (1991-92)
- 20.3 Valene Harris (1988-89)
- 20.2 Valene Harris (1989-90)

### Most Career Points

- 1,406 Shontavia Williams (2002-05)
- 1,401 Tiffany Collins (1988-91)
- 1,187 Amanda Whitney (1993-95, 97)
- 1,176 Valene Harris (1988-89)
- 1,165 Tamala Vaughn (1996-97, 99-00)
- 1,158 LaTorria Matthews (1997-00)
- 1,075 Brittany Bowe (2006-10)
- 1,070 Sherri Pla (1994-97)
- 1,014 Sasha Cedeño (2014-2018)
- 996 Breana Turner (2008-13)

### Highest Career Scoring Average (Min. 40 games)

- 20.3 Valene Harris (1988-89)
- 17.0 Kim Hicks (1989-90)
- 14.6 Tamica Pierce (2001-02)
- 14.6 Ali Gorrell (2014-16)
- 14.5 Sheridan Andrews (1998-99)
- 13.7 Angie Smith (1994-95)
- 12.7 Shontavia Williams (2002-05)

## Field Goals

### Field Goals Made in a Game

- 21 Yolanda Griffith at West Georgia (1/22/93)
- 14 Sheridan Andrews vs. Troy (1/6/00)
- 14 Shontavia Williams vs. Lipscomb

(12/2/04)

#### Field Goals Made in a Season

1. 264 Valene Harris (1989-90)
2. 262 Yolanda Griffith (1992-93)
3. 260 Valene Harris (1988-89)
4. 247 Sally Watson (1986-87)
5. 241 Kim Hicks (1990-91)

#### Field Goals Made in a Career

1. 551 Tiffany Collins (1988-91)
2. 524 Valene Harris (1988-89)
3. 490 Shontavia Williams (2002-05)
4. 486 Tamala Vaughn (1996-97, 99-00)
5. 461 Amanda Whitney 1993-95, 97
6. 425 Kim Hicks 1989-90
7. 403 LaTorria Matthews 1997-00
8. 377 Breana Turner 2008-13
- 377 Sherri Pla 1994-97
10. 351 Sasha Cedeño 2014-2018

#### Field Goal Attempts in Game

1. 32 Yolanda Griffith at West Georgia (1/22/93)
2. 28 Shontavia Williams vs. Lipscomb (12/2/04)

#### Field Goal Attempts in Season

1. 524 Valene Harris 1988-89
2. 470 Tiffany Collins 1991-92
3. 468 Valene Harris 1989-90
4. 438 Kim Hicks 1990-91
5. 435 Sally Watson 1986-87

#### Field Goal Attempts in Career

1. 1306 Shontavia Williams 2002-05
2. 1262 Tiffany Collins 1988-91
3. 1053 Tamala Vaughn 1996-97, 99-00
4. 1045 Amanda Whitney 1993-95, 97
5. 992 Valene Harris 1988-89

#### Highest FG% in a Game

##### (Minimum 9 made)

- 100% Amanda Bulin vs.  
Kennesaw State, 9-9 (2/1/06)  
90% Crystal Boyland at Stetson 9-10 (1/9/03)

#### Highest FG% in a Season

##### (Minimum 100 made)

1. 63.1% Yolanda Griffith 1992-93
2. 56.8% Sally Watson 1986-87
3. 56.4% Valene Harris 1989-90
4. 55.5% Sheridan Andrews 1999-00
5. 55.2% Melinda Myers 2015-16

#### Highest FG% in a Career

##### (Minimum 200 made)

1. 63.1% Yolanda Griffith 1992-93
2. 56.8% Sally Watson 1986-87
3. 52.8% Valene Harris 1988-90
4. 52.2% Sheridan Andrews 1998-99
5. 52.0% Kim Hick 1989-90

### **3-Point Field Goals**

#### 3-PT FGs Made in a Game

1. 11\* Kat Wright at Charlotte (1/30/16)
2. 9 Kimberly Smith at Tulsa (2/8/14)
3. 8 Jessie Castaneda at Ga. State (2/6/97)
4. 7 Latavia Dempsey vs. Rice (1/11/14)
- 7 Malia Kency vs WIU (11/23/14)

#### Most 3-PT Made in a Season

1. 90 Kimberly Smith (2013-14)
2. 87 Kat Wright (2015-16)
3. 66 LaTorria Matthews (1997-98)
4. 63 Lyrell Barfield (2009-10)
5. 61 LaTorria Matthews (2000-01)
6. 60 Jessie Castaneda (1996-97)
7. 57 Cristal Randolph (2003-04)
8. 55 Morgan Robinson (2015-16)
9. 52 Malia Kency (2014-15)

#### Most 3-PTs Made in a Career

1. 220 LaTorria Matthews 1997-00
2. 197 Kimberly Smith 2010-14
3. 176 Malia Kency 2014-2018
4. 170 Sasha Cedeño 2014-2018
5. 155 Cristal Randolph 2003-06
6. 145 Kat Wright 2013-16
7. 133 Latavia Dempsey 2013-14
8. 128 Morgan Robinson 2013-16
9. 118 Sanja Culina 1996-99
10. 105 Lyrell Barfield 2009-11
- 105 Teri Stamps 2008-12

#### Most 3-PT Attempts in Season

1. 241 Kimberly Smith 2013-14
2. 217 Kat Wright 2015-16
3. 186 Lyrell Barfield 2009-10
4. 173 Cristal Randolph 2004-05
5. 163 LaTorria Matthews 1997-98
6. 161 Morgan Robinson 2015-16
7. 159 Sasha Cedeño 2014-15
8. 158 Jessie Castaneda 1996-97
9. 157 LaTorria Matthews 2000-01
10. 154 Kimberly Smith 2012-13

#### Most 3-PT Attempts in Career

1. 601 Kimberly Smith 2010-13
2. 574 LaTorria Matthews 1997-00
3. 505 Malia Kency 2014-2018
4. 474 Sasha Cedeño 2014-2018
5. 449 Cristal Randolph 2003-06
6. 427 Morgan Robinson 2012-16
7. 420 Kat Wright 2013-16
8. 369 Janka Deckerova 2000-03
9. 346 Teri Stamps 2008-12
10. 334 Sanja Culina 1996-99

#### Highest 3-PT% in a Game

##### (Minimum 5 made)

1. 85.7% Kat Wright vs. Marshall (1/7/16), 6-7
- 85.7% Sanja Culina vs. Samford (2/25/99), 6-7
- 85.7% Morgan Robinson vs. North Texas (1/25/14), 6-7
3. 80% Jessie Castaneda at Ga. State (2/6/97), 8-10

#### Highest 3-PT% in a Season

##### (Minimum 30 made)

1. 45.2% Teri Stamps 2009-10
2. 44.2% Sasha Cedeño 2015-16
3. 40.9% Amanda Whitney 1995-96
4. 40.5% LaTorria Matthews 1997-98
5. 40.5% Sharia Young 2003-04
- 40.5% Andrea Taylor 2008-09

#### Highest 3-PT% in a Career

##### (Minimum 75 made)

1. 38.3% LaTorria Matthews 1997-00
2. 38.0% Malia Kency 2014-16
3. 37.4% Amanda Whitney 1993-95, 97
4. 36.1% Sasha Cedeño 2014-current
5. 35.6% Sharia Young 2002-05
6. 35.3% Sanja Culina 1996-99
7. 34.5% Kat Wright 2013-16
8. 34.5% Cristal Randolph 2003-06

### **Free Throws**

#### Most FT Made in a Game

1. 15 Shontavia Williams vs. Mercer (3/10/06)
2. 15 Brittany Bowe vs. MTSU(2/23/08)
3. 14 Ali Gorrell at Southern Miss (1/14/16)
4. 13 Tee Bias at Stetson (2/15/97)
- 13 Ali Gorrell vs. Akron (11/13/15)
- 13 Angie Rodgers vs. Long Island (12/28/02)
7. 12 Kristy Halvorsen at Jacksonville (1/13/00)
- 12 Morgan Robinson vs. FIU (1/3/15)
- 12 Kimberly Smith vs. FIU (1/3/15)
10. 11 Jackie Brown vs. Youngstown State (11/26/04)
- 11 Danneal Ford at UTSA (1/25/18)
- 11 Trineca McCleod vs. UCF (12/4/03)
- 11 Yonka Moses vs. Texas-Pan American (12/28/98)
- 11 Tamica Pierce at UCF (1/25/03)
- 11 Tamica Pierce vs. Weber St. (11/24/01)
- 11 Sherri Pla vs. Stetson (2/16/98)
- 11 Jamaría Williams vs. UTSA (2/9/19)
- 11 Crystal Primm vs. Little Rock (11/21/19)

#### Most FT Made in a Season

1. 168 Tamica Pierce 2001-02
2. 140 Vicki Bentkowski 1987-88
3. 137 Crystal Primm (2019-20)
4. 134 Ali Gorrell 2015-16
5. 129 Missy Glaser 2005-06
6. 126 Shontavia Williams 2005-06
7. 122 Vicki Bentkowski 1988-89
8. 110 Mistoria Brown (2006-07)
9. 107 Shaneese Bailey 2014-15
10. 105 Shontavia Williams (2004-05)

#### Most FT Made in a Career

1. 394 Shontavia Williams 2002-05
2. 297 Tiffany Collins 1988-91

3. 273 Brittany Bowe (2006-10)
4. 271 Tamica Pierce 2001-02
5. 264 Sherri Pla 1994-97
6. 262 Vicki Bentkowski 1987-88
7. 228 Chatele Jones 1998-01
8. 223 Ali Gorrell 2014-16
9. 214 Yonka Moses 1994-95, 97-98
10. 212 Breana Turner 2008-13

#### Most FT Attempts in a Game

1. 20 Brittany Bowe vs. MT (2/23/08)
2. 18 Brittany Bowe at Troy (2/20/10)
- 18 Ali Gorrell at Southern Miss (1/14/16)

#### Most FT Attempts in a Season

1. 219 Tamica Pierce 2001-02
2. 214 Crystal Primm (2019-20)
3. 213 Vicki Bentkowski 1987-88
4. 181 Vicki Bentkowski 1988-89
5. 171 Shontavia Williams 2005-06
6. Missy Glaser 2005-06

#### Most FT Attempts in a Career

1. 545 Shontavia Williams 2002-05
2. 425 Tiffany Collins 1988-91
3. 402 Sherri Pla 1994-97
4. 394 Vicki Bentkowski 1987-89
5. 381 Chantale Jones 1998-01
6. 349 Tamica Pierce 2001-03
7. 311 Yonka Moses 1994-95, 97-98
- 311 Kristy Halvorsen 1998-01
9. 291 Breana Turner 2008-13
10. 286 Ali Gorrell 2014-16

#### Highest FT% in a Game (Min 10)

- 100% Sherri Pla at Campbell 10-10 (1/3/1998)  
100% Angie Rodgers vs. Long Island 13-13 (12/28/2002)  
100% Tamica Pierce at Belmont 10-10 (2/11/2002)  
100% Tamica Pierce vs. Jacksonville 10-10 (2/23/2002)  
100% Tamica Pierce at UCF 11-11 (1/25/2003)  
100% Trineca McCleod at UCF 10-10 (1/13/2004)

#### Highest FT% in a Season

##### (Minimum 30 made)

1. 87.5% Sherry Dishman 1984-85
2. 86.0% Jennifer Olson 2002-03
3. 84.8% Janka Deckerova 2001-02
4. 84.4% Janka Deckerova 2002-03
5. 84.4% Christy Cowherd 1991-92

#### Highest FT% in a Career

##### (Minimum 100 made)

1. 83.0% LaTorria Matthews 1997-00
2. 79.4% Angie Rodgers 2001-02
3. 78.0% Janka Deckerova 2000-03
- 78.0% Ali Gorrell 2014-16
5. 77.7% Tamica Pierce 2001-02

### **Rebounds**

#### Most Rebounds in a Career

1. 939 Tiffany Collins 1988-1992
2. 615 Shontavia Williams 2002-2006
3. 599 Kristy Halvorsen 1997-2002
4. 575 Melinda Myers 2014-2018
5. 542 Tamala Vaughn 1996-98,99-01
6. 529 Kim Hicks 1989-1991
7. 520 Amanda Whitney 1993-96,97-98
8. 507 Ra'Kyra Gabriel 2015-2019
9. 489 Valene Harris 1988-1990
10. 474 Raven Doyle 2013-2018

#### Most Rebounds/Game in a Career

##### (Minimum 20 games)

1. 16.0 Yolanda Griffith 1992-1993
2. 10.0 Yolanda Gregory 1992-1993
3. 9.1 Kim Hicks 1989-1991
4. 8.5 Tiffany Collins 1988-1992
5. 8.4 Valene Harris 1988-1990
6. 7.7 Juana Wilson 1984-1986

#### Most Rebounds in a Single Game

- 33 Yolanda Griffith vs. FIU (2/27/93)

#### Most Rebounds in a Season

1. 352 Yolanda Griffith 1992-1993
2. 301 Tiffany Collins 1991-1992

3. 290 Kim Hicks 1990-1991
4. 255 Valene Harris 1988-1989
5. 252 Kristy Halvorsen 2001-2002

#### Most Rebs/Game in a Season

1. 16.0 Yolanda Griffith 1992-1993
2. 11.6 Tiffany Collins 1991-1992
3. 10.0 Yolanda Gregory 1992-1993
- 10.0 Kim Hicks 1990-1991
5. 9.3 Tiffany Collins 1990-1991

### **Assists**

#### Most Assists in a Game

- 29 Astrid Soulette at Claffin (1/10/90)

#### Most Assists in a Season

1. 181 Shuteamia Brayboy 2005-06
2. 180 Astrid Soulette 1989-90
3. 159 Shuteamia Brayboy 2006-07
4. 136 Brittany Bowe 2009-10
5. 129 Danneal Ford 2017-18
6. 127 Sherri Pla 1997-98
7. 126 Ali Gorrell 2015-16
8. 120 Chantale Jones 2001-02

#### Highest Assists per Game in a Season (Minimum 20 games)

1. 6.2 Astrid Soulette 1989-90
2. 5.8 Shuteamia Brayboy 2005-06
3. 5.1 Shuteamia Brayboy 2006-07
4. 4.7 Brittany Bowe 2009-10
- 4.7 Sherri Pla 1997-98
6. 4.3 Rita Mosley 1998-99
- 4.3 Chantale Jones 2001-02
8. 4.2 Ali Gorrell 2015-16

#### Most Assists in a Career

1. 491 Shuteamia Brayboy 2004-08
2. 413 Sherri Pla 1994-97
3. 392 Rita Mosley 1996-99
4. 385 Brittany Bowe 2006-10
5. 354 Chantale Jones 1998-01
6. 328 Julie Goad 2000-03
7. 283 LaTorria Matthews 1997-00
8. 273 Taktia Brooks 2013-14
9. 260 Malia Kency 2014-2018
10. 236 Danneal Ford 2015-2019

#### Highest Assists per Game in a Career (Minimum 40 games)

1. 4.7 Shuteamia Brayboy 2004-08
2. 4.3 Brittany Bowe 2008-10
3. 3.8 Sherri Pla 1994-97
4. 3.7 Rita Mosley 1996-99
5. 3.6 Chantale Jones 1998-01

### **Blocks**

#### Career Blocked Shots

1. 124 Kim Hicks 1989-91
2. 109 DeeAnna Hanscom 2000-03
3. 105 Breana Cox Kone 2005-08
4. 104 Kristy Halvorsen 1997-01
5. 89 Cheneise Miller 2012-14
6. 86 Ruta Griniute 1999-00
7. 74 Sasha Cedeño 2014-18
8. 69 Yolanda Griffith 1992-93
9. 67 Ra'Kyra Gabriel 2015-19
10. 57 Amanda Whitney 1993-95, 1997
11. 56 Cristine Kroger 1986-87

#### Blocks in a Single Game

1. 12 Deeanna Hanscom vs. Eastern Michigan (12/19/02)
2. 10 Ruta Griniute vs. Samford (3/3/01)

### **\*Conference USA record**



# TV Roster




00

Astou Gaye  
Uh-Stew Gay  
Sr. • F • Creteil, France



1

Rita Pleskavich  
REE-Tuh Ples-KAH-vitch  
R-Jr. • G • Moscow, Russia



2

Iggy Allen  
Gr. • G • Pompano Beach, Fla.




3

Lotta Vehka-Aho  
LOW-ta Vay-ka-ah-HO  
So. • G • Vimpeli, Finland



4

Bre Beck  
Jr. • G • Chicago, Ill.



5

Nikola Ozola  
Nick-O-la OH-zo-LA  
So. • G • Jurmala, Latvia



10

Glenisha Harkless  
Gluh-KNEE-sha  
Jr. • G • Jacksonville, Fla.



11

Juliette Gauthier  
GOAT-tee-ay  
Jr. • G/F • Blainville, Québec



12

Allie Tylka  
TIL-ka  
So. • G • Wauconda, Ill.



13

Grace Collins  
So. • F • Rockaway Beach, N.Y.



15

Sofia Galeron  
Gal-er-OWN  
R-Jr. • F • Burgos, Spain



23

Tanyia Gordon  
Tuh-NIE-yh  
So. • G • Plant City, Fla.



30

Janeta Rozentale  
Yuh-net-uh-Roe-zen-tal-ae  
R-So. • F • Dobeles, Latvia



31

Tori Abelson  
Abe-OL-son  
So. • G • Doylestown, Penn.



32

Amber Gaston  
Jr. • F • Vicksburg, Miss.



33

Kimia Carter  
Kim-EYE-uh  
R-Fr. • G • Chatanooga, Tenn.



34

Alexa Zaph  
So. • G • Jupiter, Fla.



Jim Jabir  
JAY-bur



Terry Primm



Otavio Battaglia  
Bah-TAG-lee-ah



Arianne Stinson  
Ar-EE-an