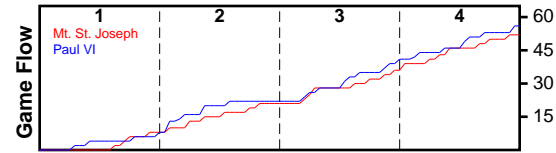


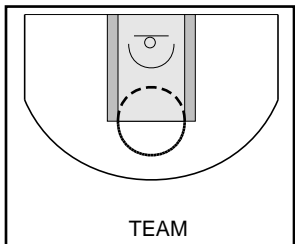
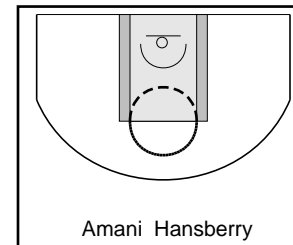
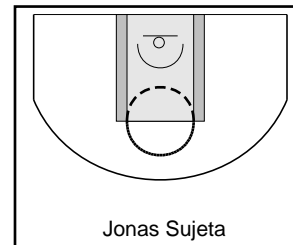
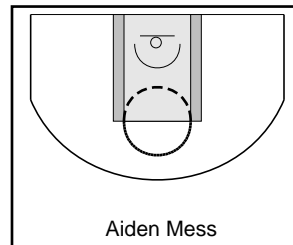
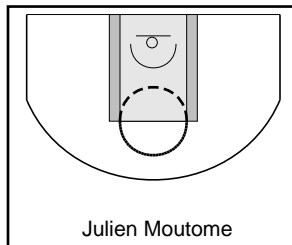
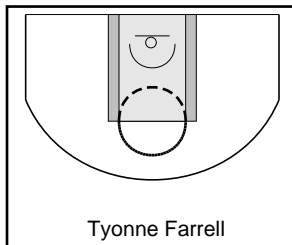
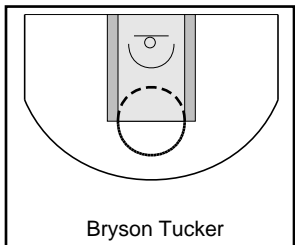
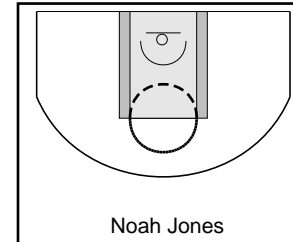
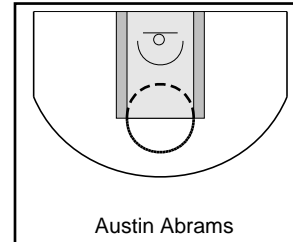
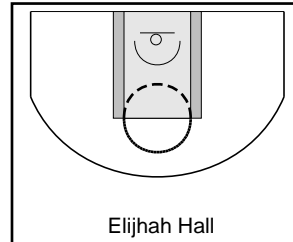
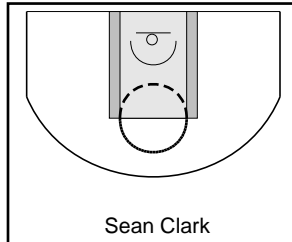
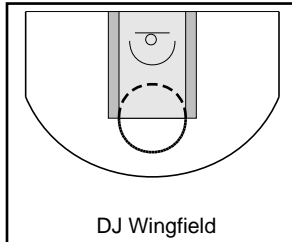
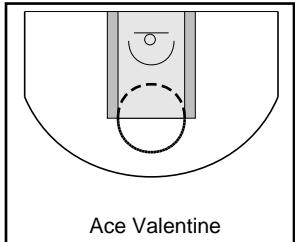
Mt. St. Joseph

	1	2	3	4	T
Mt. St. Joseph	8	13	15	16	52
Paul VI	8	14	19	15	56



3/10/22 Mt. St. Joseph at Paul VI Game 4

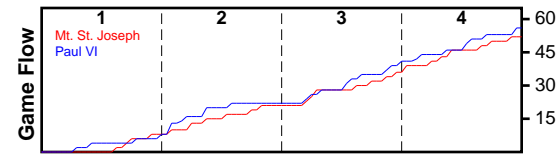
#	Name	G	MIN	PTS	FGM	FGA	FG%	2PM	2PA	2P%	3PM	3PA	3P%	FTM	FTA	FT%	OREB	DREB	REB	AST	STL	DFL	BLK	TO	PF	PM	CHG	A/T	GmSc
1	Ace Valentine	1	32	8	4	10	0.400	4	6	0.667	-	4	0.000	-	-	-	-	1	1	3	-	-	-	2	-	-4	-	1.5	3.0
5	DJ Wingfield	-	-	0	0	0	-	-	-	-	-	-	-	-	-	-	-	-	0	-	-	-	-	-	-	-	-	-	-
10	Sean Clark	1	20	2	1	4	0.250	1	2	0.500	-	2	0.000	-	-	-	1	-	1	2	2	-	-	1	1	-3	-	2.0	2.3
11	Elijah Hall	1	-	0	0	0	-	-	-	-	-	-	-	-	-	-	-	1	1	-	-	-	-	-	-	-	-	-	0.3
20	Austin Abrams	1	9	0	0	3	0.000	-	1	0.000	-	2	0.000	-	-	-	1	4	5	2	1	-	-	5	3	-8	-	0.4	-4.0
21	Noah Jones	-	-	0	0	0	-	-	-	-	-	-	-	-	-	-	-	-	0	-	-	-	-	-	-	-	-	-	-
23	Bryson Tucker	1	16	27	11	20	0.550	8	14	0.571	3	6	0.500	2	2	1.000	1	3	4	3	-	-	-	4	1	-2	-	0.8	16.7
25	Tyonne Farrell	1	22	4	2	3	0.667	2	3	0.667	-	-	-	-	2	0.000	1	-	1	-	-	-	1	-	1	-	-	-	2.9
30	Julien Moutome	-	-	0	0	0	-	-	-	-	-	-	-	-	-	-	-	-	0	-	-	-	-	-	-	-	-	-	-
33	Aiden Mess	1	32	0	0	3	0.000	-	1	0.000	-	2	0.000	-	-	-	1	3	4	-	1	-	4	1	2	-4	-	0.0	1.5
42	Jonas Sujeta	-	-	0	0	0	-	-	-	-	-	-	-	-	-	-	-	-	0	-	-	-	-	-	-	-	-	-	-
55	Amani Hansberry	1	29	11	4	8	0.500	3	7	0.429	1	1	1.000	2	2	1.000	1	12	13	4	1	-	2	5	5	-9	-	0.8	9.5
	TEAM	-	-	0	0	0	-	-	-	-	-	-	-	-	-	-	-	-	0	-	-	-	-	-	-	-	-	-	-
	TOTALS	1	32	52	22	51	0.431	18	34	0.529	4	17	0.235	4	6	0.667	6	24	30	14	5	-	7	18	13	-4	-	0.8	32.2



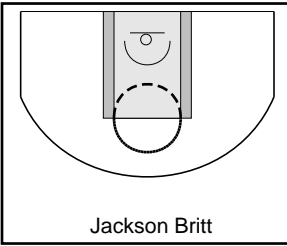
Paul VI

3/10/22 Mt. St. Joseph at Paul VI Game 4

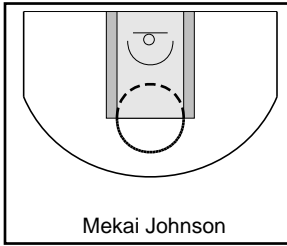
	1	2	3	4	T
Mt. St. Joseph	8	13	15	16	52
Paul VI	8	14	19	15	56



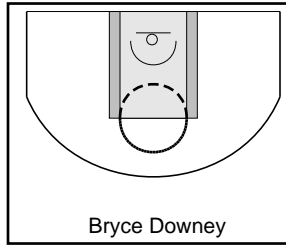
#	Name	G	MIN	PTS	FGM	FGA	FG%	2PM	2PA	2P%	3PM	3PA	3P%	FTM	FTA	FT%	OREB	DREB	REB	AST	STL	DFL	BLK	TO	PF	PM	CHG	A/T	GmSc
0	Jackson Britt	-	-	0	0	0	-	-	-	-	-	-	-	-	-	-	-	-	0	-	-	-	-	-	-	-	-	-	-
1	Mekai Johnson	1	8	0	0	0	-	-	-	-	-	-	-	-	-	-	-	-	0	-	-	-	-	-	-	4	-	-	0.0
2	Bryce Downey	-	-	0	0	0	-	-	-	-	-	-	-	-	-	-	-	-	0	-	-	-	-	-	-	-	-	-	-
3	Ben Hammond	1	32	16	5	13	0.385	3	10	0.300	2	3	0.667	4	4	1.000	-	1	1	5	2	-	-	-	-	4	-	-	14.7
4	Justin Boggs	-	-	0	0	0	-	-	-	-	-	-	-	-	-	-	-	-	0	-	-	-	-	-	-	-	-	-	-
5	DeShawn Harris-Smith	1	24	15	7	17	0.412	7	16	0.438	-	1	0.000	1	4	0.250	3	5	8	3	1	-	-	5	3	-	-	0.6	5.2
10	Blake Neal	-	-	0	0	0	-	-	-	-	-	-	-	-	-	-	-	-	0	-	-	-	-	-	-	-	-	-	-
11	Dug McDaniel	1	24	14	6	13	0.462	5	10	0.500	1	3	0.333	1	2	0.500	1	4	5	-	4	-	-	5	2	-	-	0.0	7.0
12	Garrett Sundra	1	21	2	1	5	0.200	1	2	0.500	-	3	0.000	-	-	-	3	2	5	-	1	-	-	-	-	1	-	-	2.6
14	Wyatt Norton	-	-	0	0	0	-	-	-	-	-	-	-	-	-	-	-	-	0	-	-	-	-	-	-	-	-	-	-
15	Brendan Robinson	1	25	1	0	3	0.000	-	1	0.000	-	2	0.000	1	2	0.500	-	1	1	-	2	-	-	-	1	5	-	-	0.4
20	Rod Taylor	1	8	0	0	0	-	-	-	-	-	-	-	-	-	-	-	-	0	-	-	-	-	-	-	4	-	-	0.0
21	Caleb Gilliam	-	-	0	0	0	-	-	-	-	-	-	-	-	-	-	-	-	0	-	-	-	-	-	-	-	-	-	-
23	Jaquan Womack	1	6	6	3	6	0.500	3	5	0.600	-	1	0.000	-	-	-	2	4	6	-	-	-	1	2	1	2	-	0.0	3.9
24	Darren Harris	-	-	0	0	0	-	-	-	-	-	-	-	-	-	-	-	-	0	-	-	-	-	-	-	-	-	-	-
25	Christian Gurdak	1	12	2	0	1	0.000	-	1	0.000	-	-	-	2	2	1.000	-	3	3	-	-	-	-	-	-	3	-	-	2.2
	TEAM	-	-	0	0	0	-	-	-	-	-	-	-	-	-	-	-	-	0	-	-	-	-	-	-	-	-	-	-
	TOTALS	1	32	56	22	58	0.379	19	45	0.422	3	13	0.231	9	14	0.643	9	20	29	8	10	-	1	12	7	4	-	0.7	36.0



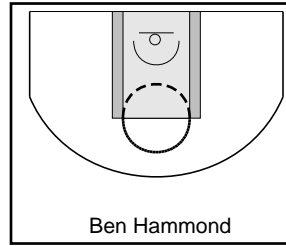
Jackson Britt



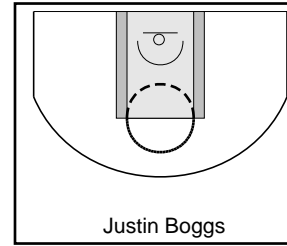
Mekai Johnson



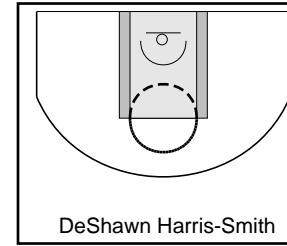
Bryce Downey



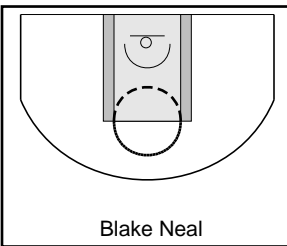
Ben Hammond



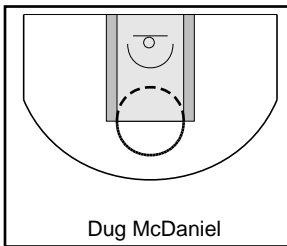
Justin Boggs



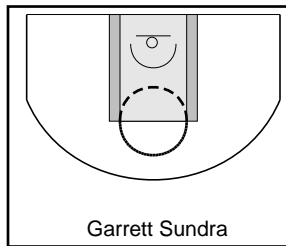
DeShawn Harris-Smith



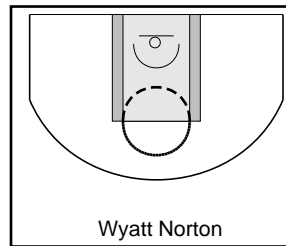
Blake Neal



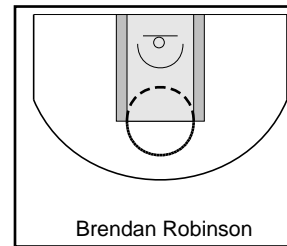
Dug McDaniel



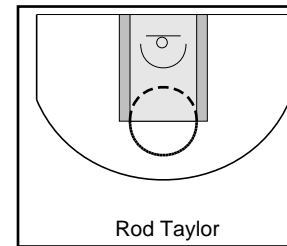
Garrett Sundra



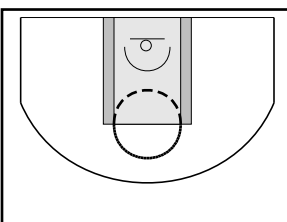
Wyatt Norton



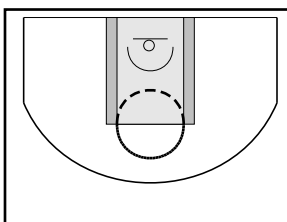
Brendan Robinson



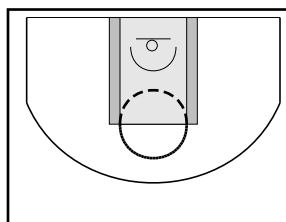
Rod Taylor



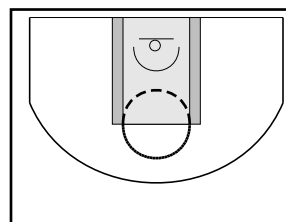
Caleb Gilliam



Jaquan Womack



Darren Harris



Christian Gurdak

Game Summary Comparison

Statistic	Mt. St. Joseph	Paul VI
Points	52	56
<i>Field Goals</i>	22 / 51	22 / 58
<i>2 Point</i>	18 / 34	19 / 45
<i>3 Point</i>	4 / 17	3 / 13
<i>Free Throws</i>	4 / 6	9 / 14
Assists	14	8
Rebounds	30	29
<i>Offensive</i>	6	9
<i>Defensive</i>	24	20
Blocks	7	1
Steals	5	10
Deflections	-	-
Turnovers	18	12
Charges Taken	-	-
Personal Fouls	13	7
Technical Fouls	1	1

Mt. St. Joseph



Paul VI



Mt. St. Joseph Turnovers

Period	Clock	Player	Turnover Type
1st Period	7:29	#20 Austin Abrams	Other
1st Period	7:27	Team	Steal
1st Period	6:42	#23 Bryson Tucker	Other
1st Period	6:10	#20 Austin Abrams	Other
1st Period	6:08	Team	Steal
1st Period	4:46	#55 Amani Hansberry	Other
1st Period	4:42	Team	Steal
1st Period	4:37	#55 Amani Hansberry	Other
1st Period	4:29	#55 Amani Hansberry	Other
1st Period	1:05	#1 Ace Valentine	Other
2nd Period	4:56	#23 Bryson Tucker	Other
2nd Period	4:50	Team	Steal
2nd Period	3:18	Team	Steal
2nd Period	0:56	#20 Austin Abrams	Other
3rd Period	3:31	Team	Steal
3rd Period	3:27	#20 Austin Abrams	Other
3rd Period	2:33	Team	Steal
3rd Period	2:23	#55 Amani Hansberry	Other
3rd Period	2:23	#23 Bryson Tucker	Other
3rd Period	1:09	#23 Bryson Tucker	Other
3rd Period	1:08	Team	Steal
4th Period	6:52	#33 Aiden Mess	Other
4th Period	6:48	Team	Steal
4th Period	3:51	#10 Sean Clark	Other
4th Period	3:11	#20 Austin Abrams	Other
4th Period	3:04	Team	Steal
4th Period	1:00	#1 Ace Valentine	Other

Mt. St. Joseph Fouls

Period	Clock	Player	Foul
1st Period	7:25	#33 Aiden Mess	Blocking (Def)
1st Period	5:54	#20 Austin Abrams	Reaching in (Def)
2nd Period	6:54	#55 Amani Hansberry	Blocking (Def)
2nd Period	0:26	#55 Amani Hansberry	Other (Tech)
3rd Period	3:57	#55 Amani Hansberry	Blocking (Def)
3rd Period	3:24	#20 Austin Abrams	Tripping (Def)
3rd Period	0:49	#33 Aiden Mess	Blocking (Def)
3rd Period	0:26	#55 Amani Hansberry	Blocking (Def)
4th Period	6:48	#10 Sean Clark	Blocking (Def)
4th Period	2:56	#55 Amani Hansberry	Charging (Off)
4th Period	2:39	#23 Bryson Tucker	Blocking (Def)
4th Period	0:12	#20 Austin Abrams	Reaching in (Def)
4th Period	0:04	#25 Tyonne Farrell	Blocking (Def)

Paul VI Turnovers

Period	Clock	Player	Turnover Type
1st Period	7:01	#11 Dug McDaniel	Other
1st Period	6:59	Team	Steal
1st Period	3:45	#5 DeShawn Harris-Smith	Other
1st Period	2:55	#11 Dug McDaniel	Other
1st Period	2:53	Team	Steal
1st Period	2:20	Team	Steal
1st Period	2:15	#23 Jaquan Womack	Other
2nd Period	7:05	#5 DeShawn Harris-Smith	Other
2nd Period	7:05	Team	Steal
2nd Period	5:10	#11 Dug McDaniel	Other
2nd Period	2:44	#23 Jaquan Womack	Other
4th Period	7:20	#11 Dug McDaniel	Other
4th Period	5:57	#5 DeShawn Harris-Smith	Other
4th Period	4:08	#11 Dug McDaniel	Other
4th Period	3:52	Team	Steal
4th Period	2:39	#11 Dug McDaniel	Other

Paul VI Fouls

Period	Clock	Player	Foul
2nd Period	4:56	#23 Jaquan Womack	Tripping (Def)
2nd Period	0:26	#5 DeShawn Harris-Smith	Unsportsmanlike conduct (Tech)
3rd Period	7:29	#5 DeShawn Harris-Smith	Blocking (Def)
4th Period	5:57	#5 DeShawn Harris-Smith	Charging (Off)
4th Period	3:14	#11 Dug McDaniel	Reaching in (Def)
4th Period	3:14	#15 Brendan Robinson	Blocking (Def)
4th Period	0:37	#11 Dug McDaniel	Reaching in (Def)