

PowerSchool Ecollect Parent Guide for Athletics


1. Select the student you would like to sign up for athletics by clicking on their name on the blue bar under the PowerSchool logo.









2. In the left menu, scroll down and click Ecollect Forms:



3. Once on the Ecollect home page under Lamoille South Athletics click on “[LSUU] Athletics Signup- Parents”.

Lamoille South - Athletics	
Status	Form Name
 Empty	[LSUU] Athletics Signup (Fall) - Parents

4. Review and complete the Athletics form. Any health information will be pulled on to this form from the Health form that you completed during your child’s online registration. Please be sure it is accurate and updated. If you need to make any changes, please make the changes on the Health form under Lamoille South.

Lamoille South	
Status	Form Name
 Empty	[LSUU]A - Home Language Survey
 Empty	[LSUU]B - Student Information Update
 Empty	[LSUU]C - Legal Guardian Update
 Empty	[LSUU]D - Emergency Contact Information Update
 Empty	[LSUU]E - Health
 Empty	[LSUU]F - School Permissions

NOTE: There will be a separate form for each season of sports. Each form will be available as the season gets closer. Students and parents will be notified when it is available.