

October 2021



Monthly Gambling Documents

- ☒ Monthly State of MN Tax Return
- ☒ BHC Bank Register
- ☒ BHC Bank Register (Details)
- ☒ BHC Bank Register (Categories)
- ☒ BHC Bank Register (Reconciliation)
- ☒ BHC Bank Statement (Old National Bank)
- ☒ BHC Check Register

Monthly Site Reports

- ☒ Clive's (eTabs)
- ☒ Clive's (Pull Tabs)
- ☒ Tin Shed (Pull Tabs)
- ☒ Ineffable Brewing (Pull Tabs)
- ☒ Jensen's Café (Pull Tabs)
- ☒ Bricksworth Brewing (Pull Tabs)
- ☒ Clive's (Bingo - Coach Purse) (Tipboard - Meat Raffle)

Other Documents



Compiled By:

Date Compiled: 14 December 2021

Lawful Gambling Monthly Tax Return

Print or Type

| | | | |
|---|--|--|--------------------------------|
| Organization name Burnsville Hockey Club | Federal ID number (FEIN) 41-1651968 | Minnesota tax ID number 1159222 | License number 04433 |
| Address 251 Civic Center Parkway | | Email address | Month/year reported 10/2021 |
| City Burnsville | State MN | Zip code 55337 | Number of Sites 7 |
| Number of pull-tab (paper and electronic), tipboard, sports themed tipboard and paddleticket games reported on schedule B2's for the month : 121 | | Check all that apply: <input type="checkbox"/> Amended return <input type="checkbox"/> Filing under extension (see Instructions) <input type="checkbox"/> No gaming activity this month <input type="checkbox"/> Final Return (see Instructions) | |
| This return includes (check all that apply): <input type="checkbox"/> Schedule B2 <input type="checkbox"/> Schedule NRL <input type="checkbox"/> Schedule ER <input type="checkbox"/> Form G7430 (February only) | | | |

Gross Profit

| | | A Gross receipts | B Prizes paid | C Net receipts |
|--|----|---------------------|------------------|-------------------|
| 1 Non-linked bingo..... | 1 | 4605.00 | 2385.22 | 2219.78 |
| 2 Raffles (if tax-exempt raffles were conducted,complete Schedule ER)..... | 2 | 0.00 | 0.00 | 0.00 |
| 3 Paddle tickets..... 0 games..... | 3 | 0.00 | 0.00 | 0.00 |
| 4 Add lines 1 through 3..... | 4 | 4605.00 | 2385.22 | 2219.78 |
| 5 Interest and other income (including advertising or sponsorship income; see instructions)..... | 5 | 0.00 | | 0.00 |
| 6 Electronic linked bingo..... | 6 | 0.00 | 0.00 | 0.00 |
| 7 Tipboard..... 10 games..... | 7 | 300.00 | 200.00 | 100.00 |
| 8 Paper pull-tabs..... 111 games..... | 8 | 518528.00 | 442627.00 | 75901.00 |
| 9 Electronic pull-tabs..... 0 games..... | 9 | 62330.00 | 57829.20 | 4500.80 |
| 10 Sports-themed tipboards..... 0 games..... | 10 | 0.00 | 0.00 | 0.00 |
| 11 Add lines 4 through 10. Line 11C is your gross profits for the month..... | 11 | 585763.00 | 503041.42 | 82721.58 |

Tax and Fees

| | | |
|--|----|----------|
| 12 Net receipts tax (multiply line 4C by 8.5% [0.085]. If negative, enter zero)..... | 12 | 188.68 |
| 13 Combined net receipts tax (from Worksheet E, line 11)..... | 13 | 28980.00 |
| 14 Total tax before credits (add lines 12 and 13)..... | 14 | 29168.68 |
| 15 Net receipts tax credit used (from Schedule NRL, column E)..... | 15 | 0.00 |
| 16 Exempt raffle tax credit (from Schedule ER, line 4)..... | 16 | 0.00 |
| 17 Total nonrefundable credit (add lines 15 and 16)..... | 17 | 0.00 |
| 18 Subtract line 17 from line 14. If negative, enter zero..... | 18 | 29168.68 |
| 19 Combined net receipts tax credit (from Worksheet E, line 11; if negative) | 19 | 0.00 |
| 20 Monthly regulatory fee (multiply line 11a by 0.125% (.00125)..... | 20 | 732.20 |
| 21 TOTAL TAX DUE OR REFUND (add lines 18, 19 and 20)..... | 21 | 29900.88 |

Expenditures
/Expenses

| | | | |
|----|--|----|----------|
| 22 | Lawful purpose expenditures (from LG100C) less MN DOR gaming taxes paid..... | 22 | 50000.00 |
| 23 | Total lawful purpose expenditures (add lines 21 and 22)..... | 23 | 79900.88 |
| 24 | Allowable expenses (total of all Schedule A's)..... | 24 | 32615.91 |

Start Bank

| | | | | |
|----|---|---|------|----------|
| 25 | a | Starting cash banks per books (total of all Schedule A's)..... | 25 a | 14208.00 |
| | b | Unreimbursed starting cash banks (total of all Schedule A's)..... | 25 b | 208.00 |
| | | End-of-month cash balance in starting banks (subtract line 24b from 24a)..... | 25 | 14000.00 |

Organization Total Net Profit 16648.67

Sign Here

I declare that all information on this summary and tax return is true, correct and complete.

| | | | |
|--|-----------------------------------|------|---------------------------------|
| Chief executive officer (print) | Chief executive officer signature | Date | Daytime Phone |
| Gambling manager | Gambling manager signature | Date | Daytime Phone |
| Preparer (print) Name of firm L & S Accounting | Preparer signature | Date | Daytime Phone (952) 808-0055 |

Mail Form G1, schedules and any required attachments to:
Minnesota Revenue, Mail Station 3350, St. Paul, MN 55146-3350

Lawful Gambling Receipts and Expenses by Site

| | | | |
|---|--------------------------------|-------------------------|---------------------------|
| Organization name Burnsville Hockey Club | | License number 04433 | Site permit number 011 |
| Location name Tin Shed Tavern | Month/year reported 10/2021 | | |

Gross Profits

| | | | A Gross receipts | B Prizes paid | C Net receipts |
|----|---|----|---------------------|------------------|-------------------|
| 1 | Paper Pull-tabs..... 27 games..... | 1 | 208805.00 | 172285.00 | 36520.00 |
| 2 | Electronic Pull-tabs..... 0 games..... | 2 | 0.00 | 0.00 | 0.00 |
| 3 | Paper Bingo..... | 3 | 0.00 | 0.00 | 0.00 |
| 4 | Electronic Linked Bingo..... | 4 | 0.00 | 0.00 | 0.00 |
| 5 | (PT) Paddletickets (using miniwheel or similar)..... 0 games..... | 5 | 0.00 | 0.00 | 0.00 |
| 6 | (PW) Paddletickets (using paddlewheel table)..... 0 games..... | 6 | 0.00 | 0.00 | 0.00 |
| 7 | Raffles..... | 7 | 0.00 | 0.00 | 0.00 |
| 8 | Tipboards..... 0 games..... | 8 | 0.00 | 0.00 | 0.00 |
| 9 | Sports-themed tipboards..... 0 games..... | 9 | 0.00 | 0.00 | 0.00 |
| 10 | Interest and other income | 10 | 0.00 | | 0.00 |
| 11 | Add lines 1 through 10..... | 11 | 208805.00 | 172285.00 | 36520.00 |

Allowable Expenses

| | | | | |
|----|--|----|--|----------|
| 12 | Cost of gambling products paid during the month (include state and local sales tax and freight charges)..... | 12 | | 2378.36 |
| 13 | Compensation and payroll taxes..... | 13 | | 1374.41 |
| 14 | Penalty and interest paid on taxes..... | 14 | | 0.00 |
| 15 | Accounting services..... | 15 | | 0.00 |
| 16 | Costs for a new or renewed gambling manager's bond..... | 16 | | 0.00 |
| 17 | Local government investigation fees..... | 17 | | 0.00 |
| 18 | Rent paid for conducting lawful gambling..... | 18 | | 11004.40 |
| 19 | Electronic Pulltab Game Fees..... | 19 | | 0.00 |
| 20 | Electronic Linked Bingo Provider Fees..... | 20 | | 0.00 |
| 21 | Other miscellaneous allowable expenses not listed above..... | 21 | | 325.31 |
| 22 | Cash long or short (if cash long, put parentheses around amount)..... | 22 | | 14.00 |
| 23 | Reimbursement for excess cash shortages (this is a negative amount)..... | 23 | | -11.00 |
| 24 | Total allowable expenses (add lines 12 through 23)..... | 24 | | 15085.48 |

Cash Banks

| | | | | |
|----|--|----|--|---------|
| 25 | Starting cash banks per books (site records)..... | 25 | | 3488.00 |
| 26 | Unreimbursed starting cash banks..... | 26 | | -12.00 |
| 27 | Total starting cash banks (subtract line 26 from line 25)..... | 27 | | 3500.00 |

Ending Inventory

| | | | | |
|----|---|----|--|---------|
| 28 | Dollar value of ending inventory on the last day of the month for this site. Do not include any sales tax, freight charges or the 1.7 percent tax..... | 28 | | 1737.87 |
|----|---|----|--|---------|

Net Profit

| | | | | |
|----|--|----|--|---------|
| 29 | Net profit less state taxes assessed on lawful gambling (11C - 24 - A08: Monthly State Taxes and Fees Paid... **). | 29 | | 1832.57 |
|----|--|----|--|---------|

** Include taxes paid of 19601.95 in the current month from previous month activity.

Recommended Tax Allocation from Current Month Activity to Apply in Following Month

| | | | |
|------------------------------------|--------------|-------------|-----------------|
| Combined Receipts Tax Allocation = | 45.37 % of : | 28980.00 = | 13146.91 |
| Net Receipts Tax Allocation = | 8.5 % of : | 0.00 = | 0.00 |
| Regulatory Fee Allocation = | .125 % of : | 208805.00 = | 261.01 |
| | | | <u>13407.92</u> |

Lawful Gambling Receipts and Expenses by Site

| | | | |
|---|--------------------------------|-------------------------|---------------------------|
| Organization name Burnsville Hockey Club | | License number 04433 | Site permit number 015 |
| Location name Clives Roadhouse | Month/year reported 10/2021 | | |

Gross Profits

| | | | A Gross receipts | B Prizes paid | C Net receipts |
|----|---|----|---------------------|------------------|-------------------|
| 1 | Paper Pull-tabs..... 70 games..... | 1 | 271309.00 | 238480.00 | 32829.00 |
| 2 | Electronic Pull-tabs..... 0 games..... | 2 | 62330.00 | 57829.20 | 4500.80 |
| 3 | Paper Bingo..... | 3 | 4605.00 | 2385.22 | 2219.78 |
| 4 | Electronic Linked Bingo..... | 4 | 0.00 | 0.00 | 0.00 |
| 5 | (PT) Paddletickets (using miniwheel or similar)..... 0 games..... | 5 | 0.00 | 0.00 | 0.00 |
| 6 | (PW) Paddletickets (using paddlewheel table)..... 0 games..... | 6 | 0.00 | 0.00 | 0.00 |
| 7 | Raffles..... | 7 | 0.00 | 0.00 | 0.00 |
| 8 | Tipboards..... 10 games..... | 8 | 300.00 | 200.00 | 100.00 |
| 9 | Sports-themed tipboards..... 0 games..... | 9 | 0.00 | 0.00 | 0.00 |
| 10 | Interest and other income | 10 | 0.00 | | 0.00 |
| 11 | Add lines 1 through 10..... | 11 | 338544.00 | 298894.42 | 39649.58 |

Allowable Expenses

| | | | | |
|----|--|----|--|----------|
| 12 | Cost of gambling products paid during the month (include state and local sales tax and freight charges)..... | 12 | | 3337.15 |
| 13 | Compensation and payroll taxes..... | 13 | | 7788.34 |
| 14 | Penalty and interest paid on taxes..... | 14 | | 0.00 |
| 15 | Accounting services..... | 15 | | 0.00 |
| 16 | Costs for a new or renewed gambling manager's bond..... | 16 | | 0.00 |
| 17 | Local government investigation fees..... | 17 | | 0.00 |
| 18 | Rent paid for conducting lawful gambling..... | 18 | | 1750.00 |
| 19 | Electronic Pulltab Game Fees..... | 19 | | 75.63 |
| 20 | Electronic Linked Bingo Provider Fees..... | 20 | | 0.00 |
| 21 | Other miscellaneous allowable expenses not listed above..... | 21 | | 1265.35 |
| 22 | Cash long or short (if cash long, put parentheses around amount)..... | 22 | | -6.20 |
| 23 | Reimbursement for excess cash shortages (this is a negative amount)..... | 23 | | 0.00 |
| 24 | Total allowable expenses (add lines 12 through 23)..... | 24 | | 14210.27 |

Cash Banks

| | | | | |
|----|--|----|--|---------|
| 25 | Starting cash banks per books (site records)..... | 25 | | 5500.00 |
| 26 | Unreimbursed starting cash banks..... | 26 | | 0.00 |
| 27 | Total starting cash banks (subtract line 26 from line 25)..... | 27 | | 5500.00 |

Ending Inventory

| | | | | |
|----|---|----|--|---------|
| 28 | Dollar value of ending inventory on the last day of the month for this site. Do not include any sales tax, freight charges or the 1.7 percent tax..... | 28 | | 2084.82 |
|----|---|----|--|---------|

Net Profit

| | | | | |
|----|--|----|--|----------|
| 29 | Net profit less state taxes assessed on lawful gambling (11C - 24 - A08: Monthly State Taxes and Fees Paid... **). | 29 | | 13759.81 |
|----|--|----|--|----------|

** Include taxes paid of 11679.50 in the current month from previous month activity.

Recommended Tax Allocation from Current Month Activity to Apply in Following Month

| | | | |
|------------------------------------|--------------|-------------|-----------------|
| Combined Receipts Tax Allocation = | 46.50 % of : | 28980.00 = | 13474.43 |
| Net Receipts Tax Allocation = | 8.5 % of : | 2219.78 = | 188.68 |
| Regulatory Fee Allocation = | .125 % of : | 338544.00 = | 423.18 |
| | | | <u>14086.29</u> |

Lawful Gambling Receipts and Expenses by Site

| | | | |
|---|--------------------------------|-------------------------|---------------------------|
| Organization name Burnsville Hockey Club | | License number 04433 | Site permit number 016 |
| Location name Burger Jones | Month/year reported 10/2021 | | |

| Gross Profits | | A | B | C |
|---------------|---|----------------|-------------|--------------|
| | | Gross receipts | Prizes paid | Net receipts |
| 1 | Paper Pull-tabs..... 0 games..... | 1 | 0.00 | 0.00 |
| 2 | Electronic Pull-tabs..... 0 games..... | 2 | 0.00 | 0.00 |
| 3 | Paper Bingo..... | 3 | 0.00 | 0.00 |
| 4 | Electronic Linked Bingo..... | 4 | 0.00 | 0.00 |
| 5 | (PT) Paddletickets (using miniwheel or similar)..... 0 games..... | 5 | 0.00 | 0.00 |
| 6 | (PW) Paddletickets (using paddlewheel table)..... 0 games..... | 6 | 0.00 | 0.00 |
| 7 | Raffles..... | 7 | 0.00 | 0.00 |
| 8 | Tipboards..... 0 games..... | 8 | 0.00 | 0.00 |
| 9 | Sports-themed tipboards..... 0 games..... | 9 | 0.00 | 0.00 |
| 10 | Interest and other income | 10 | 0.00 | 0.00 |
| 11 | Add lines 1 through 10..... | 11 | 0.00 | 0.00 |

| Allowable Expenses | | | |
|--------------------|--|----|------|
| 12 | Cost of gambling products paid during the month (include state and local sales tax and freight charges)..... | 12 | 0.00 |
| 13 | Compensation and payroll taxes..... | 13 | 0.00 |
| 14 | Penalty and interest paid on taxes..... | 14 | 0.00 |
| 15 | Accounting services..... | 15 | 0.00 |
| 16 | Costs for a new or renewed gambling manager's bond..... | 16 | 0.00 |
| 17 | Local government investigation fees..... | 17 | 0.00 |
| 18 | Rent paid for conducting lawful gambling..... | 18 | 0.00 |
| 19 | Electronic Pulltab Game Fees..... | 19 | 0.00 |
| 20 | Electronic Linked Bingo Provider Fees..... | 20 | 0.00 |
| 21 | Other miscellaneous allowable expenses not listed above..... | 21 | 0.00 |
| 22 | Cash long or short (if cash long, put parentheses around amount)..... | 22 | 0.00 |
| 23 | Reimbursement for excess cash shortages (this is a negative amount)..... | 23 | 0.00 |
| 24 | Total allowable expenses (add lines 12 through 23)..... | 24 | 0.00 |

| Cash Banks | | | |
|------------|--|----|------|
| 25 | Starting cash banks per books (site records)..... | 25 | 0.00 |
| 26 | Unreimbursed starting cash banks..... | 26 | 0.00 |
| 27 | Total starting cash banks (subtract line 26 from line 25)..... | 27 | 0.00 |

| Ending Inventory | | | |
|------------------|---|----|------|
| 28 | Dollar value of ending inventory on the last day of the month for this site. Do not include any sales tax, freight charges or the 1.7 percent tax..... | 28 | 0.00 |

| Net Profit | | | |
|------------|--|----|------|
| 29 | Net profit less state taxes assessed on lawful gambling (11C - 24 - A08: Monthly State Taxes and Fees Paid... **). | 29 | 0.00 |

** Include taxes paid of 0.00 in the current month from previous month activity.

Recommended Tax Allocation from Current Month Activity to Apply in Following Month

| | | | |
|-----------------------------------|-------------|------------|------|
| Combined Receipts Tax Allocation= | 0.00 % of : | 28980.00 = | 0.00 |
| Net Receipts Tax Allocation = | 8.5 % of : | 0.00 = | 0.00 |
| Regulatory Fee Allocation = | .125 % of : | 0.00 = | 0.00 |
| | | | 0.00 |

Lawful Gambling Receipts and Expenses by Site

| | | | |
|---|--------------------------------|-------------------------|---------------------------|
| Organization name Burnsville Hockey Club | | License number 04433 | Site permit number 018 |
| Location name Ineffable Brewing Company | Month/year reported 10/2021 | | |

Gross Profits

| Gross Profits | | | A | B | C | |
|---------------|--|--------------|----------------|-------------|--------------|---------|
| | | | Gross receipts | Prizes paid | Net receipts | |
| 1 | Paper Pull-tabs..... | 4 games..... | 1 | 6409.00 | 5400.00 | 1009.00 |
| 2 | Electronic Pull-tabs..... | 0 games..... | 2 | 0.00 | 0.00 | 0.00 |
| 3 | Paper Bingo..... | | 3 | 0.00 | 0.00 | 0.00 |
| 4 | Electronic Linked Bingo..... | | 4 | 0.00 | 0.00 | 0.00 |
| 5 | (PT) Paddletickets (using miniwheel or similar)..... | 0 games..... | 5 | 0.00 | 0.00 | 0.00 |
| 6 | (PW) Paddletickets (using paddlewheel table)..... | 0 games..... | 6 | 0.00 | 0.00 | 0.00 |
| 7 | Raffles..... | | 7 | 0.00 | 0.00 | 0.00 |
| 8 | Tipboards..... | 0 games..... | 8 | 0.00 | 0.00 | 0.00 |
| 9 | Sports-themed tipboards..... | 0 games..... | 9 | 0.00 | 0.00 | 0.00 |
| 10 | Interest and other income | | 10 | 0.00 | | 0.00 |
| 11 | Add lines 1 through 10..... | | 11 | 6409.00 | 5400.00 | 1009.00 |

Allowable Expenses

| | | | | | |
|----|--|--|----|--|--------|
| 12 | Cost of gambling products paid during the month (include state and local sales tax and freight charges)..... | | 12 | | 0.00 |
| 13 | Compensation and payroll taxes..... | | 13 | | 0.00 |
| 14 | Penalty and interest paid on taxes..... | | 14 | | 0.00 |
| 15 | Accounting services..... | | 15 | | 0.00 |
| 16 | Costs for a new or renewed gambling manager's bond..... | | 16 | | 0.00 |
| 17 | Local government investigation fees..... | | 17 | | 0.00 |
| 18 | Rent paid for conducting lawful gambling..... | | 18 | | 248.00 |
| 19 | Electronic Pulltab Game Fees..... | | 19 | | 0.00 |
| 20 | Electronic Linked Bingo Provider Fees..... | | 20 | | 0.00 |
| 21 | Other miscellaneous allowable expenses not listed above..... | | 21 | | 0.00 |
| 22 | Cash long or short (if cash long, put parentheses around amount)..... | | 22 | | 0.00 |
| 23 | Reimbursement for excess cash shortages (this is a negative amount)..... | | 23 | | 0.00 |
| 24 | Total allowable expenses (add lines 12 through 23)..... | | 24 | | 248.00 |

Cash Banks

| | | | | | |
|----|--|--|----|--|---------|
| 25 | Starting cash banks per books (site records)..... | | 25 | | 1500.00 |
| 26 | Unreimbursed starting cash banks..... | | 26 | | 0.00 |
| 27 | Total starting cash banks (subtract line 26 from line 25)..... | | 27 | | 1500.00 |

Ending Inventory

| | | | | | |
|----|---|--|----|--|--------|
| 28 | Dollar value of ending inventory on the last day of the month for this site. Do not include any sales tax, freight charges or the 1.7 percent tax..... | | 28 | | 386.62 |
|----|---|--|----|--|--------|

Net Profit

| | | | | | |
|----|--|--|----|--|--------|
| 29 | Net profit less state taxes assessed on lawful gambling (11C - 24 - A08: Monthly State Taxes and Fees Paid... **). | | 29 | | 628.14 |
|----|--|--|----|--|--------|

** Include taxes paid of 132.86 in the current month from previous month activity.

Recommended Tax Allocation from Current Month Activity to Apply in Following Month

| | | | |
|-----------------------------------|-------------|------------|---------------|
| Combined Receipts Tax Allocation= | 1.25 % of : | 28980.00 = | 363.23 |
| Net Receipts Tax Allocation = | 8.5 % of : | 0.00 = | 0.00 |
| Regulatory Fee Allocation = | .125 % of : | 6409.00 = | 8.01 |
| | | | <u>371.24</u> |

Lawful Gambling Receipts and Expenses by Site

| | | | |
|---|--------------------------------|-------------------------|---------------------------|
| Organization name Burnsville Hockey Club | | License number 04433 | Site permit number 019 |
| Location name Jensen's Cafe | Month/year reported 10/2021 | | |

Gross Profits

| | | | A Gross receipts | B Prizes paid | C Net receipts |
|--|--------------|----|---------------------|------------------|-------------------|
| 1 Paper Pull-tabs..... | 5 games..... | 1 | 23288.00 | 20312.00 | 2976.00 |
| 2 Electronic Pull-tabs..... | 0 games..... | 2 | 0.00 | 0.00 | 0.00 |
| 3 Paper Bingo..... | | 3 | 0.00 | 0.00 | 0.00 |
| 4 Electronic Linked Bingo..... | | 4 | 0.00 | 0.00 | 0.00 |
| 5 (PT) Paddletickets (using miniwheel or similar)..... | 0 games..... | 5 | 0.00 | 0.00 | 0.00 |
| 6 (PW) Paddletickets (using paddlewheel table)..... | 0 games..... | 6 | 0.00 | 0.00 | 0.00 |
| 7 Raffles..... | | 7 | 0.00 | 0.00 | 0.00 |
| 8 Tipboards..... | 0 games..... | 8 | 0.00 | 0.00 | 0.00 |
| 9 Sports-themed tipboards..... | 0 games..... | 9 | 0.00 | 0.00 | 0.00 |
| 10 Interest and other income | | 10 | 0.00 | | 0.00 |
| 11 Add lines 1 through 10..... | | 11 | 23288.00 | 20312.00 | 2976.00 |

Allowable Expenses

| | | | | |
|---|--|----|--|---------|
| 12 Cost of gambling products paid during the month (include state and local sales tax and freight charges)..... | | 12 | | 447.27 |
| 13 Compensation and payroll taxes..... | | 13 | | 0.00 |
| 14 Penalty and interest paid on taxes..... | | 14 | | 0.00 |
| 15 Accounting services..... | | 15 | | 0.00 |
| 16 Costs for a new or renewed gambling manager's bond..... | | 16 | | 0.00 |
| 17 Local government investigation fees..... | | 17 | | 0.00 |
| 18 Rent paid for conducting lawful gambling..... | | 18 | | 810.00 |
| 19 Electronic Pulltab Game Fees..... | | 19 | | 0.00 |
| 20 Electronic Linked Bingo Provider Fees..... | | 20 | | 0.00 |
| 21 Other miscellaneous allowable expenses not listed above..... | | 21 | | 0.00 |
| 22 Cash long or short (if cash long, put parentheses around amount)..... | | 22 | | 131.00 |
| 23 Reimbursement for excess cash shortages (this is a negative amount)..... | | 23 | | 0.00 |
| 24 Total allowable expenses (add lines 12 through 23)..... | | 24 | | 1388.27 |

Cash Banks

| | | | | |
|---|--|----|--|---------|
| 25 Starting cash banks per books (site records)..... | | 25 | | 1500.00 |
| 26 Unreimbursed starting cash banks..... | | 26 | | 0.00 |
| 27 Total starting cash banks (subtract line 26 from line 25)..... | | 27 | | 1500.00 |

Ending Inventory

| | | | | |
|--|--|----|--|--------|
| 28 Dollar value of ending inventory on the last day of the month for this site. Do not include any sales tax, freight charges or the 1.7 percent tax..... | | 28 | | 486.27 |
|--|--|----|--|--------|

Net Profit

| | | | | |
|---|--|----|--|--------|
| 29 Net profit less state taxes assessed on lawful gambling (11C - 24 - A08: Monthly State Taxes and Fees Paid... **). | | 29 | | 149.55 |
|---|--|----|--|--------|

** Include taxes paid of 1438.18 in the current month from previous month activity.

Recommended Tax Allocation from Current Month Activity to Apply in Following Month

| | | | |
|------------------------------------|-------------|------------|---------|
| Combined Receipts Tax Allocation = | 3.70 % of : | 28980.00 = | 1071.34 |
| Net Receipts Tax Allocation = | 8.5 % of : | 0.00 = | 0.00 |
| Regulatory Fee Allocation = | .125 % of : | 23288.00 = | 29.11 |
| | | | 1100.45 |

Lawful Gambling Receipts and Expenses by Site

| | | | |
|---|--------------------------------|-------------------------|---------------------------|
| Organization name Burnsville Hockey Club | | License number 04433 | Site permit number 020 |
| Location name Bricksworth Beer Co | Month/year reported 10/2021 | | |

Gross Profits

| | | | A Gross receipts | B Prizes paid | C Net receipts |
|--|--------------|----|---------------------|------------------|-------------------|
| 1 Paper Pull-tabs..... | 5 games..... | 1 | 8717.00 | 6150.00 | 2567.00 |
| 2 Electronic Pull-tabs..... | 0 games..... | 2 | 0.00 | 0.00 | 0.00 |
| 3 Paper Bingo..... | | 3 | 0.00 | 0.00 | 0.00 |
| 4 Electronic Linked Bingo..... | | 4 | 0.00 | 0.00 | 0.00 |
| 5 (PT) Paddletickets (using miniwheel or similar)..... | 0 games..... | 5 | 0.00 | 0.00 | 0.00 |
| 6 (PW) Paddletickets (using paddlewheel table)..... | 0 games..... | 6 | 0.00 | 0.00 | 0.00 |
| 7 Raffles..... | | 7 | 0.00 | 0.00 | 0.00 |
| 8 Tipboards..... | 0 games..... | 8 | 0.00 | 0.00 | 0.00 |
| 9 Sports-themed tipboards..... | 0 games..... | 9 | 0.00 | 0.00 | 0.00 |
| 10 Interest and other income | | 10 | 0.00 | | 0.00 |
| 11 Add lines 1 through 10..... | | 11 | 8717.00 | 6150.00 | 2567.00 |

Allowable Expenses

| | | | | |
|---|--|----|--|--------|
| 12 Cost of gambling products paid during the month (include state and local sales tax and freight charges)..... | | 12 | | 0.00 |
| 13 Compensation and payroll taxes..... | | 13 | | 0.00 |
| 14 Penalty and interest paid on taxes..... | | 14 | | 0.00 |
| 15 Accounting services..... | | 15 | | 0.00 |
| 16 Costs for a new or renewed gambling manager's bond..... | | 16 | | 0.00 |
| 17 Local government investigation fees..... | | 17 | | 0.00 |
| 18 Rent paid for conducting lawful gambling..... | | 18 | | 0.00 |
| 19 Electronic Pulltab Game Fees..... | | 19 | | 0.00 |
| 20 Electronic Linked Bingo Provider Fees..... | | 20 | | 0.00 |
| 21 Other miscellaneous allowable expenses not listed above..... | | 21 | | 491.78 |
| 22 Cash long or short (if cash long, put parentheses around amount)..... | | 22 | | 0.00 |
| 23 Reimbursement for excess cash shortages (this is a negative amount)..... | | 23 | | 0.00 |
| 24 Total allowable expenses (add lines 12 through 23)..... | | 24 | | 491.78 |

Cash Banks

| | | | | |
|---|--|----|--|---------|
| 25 Starting cash banks per books (site records)..... | | 25 | | 2000.00 |
| 26 Unreimbursed starting cash banks..... | | 26 | | 0.00 |
| 27 Total starting cash banks (subtract line 26 from line 25)..... | | 27 | | 2000.00 |

Ending Inventory

| | | | | |
|--|--|----|--|--------|
| 28 Dollar value of ending inventory on the last day of the month for this site. Do not include any sales tax, freight charges or the 1.7 percent tax..... | | 28 | | 365.31 |
|--|--|----|--|--------|

Net Profit

| | | | | |
|---|--|----|--|---------|
| 29 Net profit less state taxes assessed on lawful gambling (11C - 24 - A08: Monthly State Taxes and Fees Paid... **). | | 29 | | 1721.10 |
|---|--|----|--|---------|

** Include taxes paid of 354.12 in the current month from previous month activity.

Recommended Tax Allocation from Current Month Activity to Apply in Following Month

| | | | |
|-----------------------------------|-------------|------------|---------------|
| Combined Receipts Tax Allocation= | 3.19 % of : | 28980.00 = | 924.10 |
| Net Receipts Tax Allocation = | 8.5 % of : | 0.00 = | 0.00 |
| Regulatory Fee Allocation = | .125 % of : | 8717.00 = | 10.90 |
| | | | <u>935.00</u> |

Lawful Gambling Receipts and Expenses by Site

| | | | |
|---|--------------------------------|-------------------------|---------------------------|
| Organization name Burnsville Hockey Club | | License number 04433 | Site permit number 999 |
| Location name Off Site Burnsville Civic Center Park 1/Ice Center | Month/year reported 10/2021 | | |

| Gross Profits | | A | B | C |
|---------------|---|----------------|-------------|--------------|
| | | Gross receipts | Prizes paid | Net receipts |
| 1 | Paper Pull-tabs..... 0 games..... | 1 | 0.00 | 0.00 |
| 2 | Electronic Pull-tabs..... 0 games..... | 2 | 0.00 | 0.00 |
| 3 | Paper Bingo..... | 3 | 0.00 | 0.00 |
| 4 | Electronic Linked Bingo..... | 4 | 0.00 | 0.00 |
| 5 | (PT) Paddletickets (using miniwheel or similar)..... 0 games..... | 5 | 0.00 | 0.00 |
| 6 | (PW) Paddletickets (using paddlewheel table)..... 0 games..... | 6 | 0.00 | 0.00 |
| 7 | Raffles..... | 7 | 0.00 | 0.00 |
| 8 | Tipboards..... 0 games..... | 8 | 0.00 | 0.00 |
| 9 | Sports-themed tipboards..... 0 games..... | 9 | 0.00 | 0.00 |
| 10 | Interest and other income | 10 | 0.00 | 0.00 |
| 11 | Add lines 1 through 10..... | 11 | 0.00 | 0.00 |

| Allowable Expenses | | | |
|--------------------|--|----|---------|
| 12 | Cost of gambling products paid during the month (include state and local sales tax and freight charges)..... | 12 | 122.11 |
| 13 | Compensation and payroll taxes..... | 13 | 0.00 |
| 14 | Penalty and interest paid on taxes..... | 14 | 0.00 |
| 15 | Accounting services..... | 15 | 1070.00 |
| 16 | Costs for a new or renewed gambling manager's bond..... | 16 | 0.00 |
| 17 | Local government investigation fees..... | 17 | 0.00 |
| 18 | Rent paid for conducting lawful gambling..... | 18 | 0.00 |
| 19 | Electronic Pulltab Game Fees..... | 19 | 0.00 |
| 20 | Electronic Linked Bingo Provider Fees..... | 20 | 0.00 |
| 21 | Other miscellaneous allowable expenses not listed above..... | 21 | 0.00 |
| 22 | Cash long or short (if cash long, put parentheses around amount)..... | 22 | 0.00 |
| 23 | Reimbursement for excess cash shortages (this is a negative amount)..... | 23 | 0.00 |
| 24 | Total allowable expenses (add lines 12 through 23)..... | 24 | 1192.11 |

| Cash Banks | | | |
|------------|--|----|------|
| 25 | Starting cash banks per books (site records)..... | 25 | 0.00 |
| 26 | Unreimbursed starting cash banks..... | 26 | 0.00 |
| 27 | Total starting cash banks (subtract line 26 from line 25)..... | 27 | 0.00 |

| Ending Inventory | | | |
|------------------|---|----|------|
| 28 | Dollar value of ending inventory on the last day of the month for this site. Do not include any sales tax, freight charges or the 1.7 percent tax..... | 28 | 0.00 |

| Net Profit | | | |
|------------|--|----|----------|
| 29 | Net profit less state taxes assessed on lawful gambling (11C - 24 - A08: Monthly State Taxes and Fees Paid... **). | 29 | -1442.50 |

** Include taxes paid of 250.39 in the current month from previous month activity.

Recommended Tax Allocation from Current Month Activity to Apply in Following Month

| | | | |
|-----------------------------------|-------------|------------|------|
| Combined Receipts Tax Allocation= | 0.00 % of : | 28980.00 = | 0.00 |
| Net Receipts Tax Allocation = | 8.5 % of : | 0.00 = | 0.00 |
| Regulatory Fee Allocation = | .125 % of : | 0.00 = | 0.00 |
| | | | 0.00 |

Schedule B2 — Lawful Gambling Report of Barcoded Games

Use this schedule to report pulltab, tipboard and paddleticket games that have been removed from play during the month. If you're reporting destroyed, fund-loss, defective or missing games, read instructions before completing.

| | | | |
|--|--|-----------------------------|--------------------------------|
| Federal ID number 41-1651968 | | Minnesota tax ID 1159222 | License number 04433 |
| Name of gambling site Tin Shed Tavern | | Site permit number 011 | Month/year reported 10/2021 |
| | | Page 1 of 3 | |

Type of operation: ☐ Booth ☒ Bar-op ☐ Machine dispenser

Type of game (check one): ☒ Paper Pulltabs ☐ Electronic Pulltabs
☐ Sports Tipboards ☐ Progressive tipboards ☐ Paddletickets ☐ Tipboards
☐ Paddletickets (PW) ☐ Progressive pulltabs

Game status (check one):

☒ Played ☐ Destroyed with Revenue approval ☐ Reported as fund losses ☐ Defective ☐ Missing
☐ Fund loss game destroyed by Revenue

| | A Mfg ID | B Part Number | C Serial # | D Date in play | E Ideal gross receipts | F Ideal prizes | G Value of unsold tickets | H Gross receipts (E minus G) | I Value of prizes paid | J Net Receipts (H minus I) | K Cash in hands | L Cash long / (short) (K minus J) | M Date game removed |
|----|----------------|---------------------|---------------|-------------------|---------------------------------|----------------------|------------------------------------|---------------------------------------|------------------------------|----------------------------------|-----------------------|--|---------------------------|
| 1 | AN | 3512F-MN | 7H91365 | 30-Sep-21 | 5360.00 | 4200.00 | 1378.00 | 3982.00 | 3700.00 | 282.00 | 282.00 | 0.00 | 01-Oct-21 |
| 2 | TP | 6428W-MN | 7H95535 | 02-Oct-21 | 5360.00 | 4200.00 | 1320.00 | 4040.00 | 3000.00 | 1040.00 | 1040.00 | 0.00 | 02-Oct-21 |
| 3 | TP | 6483V-MN | 7H87175 | 30-Sep-21 | 6400.00 | 4800.00 | 244.00 | 6156.00 | 4800.00 | 1356.00 | 1356.00 | 0.00 | 02-Oct-21 |
| 4 | AG | VLM778 | 7477662 | 01-Oct-21 | 15840.00 | 12000.00 | 5045.00 | 10795.00 | 10600.00 | 195.00 | 195.00 | 0.00 | 03-Oct-21 |
| 5 | TP | 6502N-MN | 7H39829 | 03-Oct-21 | 5360.00 | 4200.00 | 1952.00 | 3408.00 | 3200.00 | 208.00 | 208.00 | 0.00 | 05-Oct-21 |
| 6 | AG | SPSM778 | 7539924 | 04-Oct-21 | 15840.00 | 12000.00 | 985.00 | 14855.00 | 12000.00 | 2855.00 | 2855.00 | 0.00 | 06-Oct-21 |
| 7 | AG | AZEV428 | 7489370 | 02-Oct-21 | 6384.00 | 4900.00 | 3688.00 | 2696.00 | 3000.00 | -304.00 | -304.00 | 0.00 | 07-Oct-21 |
| 8 | AG | PARM778 | 7539889 | 06-Oct-21 | 15840.00 | 12000.00 | 7980.00 | 7860.00 | 9250.00 | -1390.00 | -1390.00 | 0.00 | 08-Oct-21 |
| 9 | TP | 6425W-MN | 7H95449 | 06-Oct-21 | 5360.00 | 4200.00 | 1234.00 | 4126.00 | 3800.00 | 326.00 | 326.00 | 0.00 | 08-Oct-21 |
| 10 | AG | PBSM778 | 7539977 | 09-Oct-21 | 15840.00 | 12000.00 | 110.00 | 15730.00 | 12000.00 | 3730.00 | 3730.00 | 0.00 | 09-Oct-21 |
| 11 | AG | URVM778 | 7477529 | 10-Oct-21 | 15840.00 | 12000.00 | 585.00 | 15255.00 | 11750.00 | 3505.00 | 3505.00 | 0.00 | 11-Oct-21 |

Schedule B2 — Lawful Gambling Report of Barcoded Games

Use this schedule to report pulltab, tipboard and paddleticket games that have been removed from play during the month. If you're reporting destroyed, fund-loss, defective or missing games, read instructions before completing.

| | | | | | | | | | | |
|--|--|--|--|--|--|--|--|---------------------------------|--------------------------------|-------------------------|
| | | | | | | | | Federal ID number 41-1651968 | Minnesota tax ID 1159222 | License number 04433 |
| Name of gambling site Tin Shed Tavern | | | | | | | | Site permit number 011 | Month/year reported 10/2021 | Page 2 of 3 |

| | A Mfg ID | B Part Number | C Serial # | D Date in play | E Ideal gross receipts | F Ideal prizes | G Value of unsold tickets | H Gross receipts (E minus G) | I Value of prizes paid | J Net Receipts (H minus I) | K Cash in hands | L Cash long / (short) (K minus J) | M Date game removed |
|----|----------------|---------------------|---------------|-------------------|---------------------------------|----------------------|------------------------------------|---------------------------------------|------------------------------|----------------------------------|-----------------------|--|---------------------------|
| 12 | TP | 38001-MN | 7H39848 | 09-Oct-21 | 5360.00 | 4000.00 | 582.00 | 4778.00 | 3600.00 | 1178.00 | 1178.00 | 0.00 | 11-Oct-21 |
| 13 | AG | 777NB | 7527227 | 12-Oct-21 | 16200.00 | 12200.00 | 5910.00 | 10290.00 | 8750.00 | 1540.00 | 1540.00 | 0.00 | 13-Oct-21 |
| 14 | TP | 6348V-MN | 7J64219 | 08-Oct-21 | 6400.00 | 4800.00 | 2648.00 | 3752.00 | 3450.00 | 302.00 | 302.00 | 0.00 | 13-Oct-21 |
| 15 | TP | 7138E-MN | 6Z16379 | 11-Oct-21 | 5360.00 | 4200.00 | 696.00 | 4664.00 | 3150.00 | 1514.00 | 1514.00 | 0.00 | 13-Oct-21 |
| 16 | AG | BOOTY778 | 7544874 | 14-Oct-21 | 15840.00 | 12000.00 | 2330.00 | 13510.00 | 11250.00 | 2260.00 | 2260.00 | 0.00 | 16-Oct-21 |
| 17 | TP | 6502N-MN | 7H40005 | 14-Oct-21 | 5360.00 | 4200.00 | 314.00 | 5046.00 | 4100.00 | 946.00 | 946.00 | 0.00 | 16-Oct-21 |
| 18 | AG | ACBV426 | 7537725 | 16-Oct-21 | 5472.00 | 4300.00 | 256.00 | 5216.00 | 4050.00 | 1166.00 | 1166.00 | 0.00 | 18-Oct-21 |
| 19 | AG | 777NB | 7527295 | 16-Oct-21 | 16200.00 | 12200.00 | 2675.00 | 13525.00 | 10400.00 | 3125.00 | 3125.00 | 0.00 | 19-Oct-21 |
| 20 | AG | SPSV426 | 7538001 | 19-Oct-21 | 5472.00 | 4300.00 | 934.00 | 4538.00 | 3800.00 | 738.00 | 738.00 | 0.00 | 21-Oct-21 |
| 21 | AG | SKVM463A | 7492901 | 14-Oct-21 | 5328.00 | 4150.00 | 3830.00 | 1498.00 | 1600.00 | -102.00 | -102.00 | 0.00 | 23-Oct-21 |
| 22 | AG | BUNV426 | 7537658 | 22-Oct-21 | 5472.00 | 4300.00 | 194.00 | 5278.00 | 4300.00 | 978.00 | 978.00 | 0.00 | 24-Oct-21 |
| 23 | AG | TCLV426 | 7537624 | 24-Oct-21 | 5472.00 | 4300.00 | 0.00 | 5472.00 | 4300.00 | 1172.00 | 1172.00 | 0.00 | 24-Oct-21 |
| 24 | TP | 6330V-MN | 7J64282 | 24-Oct-21 | 6400.00 | 4800.00 | 398.00 | 6002.00 | 4750.00 | 1252.00 | 1252.00 | 0.00 | 26-Oct-21 |
| 25 | AG | VLM778 | 7477704 | 20-Oct-21 | 15840.00 | 12000.00 | 0.00 | 15840.00 | 11750.00 | 4090.00 | 4086.00 | -4.00 | 27-Oct-21 |
| 26 | TP | BUBD3R-MN | 7H80594 | 26-Oct-21 | 5360.00 | 4555.00 | 542.00 | 4818.00 | 4285.00 | 533.00 | 533.00 | 0.00 | 28-Oct-21 |

Schedule B2 — Lawful Gambling Report of Barcoded Games

Use this schedule to report pulltab, tipboard and paddleticket games that have been removed from play during the month. If you're reporting destroyed, fund-loss, defective or missing games,read instructions before completing.

| | | | | | | |
|--|--|--|--|---------------------------------|--------------------------------|-------------------------|
| | | | | Federal ID number 41-1651968 | Minnesota tax ID 1159222 | License number 04433 |
| Name of gambling site Tin Shed Tavern | | | | Site permit number 011 | Month/year reported 10/2021 | Page 3 of 3 |

| | A | B | C | D | E | F | G | H | I | J | K | L | M |
|-------|--------|-------------|----------|--------------|----------------------|--------------|-------------------------|----------------------------|----------------------|--------------------------|---------------|---------------------------------|-------------------|
| | Mfg ID | Part Number | Serial # | Date in play | Ideal gross receipts | Ideal prizes | Value of unsold tickets | Gross receipts (E minus G) | Value of prizes paid | Net Receipts (H minus I) | Cash in hands | Cash long / (short) (K minus J) | Date game removed |
| 27 | AG | URVM778 | 7477526 | 28-Oct-21 | 15840.00 | 12000.00 | 165.00 | 15675.00 | 11650.00 | 4025.00 | 4015.00 | -10.00 | 30-Oct-21 |
| Total | | | | | 254800.00 | 194805.00 | 45995.00 | 208805.00 | 172285.00 | 36520.00 | 36506.00 | -14.00 | |

Schedule B2 — Lawful Gambling Report of Barcoded Games

Use this schedule to report pulltab, tipboard and paddleticket games that have been removed from play during the month. If you're reporting destroyed, fund-loss, defective or missing games, read instructions before completing.

| | | | |
|---|--|-----------------------------|--------------------------------|
| Federal ID number 41-1651968 | | Minnesota tax ID 1159222 | License number 04433 |
| Name of gambling site Clives Roadhouse | | Site permit number 015 | Month/year reported 10/2021 |
| | | Page 1 of 8 | |

Type of operation: ☒ Booth ☐ Bar-op ☐ Machine dispenser

Type of game (check one): ☒ Paper Pulltabs ☐ Electronic Pulltabs
☐ Sports Tipboards ☐ Progressive tipboards ☐ Paddletickets ☐ Tipboards
☐ Paddletickets (PW) ☐ Progressive pulltabs

Game status (check one):

☒ Played ☐ Destroyed with Revenue approval ☐ Reported as fund losses ☐ Defective ☐ Missing
☐ Fund loss game destroyed by Revenue

| | A Mfg ID | B Part Number | C Serial # | D Date in play | E Ideal gross receipts | F Ideal prizes | G Value of unsold tickets | H Gross receipts (E minus G) | I Value of prizes paid | J Net Receipts (H minus I) | K Cash in hands | L Cash long / (short) (K minus J) | M Date game removed |
|----|----------------|---------------------|---------------|-------------------|---------------------------------|----------------------|------------------------------------|---------------------------------------|------------------------------|----------------------------------|-----------------------|--|---------------------------|
| 1 | AG | CNA402 | 7515852 | 30-Sep-21 | 5376.00 | 4568.00 | 2422.00 | 2954.00 | 2890.00 | 64.00 | 64.00 | 0.00 | 01-Oct-21 |
| 2 | AG | CNA402 | 7519192 | 02-Oct-21 | 5376.00 | 4568.00 | 0.00 | 5376.00 | 4568.00 | 808.00 | 808.00 | 0.00 | 02-Oct-21 |
| 3 | AI | WA97-MN | 7S90637 | 01-Oct-21 | 5360.00 | 4556.00 | 2398.00 | 2962.00 | 2904.00 | 58.00 | 58.00 | 0.00 | 02-Oct-21 |
| 4 | AG | CNA402 | 7518697 | 02-Oct-21 | 5376.00 | 4568.00 | 1286.00 | 4090.00 | 3626.00 | 464.00 | 464.00 | 0.00 | 03-Oct-21 |
| 5 | TP | 42344-MN | 7J65767 | 01-Oct-21 | 5360.00 | 4555.00 | 2182.00 | 3178.00 | 3304.00 | -126.00 | -126.00 | 0.00 | 03-Oct-21 |
| 6 | AI | HY76-MN | 7U97716 | 02-Oct-21 | 5118.00 | 4350.00 | 1486.00 | 3632.00 | 3134.00 | 498.00 | 498.00 | 0.00 | 04-Oct-21 |
| 7 | AI | US68-MN | 7T39866 | 26-Sep-21 | 3159.00 | 2400.00 | 1180.00 | 1979.00 | 1450.00 | 529.00 | 529.00 | 0.00 | 04-Oct-21 |
| 8 | TP | 42344-MN | 7J66012 | 03-Oct-21 | 5360.00 | 4555.00 | 1426.00 | 3934.00 | 4023.00 | -89.00 | -89.00 | 0.00 | 05-Oct-21 |
| 9 | TP | 6419W-MN | 7H95412 | 25-Sep-21 | 5360.00 | 4200.00 | 2632.00 | 2728.00 | 2300.00 | 428.00 | 428.00 | 0.00 | 05-Oct-21 |
| 10 | AG | CNA402 | 7519182 | 03-Oct-21 | 5376.00 | 4568.00 | 1826.00 | 3550.00 | 3622.00 | -72.00 | -72.00 | 0.00 | 06-Oct-21 |
| 11 | AG | SKVM474 | 7492781 | 04-Oct-21 | 5328.00 | 4526.00 | 1284.00 | 4044.00 | 3386.00 | 658.00 | 658.00 | 0.00 | 06-Oct-21 |

Schedule B2 — Lawful Gambling Report of Barcoded Games

Use this schedule to report pulltab, tipboard and paddleticket games that have been removed from play during the month. If you're reporting destroyed, fund-loss, defective or missing games, read instructions before completing.

| | | | | | | | | | | |
|---|--|--|--|--|--|--|--|---------------------------------|--------------------------------|-------------------------|
| | | | | | | | | Federal ID number 41-1651968 | Minnesota tax ID 1159222 | License number 04433 |
| Name of gambling site Clives Roadhouse | | | | | | | | Site permit number 015 | Month/year reported 10/2021 | Page 2 of 8 |

| | A Mfg ID | B Part Number | C Serial # | D Date in play | E Ideal gross receipts | F Ideal prizes | G Value of unsold tickets | H Gross receipts (E minus G) | I Value of prizes paid | J Net Receipts (H minus I) | K Cash in hands | L Cash long / (short) (K minus J) | M Date game removed |
|----|----------------|---------------------|---------------|-------------------|---------------------------------|----------------------|------------------------------------|---------------------------------------|------------------------------|----------------------------------|-----------------------|--|---------------------------|
| 12 | AG | 777NB | 7527299 | 01-Oct-21 | 16200.00 | 12200.00 | 6430.00 | 9770.00 | 7300.00 | 2470.00 | 2470.00 | 0.00 | 07-Oct-21 |
| 13 | AG | CNA402 | 7518735 | 06-Oct-21 | 5376.00 | 4568.00 | 3256.00 | 2120.00 | 2620.00 | -500.00 | -500.00 | 0.00 | 07-Oct-21 |
| 14 | TP | 42344-MN | 7J65820 | 05-Oct-21 | 5360.00 | 4555.00 | 1264.00 | 4096.00 | 3573.00 | 523.00 | 523.00 | 0.00 | 07-Oct-21 |
| 15 | AG | CNA402 | 7518692 | 07-Oct-21 | 5376.00 | 4568.00 | 712.00 | 4664.00 | 3846.00 | 818.00 | 818.00 | 0.00 | 08-Oct-21 |
| 16 | AG | CNA402 | 7517688 | 08-Oct-21 | 5376.00 | 4568.00 | 2546.00 | 2830.00 | 2618.00 | 212.00 | 212.00 | 0.00 | 09-Oct-21 |
| 17 | AG | HOT05 | 7454706 | 07-Oct-21 | 11400.00 | 9690.00 | 6200.00 | 5200.00 | 3415.00 | 1785.00 | 1785.00 | 0.00 | 09-Oct-21 |
| 18 | AG | PLA402 | 7522705 | 09-Oct-21 | 5376.00 | 4568.00 | 760.00 | 4616.00 | 4038.00 | 578.00 | 578.00 | 0.00 | 09-Oct-21 |
| 19 | AG | PTM474 | 7510796 | 06-Oct-21 | 5328.00 | 4526.00 | 2874.00 | 2454.00 | 2466.00 | -12.00 | -12.00 | 0.00 | 09-Oct-21 |
| 20 | AG | CNA402 | 7517675 | 10-Oct-21 | 5376.00 | 4568.00 | 1382.00 | 3994.00 | 3362.00 | 632.00 | 632.00 | 0.00 | 10-Oct-21 |
| 21 | AG | CNA402 | 7517701 | 09-Oct-21 | 5376.00 | 4568.00 | 3692.00 | 1684.00 | 2096.00 | -412.00 | -412.00 | 0.00 | 10-Oct-21 |
| 22 | TP | 6471V-MN | 7H86259 | 04-Oct-21 | 3160.00 | 2400.00 | 816.00 | 2344.00 | 1400.00 | 944.00 | 944.00 | 0.00 | 10-Oct-21 |
| 23 | TP | 6502N-MN | 7H39820 | 05-Oct-21 | 5360.00 | 4200.00 | 2234.00 | 3126.00 | 2700.00 | 426.00 | 426.00 | 0.00 | 10-Oct-21 |
| 24 | TP | 42344-MN | 7J65725 | 07-Oct-21 | 5360.00 | 4555.00 | 2146.00 | 3214.00 | 2503.00 | 711.00 | 711.00 | 0.00 | 11-Oct-21 |
| 25 | AG | CNA402 | 7518022 | 10-Oct-21 | 5376.00 | 4568.00 | 176.00 | 5200.00 | 4478.00 | 722.00 | 722.00 | 0.00 | 12-Oct-21 |
| 26 | AG | CNA402 | 7517700 | 12-Oct-21 | 5376.00 | 4568.00 | 2238.00 | 3138.00 | 3364.00 | -226.00 | -226.00 | 0.00 | 13-Oct-21 |

Schedule B2 — Lawful Gambling Report of Barcoded Games

Use this schedule to report pulltab, tipboard and paddleticket games that have been removed from play during the month. If you're reporting destroyed, fund-loss, defective or missing games, read instructions before completing.

| | | | | | | | | | | |
|---|--|--|--|--|--|--|--|---------------------------------|--------------------------------|-------------------------|
| | | | | | | | | Federal ID number 41-1651968 | Minnesota tax ID 1159222 | License number 04433 |
| Name of gambling site Clives Roadhouse | | | | | | | | Site permit number 015 | Month/year reported 10/2021 | Page 3 of 8 |

| | A Mfg ID | B Part Number | C Serial # | D Date in play | E Ideal gross receipts | F Ideal prizes | G Value of unsold tickets | H Gross receipts (E minus G) | I Value of prizes paid | J Net Receipts (H minus I) | K Cash in hands | L Cash long / (short) (K minus J) | M Date game removed |
|----|----------------|---------------------|---------------|-------------------|---------------------------------|----------------------|------------------------------------|---------------------------------------|------------------------------|----------------------------------|-----------------------|--|---------------------------|
| 27 | AG | CNA402 | 7518038 | 13-Oct-21 | 5376.00 | 4568.00 | 2244.00 | 3132.00 | 3384.00 | -252.00 | -252.00 | 0.00 | 14-Oct-21 |
| 28 | AI | US68-MN | 7T40040 | 10-Oct-21 | 3159.00 | 2400.00 | 1661.00 | 1498.00 | 1050.00 | 448.00 | 448.00 | 0.00 | 14-Oct-21 |
| 29 | TP | 38001-MN | 7H39928 | 10-Oct-21 | 5360.00 | 4000.00 | 1448.00 | 3912.00 | 2800.00 | 1112.00 | 1112.00 | 0.00 | 14-Oct-21 |
| 30 | TP | 42344-MN | 7J65920 | 11-Oct-21 | 5360.00 | 4555.00 | 1830.00 | 3530.00 | 3200.00 | 330.00 | 330.00 | 0.00 | 14-Oct-21 |
| 31 | TP | 6665V-MN | 7J64634 | 09-Oct-21 | 5360.00 | 4556.00 | 3032.00 | 2328.00 | 2402.00 | -74.00 | -74.00 | 0.00 | 14-Oct-21 |
| 32 | AG | CNA402 | 7518243 | 15-Oct-21 | 5376.00 | 4568.00 | 0.00 | 5376.00 | 4552.00 | 824.00 | 824.00 | 0.00 | 15-Oct-21 |
| 33 | AG | CNA402 | 7518024 | 15-Oct-21 | 5376.00 | 4568.00 | 1808.00 | 3568.00 | 3012.00 | 556.00 | 556.00 | 0.00 | 16-Oct-21 |
| 34 | AG | MISM780 | 7419465 | 09-Oct-21 | 13680.00 | 11605.00 | 6970.00 | 6710.00 | 8196.00 | -1486.00 | -1486.00 | 0.00 | 16-Oct-21 |
| 35 | AG | SKVM474 | 7492788 | 14-Oct-21 | 5328.00 | 4526.00 | 3368.00 | 1960.00 | 2222.00 | -262.00 | -262.00 | 0.00 | 16-Oct-21 |
| 36 | TP | 42344-MN | 7J65880 | 15-Oct-21 | 5360.00 | 4555.00 | 956.00 | 4404.00 | 4355.00 | 49.00 | 49.00 | 0.00 | 16-Oct-21 |
| 37 | AG | CNA402 | 7517877 | 16-Oct-21 | 5376.00 | 4568.00 | 0.00 | 5376.00 | 4568.00 | 808.00 | 808.00 | 0.00 | 17-Oct-21 |
| 38 | AN | 3090CN-MN | 7J95670 | 15-Oct-21 | 5360.00 | 4200.00 | 1918.00 | 3442.00 | 2950.00 | 492.00 | 492.00 | 0.00 | 17-Oct-21 |
| 39 | AG | CNA402 | 7520939 | 16-Oct-21 | 5376.00 | 4568.00 | 2336.00 | 3040.00 | 2646.00 | 394.00 | 394.00 | 0.00 | 18-Oct-21 |
| 40 | AG | HOT05 | 7526487 | 16-Oct-21 | 11400.00 | 9690.00 | 4310.00 | 7090.00 | 6415.00 | 675.00 | 675.00 | 0.00 | 18-Oct-21 |
| 41 | AG | PTHM474 | 7510838 | 16-Oct-21 | 5328.00 | 4526.00 | 2564.00 | 2764.00 | 2450.00 | 314.00 | 314.00 | 0.00 | 18-Oct-21 |

Schedule B2 — Lawful Gambling Report of Barcoded Games

Use this schedule to report pulltab, tipboard and paddleticket games that have been removed from play during the month. If you're reporting destroyed, fund-loss, defective or missing games, read instructions before completing.

| | | | | | | | | | | |
|---|--|--|--|--|--|--|--|---------------------------------|--------------------------------|-------------------------|
| | | | | | | | | Federal ID number 41-1651968 | Minnesota tax ID 1159222 | License number 04433 |
| Name of gambling site Clives Roadhouse | | | | | | | | Site permit number 015 | Month/year reported 10/2021 | Page 4 of 8 |

| | A Mfg ID | B Part Number | C Serial # | D Date in play | E Ideal gross receipts | F Ideal prizes | G Value of unsold tickets | H Gross receipts (E minus G) | I Value of prizes paid | J Net Receipts (H minus I) | K Cash in hands | L Cash long / (short) (K minus J) | M Date game removed |
|----|----------------|---------------------|---------------|-------------------|---------------------------------|----------------------|------------------------------------|---------------------------------------|------------------------------|----------------------------------|-----------------------|--|---------------------------|
| 42 | TP | 6356V-MN | 7J63705 | 14-Oct-21 | 3160.00 | 2400.00 | 1561.00 | 1599.00 | 1350.00 | 249.00 | 249.00 | 0.00 | 18-Oct-21 |
| 43 | AG | CNA402 | 7520937 | 18-Oct-21 | 5376.00 | 4568.00 | 840.00 | 4536.00 | 3912.00 | 624.00 | 624.00 | 0.00 | 20-Oct-21 |
| 44 | AG | PBSV421A | 7536812 | 18-Oct-21 | 5184.00 | 4406.00 | 1124.00 | 4060.00 | 3120.00 | 940.00 | 940.00 | 0.00 | 20-Oct-21 |
| 45 | TP | 42344-MN | 7J65900 | 16-Oct-21 | 5360.00 | 4555.00 | 118.00 | 5242.00 | 4535.00 | 707.00 | 707.00 | 0.00 | 21-Oct-21 |
| 46 | TP | 6846W-MN | 7J56398 | 18-Oct-21 | 2320.00 | 1800.00 | 1232.00 | 1088.00 | 575.00 | 513.00 | 513.00 | 0.00 | 21-Oct-21 |
| 47 | AI | WA97-MN | 7R43715 | 20-Oct-21 | 5360.00 | 4556.00 | 1636.00 | 3724.00 | 3958.00 | -234.00 | -234.00 | 0.00 | 22-Oct-21 |
| 48 | TP | 42344-MN | 7J65915 | 21-Oct-21 | 5360.00 | 4555.00 | 1662.00 | 3698.00 | 3814.00 | -116.00 | -116.00 | 0.00 | 22-Oct-21 |
| 49 | AG | CNA402 | 7518239 | 20-Oct-21 | 5376.00 | 4568.00 | 900.00 | 4476.00 | 3738.00 | 738.00 | 738.00 | 0.00 | 23-Oct-21 |
| 50 | AN | 3540D-MN | 7H94761 | 17-Oct-21 | 5520.00 | 4350.00 | 1106.00 | 4414.00 | 3750.00 | 664.00 | 664.00 | 0.00 | 23-Oct-21 |
| 51 | AG | CNA402 | 7520940 | 23-Oct-21 | 5376.00 | 4568.00 | 3848.00 | 1528.00 | 2050.00 | -522.00 | -522.00 | 0.00 | 24-Oct-21 |
| 52 | AG | CNA402 | 7520941 | 24-Oct-21 | 5376.00 | 4568.00 | 210.00 | 5166.00 | 4472.00 | 694.00 | 694.00 | 0.00 | 24-Oct-21 |
| 53 | AN | 3091CN-MN | 7J95844 | 21-Oct-21 | 3160.00 | 2400.00 | 1099.00 | 2061.00 | 1600.00 | 461.00 | 461.00 | 0.00 | 24-Oct-21 |
| 54 | AN | 3540D-MN | 7H94758 | 23-Oct-21 | 5520.00 | 4350.00 | 1924.00 | 3596.00 | 2450.00 | 1146.00 | 1146.00 | 0.00 | 24-Oct-21 |
| 55 | TP | 42344-MN | 7J65840 | 22-Oct-21 | 5360.00 | 4555.00 | 3336.00 | 2024.00 | 1051.00 | 973.00 | 973.00 | 0.00 | 24-Oct-21 |
| 56 | AG | 777NB | 7527252 | 18-Oct-21 | 16200.00 | 12200.00 | 8435.00 | 7765.00 | 5650.00 | 2115.00 | 2115.00 | 0.00 | 25-Oct-21 |

Schedule B2 — Lawful Gambling Report of Barcoded Games

Use this schedule to report pulltab, tipboard and paddleticket games that have been removed from play during the month. If you're reporting destroyed, fund-loss, defective or missing games, read instructions before completing.

| | | | | | | | | | | |
|---|--|--|--|--|--|--|--|---------------------------------|--------------------------------|-------------------------|
| | | | | | | | | Federal ID number 41-1651968 | Minnesota tax ID 1159222 | License number 04433 |
| Name of gambling site Clives Roadhouse | | | | | | | | Site permit number 015 | Month/year reported 10/2021 | Page 5 of 8 |

| | A Mfg ID | B Part Number | C Serial # | D Date in play | E Ideal gross receipts | F Ideal prizes | G Value of unsold tickets | H Gross receipts (E minus G) | I Value of prizes paid | J Net Receipts (H minus I) | K Cash in hands | L Cash long / (short) (K minus J) | M Date game removed |
|----|----------------|---------------------|---------------|-------------------|---------------------------------|----------------------|------------------------------------|---------------------------------------|------------------------------|----------------------------------|-----------------------|--|---------------------------|
| 57 | AN | 3695F-MN | 7J89469 | 22-Oct-21 | 5200.00 | 4414.00 | 2080.00 | 3120.00 | 3098.00 | 22.00 | 22.00 | 0.00 | 25-Oct-21 |
| 58 | AG | CNA402 | 7520664 | 24-Oct-21 | 5376.00 | 4568.00 | 1630.00 | 3746.00 | 3234.00 | 512.00 | 512.00 | 0.00 | 26-Oct-21 |
| 59 | AG | CNA402 | 7520667 | 26-Oct-21 | 5376.00 | 4568.00 | 202.00 | 5174.00 | 4430.00 | 744.00 | 744.00 | 0.00 | 26-Oct-21 |
| 60 | TP | 42344-MN | 7J65961 | 24-Oct-21 | 5360.00 | 4555.00 | 1010.00 | 4350.00 | 4005.00 | 345.00 | 345.00 | 0.00 | 26-Oct-21 |
| 61 | AG | CNA402 | 7520672 | 26-Oct-21 | 5376.00 | 4568.00 | 2224.00 | 3152.00 | 2774.00 | 378.00 | 378.00 | 0.00 | 28-Oct-21 |
| 62 | TP | 42344-MN | 7J65813 | 26-Oct-21 | 5360.00 | 4555.00 | 0.00 | 5360.00 | 4455.00 | 905.00 | 905.00 | 0.00 | 28-Oct-21 |
| 63 | AG | CNA402 | 7520663 | 28-Oct-21 | 5376.00 | 4568.00 | 908.00 | 4468.00 | 4008.00 | 460.00 | 460.00 | 0.00 | 29-Oct-21 |
| 64 | AG | HOT05 | 7526220 | 25-Oct-21 | 11400.00 | 9690.00 | 4770.00 | 6630.00 | 5765.00 | 865.00 | 865.00 | 0.00 | 29-Oct-21 |
| 65 | AG | PTM474 | 7510931 | 25-Oct-21 | 5328.00 | 4526.00 | 1158.00 | 4170.00 | 3454.00 | 716.00 | 716.00 | 0.00 | 29-Oct-21 |
| 66 | TP | 42344-MN | 7J65775 | 28-Oct-21 | 5360.00 | 4555.00 | 0.00 | 5360.00 | 4555.00 | 805.00 | 805.00 | 0.00 | 29-Oct-21 |
| 67 | AG | BOOTY175 | 7544959 | 24-Oct-21 | 3168.00 | 2350.00 | 987.00 | 2181.00 | 1350.00 | 831.00 | 831.00 | 0.00 | 30-Oct-21 |
| 68 | AG | CNA402 | 7520619 | 29-Oct-21 | 5376.00 | 4568.00 | 1230.00 | 4146.00 | 3626.00 | 520.00 | 520.00 | 0.00 | 30-Oct-21 |
| 69 | TP | 42344-MN | 7J65807 | 29-Oct-21 | 5360.00 | 4555.00 | 706.00 | 4654.00 | 4415.00 | 239.00 | 239.00 | 0.00 | 30-Oct-21 |
| 70 | AG | CNA402 | 7520614 | 30-Oct-21 | 5376.00 | 4568.00 | 562.00 | 4814.00 | 4098.00 | 716.00 | 716.00 | 0.00 | 31-Oct-21 |

Schedule B2 — Lawful Gambling Report of Barcoded Games

Use this schedule to report pulltab, tipboard and paddleticket games that have been removed from play during the month. If you're reporting destroyed, fund-loss, defective or missing games, read instructions before completing.

| | | | | | | |
|---|--|--|--|---------------------------------|--------------------------------|-------------------------|
| | | | | Federal ID number 41-1651968 | Minnesota tax ID 1159222 | License number 04433 |
| Name of gambling site Clives Roadhouse | | | | Site permit number 015 | Month/year reported 10/2021 | Page 6 of 8 |

| A Mfg ID | B Part Number | C Serial # | D Date in play | E Ideal gross receipts | F Ideal prizes | G Value of unsold tickets | H Gross receipts (E minus G) | I Value of prizes paid | J Net Receipts (H minus I) | K Cash in hands | L Cash long / (short) (K minus J) | M Date game removed |
|----------------|---------------------|---------------|-------------------|---------------------------------|----------------------|------------------------------------|---------------------------------------|------------------------------|----------------------------------|-----------------------|--|---------------------------|
| Total | | | | 407100.00 | 338544.00 | 135791.00 | 271309.00 | 238480.00 | 32829.00 | 32829.00 | 0.00 | |

Schedule B2 — Lawful Gambling Report of Barcoded Games

Use this schedule to report pulltab, tipboard and paddleticket games that have been removed from play during the month. If you're reporting destroyed, fund-loss, defective or missing games, read instructions before completing.

| | | | |
|---|--|-----------------------------|--------------------------------|
| Federal ID number 41-1651968 | | Minnesota tax ID 1159222 | License number 04433 |
| Name of gambling site Clives Roadhouse | | Site permit number 015 | Month/year reported 10/2021 |
| | | Page 7 of 8 | |

Type of operation: ☒ Booth ☐ Bar-op ☐ Machine dispenser

Type of game (check one): ☐ Paper Pulltabs ☐ Electronic Pulltabs
☐ Sports Tipboards ☐ Progressive tipboards ☐ Paddletickets ☒ Tipboards
☐ Paddletickets (PW) ☐ Progressive pulltabs

Game status (check one):

☒ Played ☐ Destroyed with Revenue approval ☐ Reported as fund losses ☐ Defective ☐ Missing
☐ Fund loss game destroyed by Revenue

| | A Mfg ID | B Part Number | C Serial # | D Date in play | E Ideal gross receipts | F Ideal prizes | G Value of unsold tickets | H Gross receipts (E minus G) | I Value of prizes paid | J Net Receipts (H minus I) | K Cash in hands | L Cash long / (short) (K minus J) | M Date game removed |
|----|----------------|---------------------|---------------|-------------------|---------------------------------|----------------------|------------------------------------|---------------------------------------|------------------------------|----------------------------------|-----------------------|--|---------------------------|
| 71 | AG | SNP120 | 6829309 | 15-Oct-21 | 30.00 | 20.00 | 0.00 | 30.00 | 20.00 | 10.00 | 10.00 | 0.00 | 15-Oct-21 |
| 72 | AG | SNP120 | 6829311 | 15-Oct-21 | 30.00 | 20.00 | 0.00 | 30.00 | 20.00 | 10.00 | 10.00 | 0.00 | 15-Oct-21 |
| 73 | AG | SNP120 | 6829313 | 15-Oct-21 | 30.00 | 20.00 | 0.00 | 30.00 | 20.00 | 10.00 | 10.00 | 0.00 | 15-Oct-21 |
| 74 | AG | SNP120 | 6829315 | 15-Oct-21 | 30.00 | 20.00 | 0.00 | 30.00 | 20.00 | 10.00 | 10.00 | 0.00 | 15-Oct-21 |
| 75 | AG | SNP120 | 6829317 | 15-Oct-21 | 30.00 | 20.00 | 0.00 | 30.00 | 20.00 | 10.00 | 10.00 | 0.00 | 15-Oct-21 |
| 76 | AG | SNP120 | 6830494 | 15-Oct-21 | 30.00 | 20.00 | 0.00 | 30.00 | 20.00 | 10.00 | 10.00 | 0.00 | 15-Oct-21 |
| 77 | AG | SNP120 | 6830496 | 15-Oct-21 | 30.00 | 20.00 | 0.00 | 30.00 | 20.00 | 10.00 | 10.00 | 0.00 | 15-Oct-21 |
| 78 | AG | SNP120 | 6830497 | 15-Oct-21 | 30.00 | 20.00 | 0.00 | 30.00 | 20.00 | 10.00 | 10.00 | 0.00 | 15-Oct-21 |
| 79 | AG | SNP120 | 6830499 | 15-Oct-21 | 30.00 | 20.00 | 0.00 | 30.00 | 20.00 | 10.00 | 10.00 | 0.00 | 15-Oct-21 |
| 80 | AG | SNP120 | 6830501 | 15-Oct-21 | 30.00 | 20.00 | 0.00 | 30.00 | 20.00 | 10.00 | 10.00 | 0.00 | 15-Oct-21 |

Schedule B2 — Lawful Gambling Report of Barcoded Games

Use this schedule to report pulltab, tipboard and paddleticket games that have been removed from play during the month. If you're reporting destroyed, fund-loss, defective or missing games,read instructions before completing.

| | | | | | | |
|---|--|--|--|---------------------------------|--------------------------------|-------------------------|
| | | | | Federal ID number 41-1651968 | Minnesota tax ID 1159222 | License number 04433 |
| Name of gambling site Clives Roadhouse | | | | Site permit number 015 | Month/year reported 10/2021 | Page 8 of 8 |

| A | B | C | D | E | F | G | H | I | J | K | L | M |
|--------|-------------|----------|--------------|----------------------|--------------|-------------------------|----------------------------|----------------------|--------------------------|---------------|---------------------------------|-------------------|
| Mfg ID | Part Number | Serial # | Date in play | Ideal gross receipts | Ideal prizes | Value of unsold tickets | Gross receipts (E minus G) | Value of prizes paid | Net Receipts (H minus I) | Cash in hands | Cash long / (short) (K minus J) | Date game removed |
| Total | | | | 300.00 | 200.00 | 0.00 | 300.00 | 200.00 | 100.00 | 100.00 | 0.00 | |

Schedule B2 — Lawful Gambling Report of Barcoded Games

Use this schedule to report pulltab, tipboard and paddleticket games that have been removed from play during the month. If you're reporting destroyed, fund-loss, defective or missing games, read instructions before completing.

| | | | |
|--|--|-----------------------------|--------------------------------|
| Federal ID number 41-1651968 | | Minnesota tax ID 1159222 | License number 04433 |
| Name of gambling site Ineffable Brewing Company | | Site permit number 018 | Month/year reported 10/2021 |
| | | Page 1 of 1 | |

Type of operation: ☐ Booth ☒ Bar-op ☐ Machine dispenser

Type of game (check one): ☒ Paper Pulltabs ☐ Electronic Pulltabs
☐ Sports Tipboards ☐ Progressive tipboards ☐ Paddletickets ☐ Tipboards
☐ Paddletickets (PW) ☐ Progressive pulltabs

Game status (check one):

☒ Played ☐ Destroyed with Revenue approval ☐ Reported as fund losses ☐ Defective ☐ Missing
☐ Fund loss game destroyed by Revenue

| | A Mfg ID | B Part Number | C Serial # | D Date in play | E Ideal gross receipts | F Ideal prizes | G Value of unsold tickets | H Gross receipts (E minus G) | I Value of prizes paid | J Net Receipts (H minus I) | K Cash in hands | L Cash long / (short) (K minus J) | M Date game removed |
|--------------|----------------|---------------------|---------------|-------------------|---------------------------------|----------------------|------------------------------------|---------------------------------------|------------------------------|----------------------------------|-----------------------|--|---------------------------|
| 1 | TP | 6642U-MN | 7F16698 | 28-Sep-21 | 5360.00 | 4200.00 | 2320.00 | 3040.00 | 3150.00 | -110.00 | -110.00 | 0.00 | 09-Oct-21 |
| 2 | TP | 38001-MN | 7H39953 | 09-Oct-21 | 5360.00 | 4000.00 | 4036.00 | 1324.00 | 700.00 | 624.00 | 624.00 | 0.00 | 18-Oct-21 |
| 3 | TP | 7679E-MN | 7C39548 | 22-Sep-21 | 3160.00 | 2400.00 | 1980.00 | 1180.00 | 1150.00 | 30.00 | 30.00 | 0.00 | 18-Oct-21 |
| 4 | TP | 6290U-MN | 7F15426 | 18-Oct-21 | 3160.00 | 2400.00 | 2295.00 | 865.00 | 400.00 | 465.00 | 465.00 | 0.00 | 28-Oct-21 |
| Total | | | | | 17040.00 | 13000.00 | 10631.00 | 6409.00 | 5400.00 | 1009.00 | 1009.00 | 0.00 | |

Schedule B2 — Lawful Gambling Report of Barcoded Games

Use this schedule to report pulltab, tipboard and paddleticket games that have been removed from play during the month. If you're reporting destroyed, fund-loss, defective or missing games, read instructions before completing.

| | | | |
|--|--|-----------------------------|--------------------------------|
| Federal ID number 41-1651968 | | Minnesota tax ID 1159222 | License number 04433 |
| Name of gambling site Jensen's Cafe | | Site permit number 019 | Month/year reported 10/2021 |
| | | Page 1 of 1 | |

Type of operation: ☐ Booth ☒ Bar-op ☐ Machine dispenser

Type of game (check one): ☒ Paper Pulltabs ☐ Electronic Pulltabs
☐ Sports Tipboards ☐ Progressive tipboards ☐ Paddletickets ☐ Tipboards
☐ Paddletickets (PW) ☐ Progressive pulltabs

Game status (check one):

☒ Played ☐ Destroyed with Revenue approval ☐ Reported as fund losses ☐ Defective ☐ Missing
☐ Fund loss game destroyed by Revenue

| | A Mfg ID | B Part Number | C Serial # | D Date in play | E Ideal gross receipts | F Ideal prizes | G Value of unsold tickets | H Gross receipts (E minus G) | I Value of prizes paid | J Net Receipts (H minus I) | K Cash in hands | L Cash long / (short) (K minus J) | M Date game removed |
|--------------|----------------|---------------------|---------------|-------------------|---------------------------------|----------------------|------------------------------------|---------------------------------------|------------------------------|----------------------------------|-----------------------|--|---------------------------|
| 1 | AG | CNA402 | 7515811 | 25-Sep-21 | 5376.00 | 4568.00 | 420.00 | 4956.00 | 4346.00 | 610.00 | 600.00 | -10.00 | 03-Oct-21 |
| 2 | AG | CNA402 | 7515814 | 04-Oct-21 | 5376.00 | 4568.00 | 808.00 | 4568.00 | 4210.00 | 358.00 | 323.00 | -35.00 | 13-Oct-21 |
| 3 | AG | CNA402 | 7515816 | 13-Oct-21 | 5376.00 | 4568.00 | 182.00 | 5194.00 | 4490.00 | 704.00 | 632.00 | -72.00 | 20-Oct-21 |
| 4 | AG | CNA402 | 7515817 | 20-Oct-21 | 5376.00 | 4568.00 | 1266.00 | 4110.00 | 3566.00 | 544.00 | 540.00 | -4.00 | 27-Oct-21 |
| 5 | TP | 7616E-MN | 6Z58615 | 24-Sep-21 | 5360.00 | 4200.00 | 900.00 | 4460.00 | 3700.00 | 760.00 | 750.00 | -10.00 | 27-Oct-21 |
| Total | | | | | 26864.00 | 22472.00 | 3576.00 | 23288.00 | 20312.00 | 2976.00 | 2845.00 | -131.00 | |

Schedule B2 — Lawful Gambling Report of Barcoded Games

Use this schedule to report pulltab, tipboard and paddleticket games that have been removed from play during the month. If you're reporting destroyed, fund-loss, defective or missing games, read instructions before completing.

| | | | |
|--|--|-----------------------------|--------------------------------|
| Federal ID number 41-1651968 | | Minnesota tax ID 1159222 | License number 04433 |
| Name of gambling site Bricksworth Beer Co | | Site permit number 020 | Month/year reported 10/2021 |
| | | Page 1 of 1 | |

Type of operation: ☐ Booth ☒ Bar-op ☐ Machine dispenser

Type of game (check one): ☒ Paper Pulltabs ☐ Electronic Pulltabs
☐ Sports Tipboards ☐ Progressive tipboards ☐ Paddletickets ☐ Tipboards
☐ Paddletickets (PW) ☐ Progressive pulltabs

Game status (check one):

☒ Played ☐ Destroyed with Revenue approval ☐ Reported as fund losses ☐ Defective ☐ Missing
☐ Fund loss game destroyed by Revenue

| | A Mfg ID | B Part Number | C Serial # | D Date in play | E Ideal gross receipts | F Ideal prizes | G Value of unsold tickets | H Gross receipts (E minus G) | I Value of prizes paid | J Net Receipts (H minus I) | K Cash in hands | L Cash long / (short) (K minus J) | M Date game removed |
|--------------|----------------|---------------------|---------------|-------------------|---------------------------------|----------------------|------------------------------------|---------------------------------------|------------------------------|----------------------------------|-----------------------|--|---------------------------|
| 1 | AG | AZEV175 | 7488059 | 07-Sep-21 | 3168.00 | 2350.00 | 2143.00 | 1025.00 | 950.00 | 75.00 | 75.00 | 0.00 | 05-Oct-21 |
| 2 | TP | 43446-MN | 7C68211 | 07-Sep-21 | 5360.00 | 4200.00 | 2962.00 | 2398.00 | 1900.00 | 498.00 | 498.00 | 0.00 | 05-Oct-21 |
| 3 | AI | US68-MN | 7T39985 | 28-Sep-21 | 3159.00 | 2400.00 | 1583.00 | 1576.00 | 800.00 | 776.00 | 776.00 | 0.00 | 12-Oct-21 |
| 4 | AG | LKNV175 | 7488613 | 05-Oct-21 | 3168.00 | 2350.00 | 1860.00 | 1308.00 | 850.00 | 458.00 | 458.00 | 0.00 | 20-Oct-21 |
| 5 | AN | 3508F-MN | 7H91288 | 05-Oct-21 | 5360.00 | 4200.00 | 2950.00 | 2410.00 | 1650.00 | 760.00 | 760.00 | 0.00 | 26-Oct-21 |
| Total | | | | | 20215.00 | 15500.00 | 11498.00 | 8717.00 | 6150.00 | 2567.00 | 2567.00 | 0.00 | |

Worksheet E — Lawful Gambling Combined Receipts Tax

Complete this schedule to determine if you owe tax on combined receipts. Report gambling activity from July 1 through June 30 of the next year. Start over at zero each July 1. Keep this schedule to use when completing next month's Worksheet E. Do not mail it to the Minnesota Department of Revenue.

| | | | |
|---|---------------------------------|------------------------------------|-------------------------|
| | Federal ID number 41-1651968 | Minnesota tax ID number 1159222 | License number 04433 |
| Organization name Burnsville Hockey Club | Month/year reported 10/2021 | | |

| | | | | |
|---|----|---|----|-----------|
| Receipts | 1 | Interest and other income (from this month's Form G1, line 5, Column C) | 1 | 0.00 |
| | 2 | Receipts from electronic linked bingo games (from this month's Form G1, line 6, Column C) | 2 | 0.00 |
| | 3 | Receipts from tipboard games (from this month's Form G1, line 7, Column C) | 3 | 100.00 |
| | 4 | Receipts from paper pull-tab games (from this month's Form G1, line 8, Column C) | 4 | 75901.00 |
| | 5 | Receipts from electronic pull-tab games (from this month's Form G1, line 9, Column C) | 5 | 4500.80 |
| | 6 | Add lines 1 through 5. | 6 | 80501.80 |
| | 7 | Amount from last month's Worksheet E, line 8 (enter zero if this is the July Worksheet E) | 7 | 239413.20 |
| | 8 | Add lines 6 and 7. | 8 | 319915.00 |
| Tax | 9 | Go to the table below, determine the tax for line 8 and enter it here | 9 | 82094.00 |
| | 10 | Amount from last month's Worksheet E, line 9 (enter zero if this is the July Schedule E) | 10 | 53114.00 |
| | 11 | Combined receipts tax due (subtract line 10 from line 9). | 11 | 28980.00 |
| Enter the result here and on this month's Form G1. If positive, enter on line 13 of Form G1. If negative, enter the amount on line 19 of Form G1. | | | | |

Combined Receipts Tax Table

If line 8 is :

| over | but no more than | subtract from line 8 | multiply result by | add |
|-----------------------------------|------------------|-------------------------|-----------------------|----------|
| \$0 | \$87,500 | | 9% (.09) | \$0 |
| \$87,500 | \$122,500 | \$87,500 | 18% (.18) | \$7,875 |
| \$122,500 | \$157,500 | \$122,500 | 27% (.27) | \$14,175 |
| \$157,500 | | \$157,500 | 36% (.36) | \$23,625 |
| Enter the result on line 9 above. | | | | |

Lawful Gambling Fund Reconciliation

| | | |
|------------------------|----------------|---------------------|
| Organization name | License number | Month/year reported |
| Burnsville Hockey Club | 04433 | 10/2021 |

Checking Account

| | | | |
|---|--|---|----------|
| 1 | End-of-month checking account balance from bank statements (include from all checking accounts)..... | 1 | 59690.11 |
| 2 | Deposits made during the month that are not included on bank statement..... | 2 | 0.00 |
| | Add lines 1 and 2..... | | 59690.11 |
| 3 | Checks written during the month that are not included on bank statement..... | 3 | 0.00 |
| 4 | End-of-month reconciled checking account balance (subtract line 4 from line 3)..... | 4 | 59690.11 |

Additions

| | | | |
|----|--|----|----------|
| 5 | End-of-month cash balance in starting cash banks (from this month's Form G1, line 24)..... | 5 | 14000.00 |
| 6 | Cash received but not deposited by month end from sales of games reported on LG100A (do not list amounts included on line 2 above)..... | 6 | 10085.00 |
| 7 | Total in savings accounts and other non-checking accounts..... | 7 | 0.00 |
| 8 | Fund loss requests for profit carryover adjustments submitted to Gambling Control Board, but not yet acted upon by the board..... | 8 | 17879.00 |
| 9 | Amounts to be reimbursed for denied fund loss requests, or for fund losses for which a profit carryover adjustment has not been requested..... | 9 | 0.00 |
| 10 | End-of-month value of merchandise prize inventory | 10 | 483.41 |
| 11 | Other additions | 11 | 0.00 |
| 12 | Total additions (add lines 5 through 11)..... | 12 | 42447.41 |

Subtractions

| | | | |
|----|--|----|---------|
| 13 | Linked bingo prize amount payable to (receivable from) linked bingo provider..... | 13 | 0.00 |
| 14 | Receipts deposited from games still in play that are not included on LG100A..... | 14 | 0.00 |
| 15 | End-of-month amount due for loans made to gambling fund..... | 15 | 0.00 |
| 16 | Total unpaid invoices for merchandise prizes..... | 16 | 1205.47 |
| 17 | Calendar raffle and other prizes reported on an LG100A that have not yet been paid to winner(s)... | 17 | 0.00 |
| 18 | Other subtractions | 18 | 0.00 |
| 19 | Total subtractions (add lines 13 through 18)..... | 19 | 1205.47 |

Reconciliation

| | | | |
|----|--|----|-----------|
| 20 | Reconciled gambling fund balance (subtract line 19 from sum of lines 4 and 12)..... | 20 | 100932.05 |
| 21 | Gross profits for the month (total of all schedules A, line 11C)..... | 21 | 82721.58 |
| 22 | Total lawful purpose expenditures (Total from LG100C)..... | 22 | 83457.00 |
| 23 | Allowable expenses (Form G1, line 24)..... | 23 | 32615.91 |
| 24 | Profit carryover increase (decrease) (line 21 less sum of lines 22 and 23)..... | 24 | -33351.33 |
| 25 | Profit carryover (from prior month's Schedule F, line 27)..... | 25 | 134283.38 |
| 26 | Approved adjustments by the Gambling Control Board (required written approval)..... | 26 | 0.00 |
| 27 | Profit carryover for this month (add lines 24 through 26)..... | 27 | 100932.05 |
| 28 | Profit carryover variance (subtract line 27 from 20; if lines 20 and 27 do not match, see instructions)..... | 28 | 0.00 |

Explanations

In the space below, briefly explain other additions reported on line 11 and/or other subtractions reported on line 18:

Schedule C : Lawful Purpose Expenditures

| Organization Name Burnsville Hockey Club | | | | License Number 04433 | | | | |
|--|-----------------------------|--------|--|------------------------|---------|-------------------------------------|------|----------|
| Month/year 10/2021 | | | Is this an amended Schedule C ? <input type="checkbox"/> Yes <input type="checkbox"/> No | | | Page 1 of 1 | | |
| Schedule C: Lawful Purpose Expenditures | | | | | | | | |
| Membership Approval Date | Check or electronic payment | | Payment to | Description (Purpose) | Premise | If approved by GCB enter date | Code | Amount |
| | Date | Number | | | | | | |
| 27-Oct-2021 | 21-Oct-2021 | ET | Mn Dept Of Revenue | | 011 | | A08T | 19601.95 |
| 27-Oct-2021 | 21-Oct-2021 | ET | Mn Dept Of Revenue | | 015 | | A08T | 11679.50 |
| 27-Oct-2021 | 21-Oct-2021 | ET | Mn Dept Of Revenue | | 016 | | A08T | 0.00 |
| 27-Oct-2021 | 21-Oct-2021 | ET | Mn Dept Of Revenue | | 018 | | A08T | 132.86 |
| 27-Oct-2021 | 21-Oct-2021 | ET | Mn Dept Of Revenue | | 019 | | A08T | 1438.18 |
| 27-Oct-2021 | 21-Oct-2021 | ET | Mn Dept Of Revenue | | 020 | | A08T | 354.12 |
| 27-Oct-2021 | 21-Oct-2021 | ET | Mn Dept Of Revenue | | 999 | | A08T | 250.39 |
| 04-Oct-2021 | 13-Oct-2021 | 6336 | Burnsville Hockey Club | Donation | 015 | | A01 | 50000.00 |
| | | | | | | | | 83457 |

Bank Register

Burnsville Hockey Club

From 01 Oct 2021 to 31 Oct 2021, Bank Account: All

| Date | Check # | Payee Category | Memo/Premise | Payment | Status | Deposit | Balance |
|-------------|---------|---|--|----------|--------|----------|------------|
| 01 Oct 2021 | | Clives E-Tab cash bank Initial Start Bank | Clives Roadhouse | 0.00 | R | 1,000.00 | 93,045.38 |
| 01 Oct 2021 | | Multiple Gaming Income : Pull Tab | Clives Roadhouse | 0.00 | R | 2,696.00 | 95,741.38 |
| 01 Oct 2021 | | Multiple Gaming Income : Pull Tab | Tin Shed Tavern | 0.00 | R | 6,458.00 | 102,199.38 |
| 01 Oct 2021 | | eGamingPT015 Gaming Income : eGaming | Clives Roadhouse | 0.00 | R | 466.00 | 102,665.38 |
| 01 Oct 2021 | 5311 | L&S Accounting Accounting and Legal Services | Off Site Burnsville Civic Center Park 1/Ice Center | 1,070.00 | R | 0.00 | 101,595.38 |
| 04 Oct 2021 | | Multiple Gaming Income : Pull Tab | Clives Roadhouse | 0.00 | R | 1,268.00 | 102,863.38 |
| 04 Oct 2021 | 6335 | central gaming services Misc. Services and Supplies - Equipment and Repairs | Bricksworth Beer Co | 540.00 | R | 0.00 | 102,323.38 |
| 04 Oct 2021 | D-Debit | Payroll Compensation and Payroll Taxes | Split | 3,519.53 | R | 0.00 | 98,803.85 |
| 04 Oct 2021 | D-Debit | Target Misc. Services and Supplies - General | Split | 21.61 | R | 0.00 | 98,782.24 |
| 04 Oct 2021 | D-Debit | Buckingham Co Misc. Services and Supplies - General | Split | 577.18 | R | 0.00 | 98,205.06 |
| 05 Oct 2021 | | Multiple Gaming Income : Pull Tab | Tin Shed Tavern | 0.00 | R | 2,311.00 | 100,516.06 |
| 05 Oct 2021 | | Multiple Gaming Income : Pull Tab | Clives Roadhouse | 0.00 | R | 1,027.00 | 101,543.06 |
| 05 Oct 2021 | D-Debit | Payroll Compensation and Payroll Taxes | Split | 79.56 | R | 0.00 | 101,463.50 |
| 06 Oct 2021 | | Multiple Gaming Income : Pull Tab | Clives Roadhouse | 0.00 | R | 339.00 | 101,802.50 |
| 06 Oct 2021 | D-Debit | IRS Compensation and Payroll Taxes | Split | 775.08 | R | 0.00 | 101,027.42 |
| 07 Oct 2021 | | Multiple Gaming Income : Pull Tab | Bricksworth Beer Co | 0.00 | R | 573.00 | 101,600.42 |
| 07 Oct 2021 | | 7H39829 Gaming Income : Pull Tab | Tin Shed Tavern | 0.00 | R | 208.00 | 101,808.42 |
| 07 Oct 2021 | | Multiple Gaming Income : Pull Tab | Clives Roadhouse | 0.00 | R | 2,556.00 | 104,364.42 |
| 08 Oct 2021 | | Multiple Gaming Income : Pull Tab | Clives Roadhouse | 0.00 | R | 1,341.00 | 105,705.42 |
| 08 Oct 2021 | | eGamingPT015 Gaming Income : eGaming | Clives Roadhouse | 0.00 | R | 2,000.00 | 107,705.42 |
| 12 Oct 2021 | | Multiple Gaming Income : Pull Tab | Tin Shed Tavern | 0.00 | R | 6,887.00 | 114,592.42 |
| 12 Oct 2021 | | Multiple Gaming Income : Pull Tab | Clives Roadhouse | 0.00 | R | 4,153.00 | 118,745.42 |
| 12 Oct 2021 | 5324 | pulltabs plus E-Pulltab Equipment and Revenue Share | Clives Roadhouse | 75.63 | R | 0.00 | 118,669.79 |
| 12 Oct 2021 | 5327 | Cassandra Worsley Merchandise Prize | Clives Roadhouse | 200.00 | R | 0.00 | 118,469.79 |

Bank Register

Burnsville Hockey Club

From 01 Oct 2021 to 31 Oct 2021, Bank Account: All

| Date | Check # | Payee Category | Memo/Premise | Payment | Status | Deposit | Balance |
|-------------|---------|--|-----------------------------------|-----------|--------|----------|------------|
| 13 Oct 2021 | | 7515811 Gaming Income : Pull Tab | Jensen's Cafe | 0.00 | R | 600.00 | 119,069.79 |
| 13 Oct 2021 | | 7T39985 Gaming Income : Pull Tab | Bricksworth Beer Co | 0.00 | R | 776.00 | 119,845.79 |
| 13 Oct 2021 | | Multiple Gaming Income : Pull Tab | Clives Roadhouse | 0.00 | R | 1,433.00 | 121,278.79 |
| 13 Oct 2021 | 5323 | Cassandra Worsley Merchandise Prize | Clives Roadhouse | 896.16 | R | 0.00 | 120,382.63 |
| 13 Oct 2021 | 6336 | Burnsville Hockey Club A01 - 501(c)(3) and (4) | Donation Clives Roadhouse | 50,000.00 | R | 0.00 | 70,382.63 |
| 14 Oct 2021 | | 7515814 Gaming Income : Pull Tab | Jensen's Cafe | 0.00 | R | 323.00 | 70,705.63 |
| 14 Oct 2021 | | 7477529 Gaming Income : Pull Tab | Tin Shed Tavern | 0.00 | R | 3,505.00 | 74,210.63 |
| 15 Oct 2021 | | Multiple Gaming Income : Pull Tab | Clives Roadhouse | 0.00 | R | 148.00 | 74,358.63 |
| 15 Oct 2021 | | Multiple Gaming Income : Tip Board | Clives Roadhouse | 0.00 | R | 300.00 | 74,658.63 |
| 15 Oct 2021 | 5318 | I Storage Misc. Services and Supplies - General | Split | 778.00 | R | 0.00 | 73,880.63 |
| 15 Oct 2021 | D-Debit | IRS Compensation and Payroll Taxes | Split | 749.00 | R | 0.00 | 73,131.63 |
| 15 Oct 2021 | D-Debit | harland ck order Misc. Services and Supplies - Equipment and Repairs | Split | 111.86 | R | 0.00 | 73,019.77 |
| 17 Oct 2021 | | eGamingPT015 Gaming Income : eGaming | Clives Roadhouse | 0.00 | R | 0.00 | 73,019.77 |
| 18 Oct 2021 | | Multiple Gaming Income : Pull Tab | Tin Shed Tavern | 0.00 | R | 3,356.00 | 76,375.77 |
| 18 Oct 2021 | | Multiple Gaming Income : Pull Tab | Clives Roadhouse | 0.00 | R | 127.00 | 76,502.77 |
| 18 Oct 2021 | | Multiple Gaming Income : Pull Tab | Clives Roadhouse | 0.00 | R | 2,044.00 | 78,546.77 |
| 18 Oct 2021 | D-Debit | Cash Bank Reimbursement Negative Game Reimbursement | -01 Oct 2021- Clives Roadhouse | 1,612.00 | R | 0.00 | 76,934.77 |
| 19 Oct 2021 | | Harland Misc. Services and Supplies - General | Bricksworth Beer Co | 0.00 | R | 48.22 | 76,982.99 |
| 19 Oct 2021 | | Multiple Gaming Income : Pull Tab | Tin Shed Tavern | 0.00 | R | 3,276.00 | 80,258.99 |
| 19 Oct 2021 | | Multiple Gaming Income : Pull Tab | Clives Roadhouse | 0.00 | R | 1,632.00 | 81,890.99 |
| 20 Oct 2021 | | Multiple Gaming Income : Pull Tab | Ineffable Brewing Company | 0.00 | R | 544.00 | 82,434.99 |
| 20 Oct 2021 | D-Debit | Payroll Compensation and Payroll Taxes | Split | 3,287.79 | R | 0.00 | 79,147.20 |
| 21 Oct 2021 | | Multiple Gaming Income : Pull Tab | Clives Roadhouse | 0.00 | R | 2,077.00 | 81,224.20 |
| 21 Oct 2021 | D-Debit | Mn Dept Of Revenue A08T - Monthly State Gambling Taxes and Fees | Split | 33,457.00 | R | 0.00 | 47,767.20 |
| 21 Oct 2021 | D-Debit | clives | Clives Roadhouse | 1,750.00 | R | 0.00 | 46,017.20 |

Bank Register

Burnsville Hockey Club

From 01 Oct 2021 to 31 Oct 2021, Bank Account: All

| Date | Check # | Payee Category | Memo/Premise | Payment | Status | Deposit | Balance |
|-------------|---------|--|---------------------------|-----------|--------|----------|-----------|
| | | Rent | | | | | |
| 21 Oct 2021 | D-Debit | Jensens Multiple | Jensen's Cafe | 810.00 | R | 0.00 | 45,207.20 |
| 21 Oct 2021 | D-Debit | Ineffable Brewery Multiple | Ineffable Brewing Company | 248.00 | R | 0.00 | 44,959.20 |
| 22 Oct 2021 | | 7515816 Gaming Income : Pull Tab | Jensen's Cafe | 0.00 | R | 632.00 | 45,591.20 |
| 22 Oct 2021 | | Multiple Gaming Income : Pull Tab | Tin Shed Tavern | 0.00 | R | 4,291.00 | 49,882.20 |
| 22 Oct 2021 | | 7J65900 Gaming Income : Pull Tab | Clives Roadhouse | 0.00 | R | 707.00 | 50,589.20 |
| 25 Oct 2021 | | 7488613 Gaming Income : Pull Tab | Bricksworth Beer Co | 0.00 | R | 458.00 | 51,047.20 |
| 25 Oct 2021 | | Multiple Gaming Income : Pull Tab | Tin Shed Tavern | 0.00 | R | 636.00 | 51,683.20 |
| 25 Oct 2021 | | Multiple Gaming Income : Pull Tab | Clives Roadhouse | 0.00 | R | 3,804.00 | 55,487.20 |
| 25 Oct 2021 | | eGamingPT015 Gaming Income : eGaming | Clives Roadhouse | 0.00 | R | 1,620.00 | 57,107.20 |
| 25 Oct 2021 | D-Debit | Tin Shed Multiple | Tin Shed Tavern | 10,993.40 | R | 0.00 | 46,113.80 |
| 26 Oct 2021 | | Multiple Gaming Income : Pull Tab | Clives Roadhouse | 0.00 | R | 2,137.00 | 48,250.80 |
| 26 Oct 2021 | D-Debit | payroll tax Compensation and Payroll Taxes | Split | 62.73 | R | 0.00 | 48,188.07 |
| 27 Oct 2021 | | 7H91288 Gaming Income : Pull Tab | Bricksworth Beer Co | 0.00 | R | 760.00 | 48,948.07 |
| 27 Oct 2021 | | Multiple Gaming Income : Pull Tab | Clives Roadhouse | 0.00 | R | 1,601.00 | 50,549.07 |
| 27 Oct 2021 | D-Debit | IRS Compensation and Payroll Taxes | Split | 689.06 | R | 0.00 | 49,860.01 |
| 28 Oct 2021 | | 7515817 Gaming Income : Pull Tab | Jensen's Cafe | 0.00 | R | 540.00 | 50,400.01 |
| 28 Oct 2021 | | 6Z58615 Gaming Income : Pull Tab | Jensen's Cafe | 0.00 | R | 750.00 | 51,150.01 |
| 28 Oct 2021 | | 7F15426 Gaming Income : Pull Tab | Ineffable Brewing Company | 0.00 | R | 465.00 | 51,615.01 |
| 28 Oct 2021 | | Multiple Gaming Income : Pull Tab | Tin Shed Tavern | 0.00 | R | 3,402.00 | 55,017.01 |
| 28 Oct 2021 | | Multiple Gaming Income : Pull Tab | Clives Roadhouse | 0.00 | R | 1,283.00 | 56,300.01 |
| 29 Oct 2021 | | Multiple Gaming Income : Pull Tab | Tin Shed Tavern | 0.00 | R | 4,619.00 | 60,919.01 |
| 29 Oct 2021 | | Multiple Gaming Income : Pull Tab | Clives Roadhouse | 0.00 | R | 1,581.00 | 62,500.01 |
| 29 Oct 2021 | | Multiple Gaming Income : Bingo | Clives Roadhouse | 0.00 | R | 3,577.00 | 66,077.01 |
| 29 Oct 2021 | D-Debit | Three Diamond Corporation Multiple | misc Split | 6,386.90 | R | 0.00 | 59,690.11 |

Bank Register Details

Burnsville Hockey Club

From 01 Oct 2021 to 31 Oct 2021, Bank Account: All

| Date | Type | CK# | Vendor | Payment | Deposit | Balance |
|-------------|---|---------|--|---------------|----------|-----------|
| | Category | | Premise | Memo/Serial # | | |
| 01 Oct 2021 | Deposit | | Clives E-Tab cash bank | | 1,000.00 | 62,934.97 |
| 01 Oct 2021 | Deposit | | | | 2,696.00 | 65,630.97 |
| | Pull Tab | | Clives Roadhouse | 7419485 | 2,073.00 | |
| | Pull Tab | | Clives Roadhouse | 7510789 | -236.00 | |
| | Pull Tab | | Clives Roadhouse | 7516356 | 808.00 | |
| | Pull Tab | | Clives Roadhouse | 7J65667 | 51.00 | |
| 01 Oct 2021 | Deposit | | | | 6,458.00 | 72,088.97 |
| | Pull Tab | | Tin Shed Tavern | 7472870 | 2,960.00 | |
| | Pull Tab | | Tin Shed Tavern | 7H39951 | 948.00 | |
| | Pull Tab | | Tin Shed Tavern | 7H87478 | 520.00 | |
| | Pull Tab | | Tin Shed Tavern | 7H95401 | 962.00 | |
| | Pull Tab | | Tin Shed Tavern | 7H95623 | 1,068.00 | |
| 01 Oct 2021 | Deposit | | | | 466.00 | 72,554.97 |
| | eGaming | | Clives Roadhouse | eGamingPT015 | 466.00 | |
| 01 Oct 2021 | Expense | 5311 | L&S Accounting | | 1,070.00 | 71,484.97 |
| | Accounting and Legal Services | | Off Site Burnsville Civic Center Park 1/Ice Center | | 1,070.00 | |
| 04 Oct 2021 | Deposit | | | | 1,268.00 | 72,752.97 |
| | Pull Tab | | Clives Roadhouse | 7515852 | 64.00 | |
| | Pull Tab | | Clives Roadhouse | 7518697 | 464.00 | |
| | Pull Tab | | Clives Roadhouse | 7519192 | 808.00 | |
| | Pull Tab | | Clives Roadhouse | 7J65767 | -126.00 | |
| | Pull Tab | | Clives Roadhouse | 7S90637 | 58.00 | |
| 04 Oct 2021 | Expense | 6335 | central gaming services | | 540.00 | 72,212.97 |
| | Misc. Services and Supplies - Equipment and Repairs | | Bricksworth Beer Co | | 540.00 | |
| 04 Oct 2021 | Expense | D-Debit | Payroll | | 3,519.53 | 68,693.44 |
| | Compensation and Payroll Taxes | | Tin Shed Tavern | | 527.93 | |
| | Compensation and Payroll Taxes | | Clives Roadhouse | | 2,991.60 | |
| 04 Oct 2021 | Expense | D-Debit | Target | | 21.61 | 68,671.83 |
| | Misc. Services and Supplies - General | | Tin Shed Tavern | | 3.24 | |
| | Misc. Services and Supplies - General | | Clives Roadhouse | | 18.37 | |
| 04 Oct 2021 | Expense | D-Debit | Buckingham Co | | 577.18 | 68,094.65 |
| | Misc. Services and Supplies - General | | Tin Shed Tavern | | 86.58 | |
| | Misc. Services and Supplies - General | | Clives Roadhouse | | 490.60 | |
| 05 Oct 2021 | Deposit | | | | 2,311.00 | 70,405.65 |
| | Pull Tab | | Tin Shed Tavern | 7477662 | 195.00 | |
| | Pull Tab | | Tin Shed Tavern | 7H87175 | 794.00 | |
| | Pull Tab | | Tin Shed Tavern | 7H91365 | 282.00 | |
| | Pull Tab | | Tin Shed Tavern | 7H95535 | 1,040.00 | |
| 05 Oct 2021 | Deposit | | | | 1,027.00 | 71,432.65 |
| | Pull Tab | | Clives Roadhouse | 7T39866 | 529.00 | |
| | Pull Tab | | Clives Roadhouse | 7U97716 | 498.00 | |
| 05 Oct 2021 | Expense | D-Debit | Payroll | | 79.56 | 71,353.09 |

Bank Register Details

Burnsville Hockey Club

From 01 Oct 2021 to 31 Oct 2021, Bank Account: All

| Date | Type | CK# | Vendor | Payment | Deposit | Balance |
|-------------|---------------------------------------|------|---------------------|---------------|-----------|-----------|
| | Category | | Premise | Memo/Serial # | | |
| | Compensation and Payroll Taxes | | Tin Shed Tavern | | 11.93 | |
| | Compensation and Payroll Taxes | | Clives Roadhouse | | 67.63 | |
| 06 Oct 2021 | Deposit | | | | 339.00 | 71,692.09 |
| | Pull Tab | | Clives Roadhouse | 7H95412 | 428.00 | |
| | Pull Tab | | Clives Roadhouse | 7J66012 | -89.00 | |
| 06 Oct 2021 | Expense D-Debit | IRS | | | 775.08 | 70,917.01 |
| | Compensation and Payroll Taxes | | Tin Shed Tavern | | 116.26 | |
| | Compensation and Payroll Taxes | | Clives Roadhouse | | 658.82 | |
| 07 Oct 2021 | Deposit | | | | 573.00 | 71,490.01 |
| | Pull Tab | | Bricksworth Beer Co | 7488059 | 75.00 | |
| | Pull Tab | | Bricksworth Beer Co | 7C68211 | 498.00 | |
| 07 Oct 2021 | Deposit | | | | 208.00 | 71,698.01 |
| | Pull Tab | | Tin Shed Tavern | 7H39829 | 208.00 | |
| 07 Oct 2021 | Deposit | | | | 2,556.00 | 74,254.01 |
| | Pull Tab | | Clives Roadhouse | 7492781 | 658.00 | |
| | Pull Tab | | Clives Roadhouse | 7518735 | -500.00 | |
| | Pull Tab | | Clives Roadhouse | 7519182 | -72.00 | |
| | Pull Tab | | Clives Roadhouse | 7527299 | 2,470.00 | |
| 08 Oct 2021 | Deposit | | | | 1,341.00 | 75,595.01 |
| | Pull Tab | | Clives Roadhouse | 7518692 | 818.00 | |
| | Pull Tab | | Clives Roadhouse | 7J65820 | 523.00 | |
| 08 Oct 2021 | Deposit | | | | 2,000.00 | 77,595.01 |
| | eGaming | | Clives Roadhouse | eGamingPT015 | 2,000.00 | |
| 12 Oct 2021 | Deposit | | | | 6,887.00 | 84,482.01 |
| | Pull Tab | | Tin Shed Tavern | 7489370 | -304.00 | |
| | Pull Tab | | Tin Shed Tavern | 7539889 | -1,390.00 | |
| | Pull Tab | | Tin Shed Tavern | 7539924 | 2,855.00 | |
| | Pull Tab | | Tin Shed Tavern | 7539977 | 3,730.00 | |
| | Pull Tab | | Tin Shed Tavern | 7H39848 | 1,178.00 | |
| | Pull Tab | | Tin Shed Tavern | 7H87175 | 492.00 | |
| | Pull Tab | | Tin Shed Tavern | 7H95449 | 326.00 | |
| 12 Oct 2021 | Deposit | | | | 4,153.00 | 88,635.01 |
| | Pull Tab | | Clives Roadhouse | 7454706 | 1,785.00 | |
| | Pull Tab | | Clives Roadhouse | 7510796 | -12.00 | |
| | Pull Tab | | Clives Roadhouse | 7517675 | 632.00 | |
| | Pull Tab | | Clives Roadhouse | 7517688 | 212.00 | |
| | Pull Tab | | Clives Roadhouse | 7517701 | -412.00 | |
| | Pull Tab | | Clives Roadhouse | 7522705 | 578.00 | |
| | Pull Tab | | Clives Roadhouse | 7H39820 | 426.00 | |
| | Pull Tab | | Clives Roadhouse | 7H86259 | 944.00 | |
| 12 Oct 2021 | Expense | 5324 | pulltabs plus | | 75.63 | 88,559.38 |
| | E-Pulltab Equipment and Revenue Share | | Clives Roadhouse | | 75.63 | |
| 12 Oct 2021 | Expense | 5327 | Cassandra Worsley | | 200.00 | 88,359.38 |
| | Merchandise Prize | | Clives Roadhouse | | 200.00 | |
| 13 Oct 2021 | Deposit | | | | 600.00 | 88,959.38 |

Bank Register Details

Burnsville Hockey Club

From 01 Oct 2021 to 31 Oct 2021, Bank Account: All

| Date | Type | CK# | Vendor | Payment | Deposit | Balance |
|-------------|---|---------|------------------------|---------------|-----------|-----------|
| | Category | | Premise | Memo/Serial # | | |
| | Pull Tab | | Jensen's Cafe | 7515811 | 600.00 | |
| 13 Oct 2021 | Deposit | | | | 776.00 | 89,735.38 |
| | Pull Tab | | Bricksworth Beer Co | 7T39985 | 776.00 | |
| 13 Oct 2021 | Deposit | | | | 1,433.00 | 91,168.38 |
| | Pull Tab | | Clives Roadhouse | 7518022 | 722.00 | |
| | Pull Tab | | Clives Roadhouse | 7J65725 | 711.00 | |
| 13 Oct 2021 | Expense | 5323 | Cassandra Worsley | | 896.16 | 90,272.22 |
| | Merchandise Prize | | Clives Roadhouse | | 896.16 | |
| 13 Oct 2021 | Expense | 6336 | Burnsville Hockey Club | Donation | 50,000.00 | 40,272.22 |
| | A01 - 501(c)(3) and (4) | | Clives Roadhouse | Donation | 50,000.00 | |
| 14 Oct 2021 | Deposit | | | | 323.00 | 40,595.22 |
| | Pull Tab | | Jensen's Cafe | 7515814 | 323.00 | |
| 14 Oct 2021 | Deposit | | | | 3,505.00 | 44,100.22 |
| | Pull Tab | | Tin Shed Tavern | 7477529 | 3,505.00 | |
| 15 Oct 2021 | Deposit | | | | 148.00 | 44,248.22 |
| | Pull Tab | | Clives Roadhouse | 7517700 | -226.00 | |
| | Pull Tab | | Clives Roadhouse | 7J64634 | -74.00 | |
| | Pull Tab | | Clives Roadhouse | 7T40040 | 448.00 | |
| 15 Oct 2021 | Deposit | | | | 300.00 | 44,548.22 |
| | Tip Board | | Clives Roadhouse | 6829309 | 30.00 | |
| | Tip Board | | Clives Roadhouse | 6829311 | 30.00 | |
| | Tip Board | | Clives Roadhouse | 6829313 | 30.00 | |
| | Tip Board | | Clives Roadhouse | 6829315 | 30.00 | |
| | Tip Board | | Clives Roadhouse | 6829317 | 30.00 | |
| | Tip Board | | Clives Roadhouse | 6830494 | 30.00 | |
| | Tip Board | | Clives Roadhouse | 6830496 | 30.00 | |
| | Tip Board | | Clives Roadhouse | 6830497 | 30.00 | |
| | Tip Board | | Clives Roadhouse | 6830499 | 30.00 | |
| | Tip Board | | Clives Roadhouse | 6830501 | 30.00 | |
| 15 Oct 2021 | Expense | 5318 | I Storage | | 778.00 | 43,770.22 |
| | Misc. Services and Supplies - General | | Tin Shed Tavern | | 116.70 | |
| | Misc. Services and Supplies - General | | Clives Roadhouse | | 661.30 | |
| 15 Oct 2021 | Expense | D-Debit | IRS | | 749.00 | 43,021.22 |
| | Compensation and Payroll Taxes | | Tin Shed Tavern | | 112.35 | |
| | Compensation and Payroll Taxes | | Clives Roadhouse | | 636.65 | |
| 15 Oct 2021 | Expense | D-Debit | harland ck order | | 111.86 | 42,909.36 |
| | Misc. Services and Supplies - Equipment and Repairs | | Tin Shed Tavern | | 16.78 | |
| | Misc. Services and Supplies - Equipment and Repairs | | Clives Roadhouse | | 95.08 | |
| 17 Oct 2021 | Deposit | | | | 0.00 | 42,909.36 |
| | eGaming | | Clives Roadhouse | eGamingPT015 | -1,612.00 | |
| 18 Oct 2021 | Deposit | | | | 3,356.00 | 46,265.36 |
| | Pull Tab | | Tin Shed Tavern | 6Z16379 | 1,514.00 | |
| | Pull Tab | | Tin Shed Tavern | 7527227 | 1,540.00 | |

Bank Register Details

Burnsville Hockey Club

From 01 Oct 2021 to 31 Oct 2021, Bank Account: All

| Date | Type | CK# | Vendor | Payment | Deposit | Balance |
|-------------|--|---------|---------------------------|---------------|-----------|-----------|
| | Category | | Premise | Memo/Serial # | | |
| 18 Oct 2021 | Pull Tab | | Tin Shed Tavern | 7J64219 | 302.00 | |
| | Deposit | | | | 127.00 | 46,392.36 |
| | Pull Tab | | Clives Roadhouse | 7518038 | -252.00 | |
| | Pull Tab | | Clives Roadhouse | 7J65880 | 49.00 | |
| 18 Oct 2021 | Pull Tab | | Clives Roadhouse | 7J65920 | 330.00 | |
| | Deposit | | | | 2,044.00 | 48,436.36 |
| | Pull Tab | | Clives Roadhouse | 7419465 | -1,486.00 | |
| | Pull Tab | | Clives Roadhouse | 7492788 | -262.00 | |
| | Pull Tab | | Clives Roadhouse | 7517877 | 808.00 | |
| | Pull Tab | | Clives Roadhouse | 7518024 | 556.00 | |
| | Pull Tab | | Clives Roadhouse | 7518243 | 824.00 | |
| | Pull Tab | | Clives Roadhouse | 7H39928 | 1,112.00 | |
| | Pull Tab | | Clives Roadhouse | 7J95670 | 492.00 | |
| 18 Oct 2021 | Expense | D-Debit | Cash Bank Reimbursement | -01 Oct 2021- | 1,612.00 | 46,824.36 |
| | Negative Game Reimbursement | | Clives Roadhouse | -01 Oct 2021- | 1,612.00 | |
| 19 Oct 2021 | Deposit | | Harland | | 48.22 | 46,872.58 |
| 19 Oct 2021 | Deposit | | | | 3,276.00 | 50,148.58 |
| | Pull Tab | | Tin Shed Tavern | 7544874 | 2,260.00 | |
| | Pull Tab | | Tin Shed Tavern | 7H40005 | 946.00 | |
| | Pull Tab | | Tin Shed Tavern | 7H87175 | 70.00 | |
| 19 Oct 2021 | Deposit | | | | 1,632.00 | 51,780.58 |
| | Pull Tab | | Clives Roadhouse | 7510838 | 314.00 | |
| | Pull Tab | | Clives Roadhouse | 7520939 | 394.00 | |
| | Pull Tab | | Clives Roadhouse | 7526487 | 675.00 | |
| | Pull Tab | | Clives Roadhouse | 7J63705 | 249.00 | |
| 20 Oct 2021 | Deposit | | | | 544.00 | 52,324.58 |
| | Pull Tab | | Ineffable Brewing Company | 7C39548 | 30.00 | |
| | Pull Tab | | Ineffable Brewing Company | 7F16698 | -110.00 | |
| | Pull Tab | | Ineffable Brewing Company | 7H39953 | 624.00 | |
| 20 Oct 2021 | Expense | D-Debit | Payroll | | 3,287.79 | 49,036.79 |
| | Compensation and Payroll Taxes | | Tin Shed Tavern | | 493.17 | |
| | Compensation and Payroll Taxes | | Clives Roadhouse | | 2,794.62 | |
| 21 Oct 2021 | Deposit | | | | 2,077.00 | 51,113.79 |
| | Pull Tab | | Clives Roadhouse | 7520937 | 624.00 | |
| | Pull Tab | | Clives Roadhouse | 7536812 | 940.00 | |
| | Pull Tab | | Clives Roadhouse | 7J56398 | 513.00 | |
| 21 Oct 2021 | Expense | D-Debit | Mn Dept Of Revenue | | 33,457.00 | 17,656.79 |
| | A08T - Monthly State Gambling Taxes and Fees | | Tin Shed Tavern | | 19,601.95 | |
| | A08T - Monthly State Gambling Taxes and Fees | | Clives Roadhouse | | 11,679.50 | |
| | A08T - Monthly State Gambling Taxes and Fees | | Burger Jones | | 0.00 | |
| | A08T - Monthly State Gambling Taxes and Fees | | Ineffable Brewing Company | | 132.86 | |
| | A08T - Monthly State Gambling Taxes and Fees | | Jensen's Cafe | | 1,438.18 | |
| | A08T - Monthly State | | Bricksworth Beer Co | | 354.12 | |

Bank Register Details

Burnsville Hockey Club

From 01 Oct 2021 to 31 Oct 2021, Bank Account: All

| Date | Type | CK# | Vendor | Payment | Deposit | Balance |
|-------------|----------|---------|--|---------------------------|-----------|-----------|
| | Category | | Premise | Memo/Serial # | | |
| | | | Gambling Taxes and Fees | | | |
| | | | A08T - Monthly State Gambling Taxes and Fees | | 250.39 | |
| 21 Oct 2021 | Expense | D-Debit | clives | | 1,750.00 | 15,906.79 |
| | | | Rent | Clives Roadhouse | 1,750.00 | |
| 21 Oct 2021 | Expense | D-Debit | Jensens | | 810.00 | 15,096.79 |
| | | | Rent | Jensen's Cafe | 810.00 | |
| | | | Reimburse Excess Cash Short | Jensen's Cafe | 0.00 | |
| 21 Oct 2021 | Expense | D-Debit | Ineffable Brewery | | 248.00 | 14,848.79 |
| | | | Rent | Ineffable Brewing Company | 248.00 | |
| | | | Reimburse Excess Cash Short | Ineffable Brewing Company | 0.00 | |
| 22 Oct 2021 | Deposit | | | | 632.00 | 15,480.79 |
| | | | Pull Tab | Jensen's Cafe | 632.00 | |
| 22 Oct 2021 | Deposit | | | | 4,291.00 | 19,771.79 |
| | | | Pull Tab | Tin Shed Tavern | 3,125.00 | |
| | | | Pull Tab | Tin Shed Tavern | 1,166.00 | |
| 22 Oct 2021 | Deposit | | | | 707.00 | 20,478.79 |
| | | | Pull Tab | Clives Roadhouse | 707.00 | |
| 25 Oct 2021 | Deposit | | | | 458.00 | 20,936.79 |
| | | | Pull Tab | Bricksworth Beer Co | 458.00 | |
| 25 Oct 2021 | Deposit | | | | 636.00 | 21,572.79 |
| | | | Pull Tab | Tin Shed Tavern | -102.00 | |
| | | | Pull Tab | Tin Shed Tavern | 738.00 | |
| 25 Oct 2021 | Deposit | | | | 3,804.00 | 25,376.79 |
| | | | Pull Tab | Clives Roadhouse | 738.00 | |
| | | | Pull Tab | Clives Roadhouse | -522.00 | |
| | | | Pull Tab | Clives Roadhouse | 694.00 | |
| | | | Pull Tab | Clives Roadhouse | 1,146.00 | |
| | | | Pull Tab | Clives Roadhouse | 664.00 | |
| | | | Pull Tab | Clives Roadhouse | 973.00 | |
| | | | Pull Tab | Clives Roadhouse | -116.00 | |
| | | | Pull Tab | Clives Roadhouse | 461.00 | |
| | | | Pull Tab | Clives Roadhouse | -234.00 | |
| 25 Oct 2021 | Deposit | | | | 1,620.00 | 26,996.79 |
| | | | eGaming | Clives Roadhouse | 1,620.00 | |
| 25 Oct 2021 | Expense | D-Debit | Tin Shed | | 10,993.40 | 16,003.39 |
| | | | Rent | Tin Shed Tavern | 11,004.40 | |
| | | | Reimburse Excess Cash Short | Tin Shed Tavern | -11.00 | |
| 26 Oct 2021 | Deposit | | | | 2,137.00 | 18,140.39 |
| | | | Pull Tab | Clives Roadhouse | 2,115.00 | |
| | | | Pull Tab | Clives Roadhouse | 22.00 | |
| 26 Oct 2021 | Expense | D-Debit | payroll tax | | 62.73 | 18,077.66 |
| | | | Compensation and Payroll Taxes | Tin Shed Tavern | 9.41 | |
| | | | Compensation and Payroll Taxes | Clives Roadhouse | 53.32 | |
| 27 Oct 2021 | Deposit | | | | 760.00 | 18,837.66 |

Bank Register Details

Burnsville Hockey Club

From 01 Oct 2021 to 31 Oct 2021, Bank Account: All

| Date | Type | CK# | Vendor | Payment | Deposit | Balance |
|-------------|---|---------|--|---------------|----------|-----------|
| | Category | | Premise | Memo/Serial # | | |
| 27 Oct 2021 | Pull Tab | | Bricksworth Beer Co | 7H91288 | 760.00 | |
| | Deposit | | | | 1,601.00 | 20,438.66 |
| | Pull Tab | | Clives Roadhouse | 7520664 | 512.00 | |
| | Pull Tab | | Clives Roadhouse | 7520667 | 744.00 | |
| | Pull Tab | | Clives Roadhouse | 7J65961 | 345.00 | |
| 27 Oct 2021 | Expense | D-Debit | IRS | | 689.06 | 19,749.60 |
| | Compensation and Payroll Taxes | | Tin Shed Tavern | | 103.36 | |
| | Compensation and Payroll Taxes | | Clives Roadhouse | | 585.70 | |
| 28 Oct 2021 | Deposit | | | | 540.00 | 20,289.60 |
| | Pull Tab | | Jensen's Cafe | 7515817 | 540.00 | |
| 28 Oct 2021 | Deposit | | | | 750.00 | 21,039.60 |
| | Pull Tab | | Jensen's Cafe | 6Z58615 | 750.00 | |
| 28 Oct 2021 | Deposit | | | | 465.00 | 21,504.60 |
| | Pull Tab | | Ineffable Brewing Company | 7F15426 | 465.00 | |
| 28 Oct 2021 | Deposit | | | | 3,402.00 | 24,906.60 |
| | Pull Tab | | Tin Shed Tavern | 7537624 | 1,172.00 | |
| | Pull Tab | | Tin Shed Tavern | 7537658 | 978.00 | |
| | Pull Tab | | Tin Shed Tavern | 7J64282 | 1,252.00 | |
| 28 Oct 2021 | Deposit | | | | 1,283.00 | 26,189.60 |
| | Pull Tab | | Clives Roadhouse | 7520672 | 378.00 | |
| | Pull Tab | | Clives Roadhouse | 7J65813 | 905.00 | |
| 29 Oct 2021 | Deposit | | | | 4,619.00 | 30,808.60 |
| | Pull Tab | | Tin Shed Tavern | 7477704 | 4,086.00 | |
| | Pull Tab | | Tin Shed Tavern | 7H80594 | 533.00 | |
| 29 Oct 2021 | Deposit | | | | 1,581.00 | 32,389.60 |
| | Pull Tab | | Clives Roadhouse | 7510931 | 716.00 | |
| | Pull Tab | | Clives Roadhouse | 7526220 | 865.00 | |
| 29 Oct 2021 | Deposit | | | | 3,577.00 | 35,966.60 |
| | Bingo | | Clives Roadhouse | 2392325 | 0.00 | |
| | Bingo | | Clives Roadhouse | 873051 | 3,577.00 | |
| | Bingo | | Clives Roadhouse | 877691 | 0.00 | |
| 29 Oct 2021 | Expense | D-Debit | Three Diamond Corporation | misc | 6,386.90 | 29,579.70 |
| | Misc. Services and Supplies - Equipment and Repairs | | Tin Shed Tavern | misc | 102.01 | |
| | Gambling Product | | Clives Roadhouse | 1604555 | 896.43 | |
| | Gambling Product | | Clives Roadhouse | 1604556 | 48.20 | |
| | Gambling Product | | Off Site Burnsville Civic Center Park 1/Ice Center | 1604559 | 122.11 | |
| | Gambling Product | | Jensen's Cafe | 1604716 | 447.27 | |
| | Gambling Product | | Tin Shed Tavern | 1604717 | 724.73 | |
| | Gambling Product | | Clives Roadhouse | 1605519 | 755.30 | |
| | Gambling Product | | Tin Shed Tavern | 1606152 | 772.97 | |
| | Gambling Product | | Clives Roadhouse | 1606879 | 899.44 | |
| | Gambling Product | | Tin Shed Tavern | 1607162 | 880.66 | |
| | Gambling Product | | Clives Roadhouse | 1607781 | 737.78 | |

Bank Register Details by Category

Burnsville Hockey Club

From 01 Oct 2021 to 31 Oct 2021, Bank Account: All

| Category | Date | CK# | Vendor | Premise | Memo/ Serial # | Payment | Deposit | Total |
|--|-------------|---------|---------------------------|--|-------------------|-----------|---------|------------|
| A01 - 501(c)(3) and (4) | | | | | | | | -50,000.00 |
| | 13 Oct 2021 | 6336 | Burnsville Hockey Club | Clives Roadhouse | Donation | 50,000.00 | 0.00 | |
| A08T - Monthly State Gambling Taxes and Fees | | | | | | | | -33,457.00 |
| | 21 Oct 2021 | D-Debit | Mn Dept Of Revenue | Bricksworth Beer Co | | 354.12 | 0.00 | |
| | 21 Oct 2021 | D-Debit | Mn Dept Of Revenue | Burger Jones | | 0.00 | 0.00 | |
| | 21 Oct 2021 | D-Debit | Mn Dept Of Revenue | Clives Roadhouse | | 11,679.50 | 0.00 | |
| | 21 Oct 2021 | D-Debit | Mn Dept Of Revenue | Ineffable Brewing Company | | 132.86 | 0.00 | |
| | 21 Oct 2021 | D-Debit | Mn Dept Of Revenue | Jensen's Cafe | | 1,438.18 | 0.00 | |
| | 21 Oct 2021 | D-Debit | Mn Dept Of Revenue | Off Site Burnsville Civic Center Park 1/Ice Center | | 250.39 | 0.00 | |
| | 21 Oct 2021 | D-Debit | Mn Dept Of Revenue | Tin Shed Tavern | | 19,601.95 | 0.00 | |
| Accounting and Legal Services | | | | | | | | -1,070.00 |
| | 01 Oct 2021 | 5311 | L&S Accounting | Off Site Burnsville Civic Center Park 1/Ice Center | | 1,070.00 | 0.00 | |
| Compensation and Payroll Taxes | | | | | | | | -9,162.75 |
| | 04 Oct 2021 | D-Debit | Payroll | Clives Roadhouse | | 2,991.60 | 0.00 | |
| | 04 Oct 2021 | D-Debit | Payroll | Tin Shed Tavern | | 527.93 | 0.00 | |
| | 05 Oct 2021 | D-Debit | Payroll | Clives Roadhouse | | 67.63 | 0.00 | |
| | 05 Oct 2021 | D-Debit | Payroll | Tin Shed Tavern | | 11.93 | 0.00 | |
| | 06 Oct 2021 | D-Debit | IRS | Clives Roadhouse | | 658.82 | 0.00 | |
| | 06 Oct 2021 | D-Debit | IRS | Tin Shed Tavern | | 116.26 | 0.00 | |
| | 15 Oct 2021 | D-Debit | IRS | Clives Roadhouse | | 636.65 | 0.00 | |
| | 15 Oct 2021 | D-Debit | IRS | Tin Shed Tavern | | 112.35 | 0.00 | |
| | 20 Oct 2021 | D-Debit | Payroll | Clives Roadhouse | | 2,794.62 | 0.00 | |
| | 20 Oct 2021 | D-Debit | Payroll | Tin Shed Tavern | | 493.17 | 0.00 | |
| | 26 Oct 2021 | D-Debit | payroll tax | Clives Roadhouse | | 53.32 | 0.00 | |
| | 26 Oct 2021 | D-Debit | payroll tax | Tin Shed Tavern | | 9.41 | 0.00 | |
| | 27 Oct 2021 | D-Debit | IRS | Clives Roadhouse | | 585.70 | 0.00 | |
| | 27 Oct 2021 | D-Debit | IRS | Tin Shed Tavern | | 103.36 | 0.00 | |
| E-Pulltab Equipment and Revenue Share | | | | | | | | -75.63 |
| | 12 Oct 2021 | 5324 | pulltabs plus | Clives Roadhouse | | 75.63 | 0.00 | |
| Gambling Product | | | | | | | | -6,284.89 |
| | 29 Oct 2021 | D-Debit | Three Diamond Corporation | Clives Roadhouse | 1604555 | 896.43 | 0.00 | |
| | 29 Oct 2021 | D-Debit | Three Diamond Corporation | Clives Roadhouse | 1604556 | 48.20 | 0.00 | |
| | 29 Oct 2021 | D-Debit | Three Diamond Corporation | Clives Roadhouse | 1605519 | 755.30 | 0.00 | |
| | 29 Oct 2021 | D-Debit | Three Diamond Corporation | Clives Roadhouse | 1606879 | 899.44 | 0.00 | |
| | 29 Oct 2021 | D-Debit | Three Diamond Corporation | Clives Roadhouse | 1607781 | 737.78 | 0.00 | |
| | 29 Oct 2021 | D-Debit | Three Diamond Corporation | Jensen's Cafe | 1604716 | 447.27 | 0.00 | |
| | 29 Oct 2021 | D-Debit | Three Diamond Corporation | Off Site Burnsville Civic Center Park 1/Ice Center | 1604559 | 122.11 | 0.00 | |

Bank Register Details by Category

Burnsville Hockey Club

From 01 Oct 2021 to 31 Oct 2021, Bank Account: All

| Category | Date | CK# | Vendor | Premise | Memo/ Serial # | Payment | Deposit | Total |
|--------------------------|-------------|---------|---------------------------|---------------------|-------------------|---------|-----------|-----------|
| | 29 Oct 2021 | D-Debit | Three Diamond Corporation | Tin Shed Tavern | 1604717 | 724.73 | 0.00 | |
| | 29 Oct 2021 | D-Debit | Three Diamond Corporation | Tin Shed Tavern | 1606152 | 772.97 | 0.00 | |
| | 29 Oct 2021 | D-Debit | Three Diamond Corporation | Tin Shed Tavern | 1607162 | 880.66 | 0.00 | |
| Gaming Deposit: Bingo | | | | | | | | 3,577.00 |
| | 29 Oct 2021 | | | Clives Roadhouse | 2392325 | 0.00 | 0.00 | |
| | 29 Oct 2021 | | | Clives Roadhouse | 873051 | 0.00 | 3,577.00 | |
| | 29 Oct 2021 | | | Clives Roadhouse | 877691 | 0.00 | 0.00 | |
| Gaming Deposit: eGaming | | | | | | | | 2,474.00 |
| | 01 Oct 2021 | | | Clives Roadhouse | eGamingPT015 | 0.00 | 466.00 | |
| | 08 Oct 2021 | | | Clives Roadhouse | eGamingPT015 | 0.00 | 2,000.00 | |
| | 17 Oct 2021 | | | Clives Roadhouse | eGamingPT015 | 0.00 | -1,612.00 | |
| | 25 Oct 2021 | | | Clives Roadhouse | eGamingPT015 | 0.00 | 1,620.00 | |
| Gaming Deposit: Pull Tab | | | | | | | | 77,324.00 |
| | 01 Oct 2021 | | | Clives Roadhouse | 7419485 | 0.00 | 2,073.00 | |
| | 01 Oct 2021 | | | Clives Roadhouse | 7510789 | 0.00 | -236.00 | |
| | 01 Oct 2021 | | | Clives Roadhouse | 7516356 | 0.00 | 808.00 | |
| | 01 Oct 2021 | | | Clives Roadhouse | 7J65667 | 0.00 | 51.00 | |
| | 01 Oct 2021 | | | Tin Shed Tavern | 7472870 | 0.00 | 2,960.00 | |
| | 01 Oct 2021 | | | Tin Shed Tavern | 7H39951 | 0.00 | 948.00 | |
| | 01 Oct 2021 | | | Tin Shed Tavern | 7H87478 | 0.00 | 520.00 | |
| | 01 Oct 2021 | | | Tin Shed Tavern | 7H95401 | 0.00 | 962.00 | |
| | 01 Oct 2021 | | | Tin Shed Tavern | 7H95623 | 0.00 | 1,068.00 | |
| | 04 Oct 2021 | | | Clives Roadhouse | 7515852 | 0.00 | 64.00 | |
| | 04 Oct 2021 | | | Clives Roadhouse | 7518697 | 0.00 | 464.00 | |
| | 04 Oct 2021 | | | Clives Roadhouse | 7519192 | 0.00 | 808.00 | |
| | 04 Oct 2021 | | | Clives Roadhouse | 7J65767 | 0.00 | -126.00 | |
| | 04 Oct 2021 | | | Clives Roadhouse | 7S90637 | 0.00 | 58.00 | |
| | 05 Oct 2021 | | | Clives Roadhouse | 7T39866 | 0.00 | 529.00 | |
| | 05 Oct 2021 | | | Clives Roadhouse | 7U97716 | 0.00 | 498.00 | |
| | 05 Oct 2021 | | | Tin Shed Tavern | 7477662 | 0.00 | 195.00 | |
| | 05 Oct 2021 | | | Tin Shed Tavern | 7H87175 | 0.00 | 794.00 | |
| | 05 Oct 2021 | | | Tin Shed Tavern | 7H91365 | 0.00 | 282.00 | |
| | 05 Oct 2021 | | | Tin Shed Tavern | 7H95535 | 0.00 | 1,040.00 | |
| | 06 Oct 2021 | | | Clives Roadhouse | 7H95412 | 0.00 | 428.00 | |
| | 06 Oct 2021 | | | Clives Roadhouse | 7J66012 | 0.00 | -89.00 | |
| | 07 Oct 2021 | | | Bricksworth Beer Co | 7488059 | 0.00 | 75.00 | |
| | 07 Oct 2021 | | | Bricksworth Beer Co | 7C68211 | 0.00 | 498.00 | |
| | 07 Oct 2021 | | | Clives Roadhouse | 7492781 | 0.00 | 658.00 | |
| | 07 Oct 2021 | | | Clives Roadhouse | 7518735 | 0.00 | -500.00 | |
| | 07 Oct 2021 | | | Clives Roadhouse | 7519182 | 0.00 | -72.00 | |
| | 07 Oct 2021 | | | Clives Roadhouse | 7527299 | 0.00 | 2,470.00 | |
| | 07 Oct 2021 | | | Tin Shed Tavern | 7H39829 | 0.00 | 208.00 | |
| | 08 Oct 2021 | | | Clives Roadhouse | 7518692 | 0.00 | 818.00 | |
| | 08 Oct 2021 | | | Clives Roadhouse | 7J65820 | 0.00 | 523.00 | |

Bank Register Details by Category

Burnsville Hockey Club

From 01 Oct 2021 to 31 Oct 2021, Bank Account: All

| Category | Date | CK# | Vendor | Premise | Memo/ Serial # | Payment | Deposit | Total |
|----------|-------------|-----|--------|---------------------------|-------------------|---------|-----------|-------|
| | 12 Oct 2021 | | | Clives Roadhouse | 7454706 | 0.00 | 1,785.00 | |
| | 12 Oct 2021 | | | Clives Roadhouse | 7510796 | 0.00 | -12.00 | |
| | 12 Oct 2021 | | | Clives Roadhouse | 7517675 | 0.00 | 632.00 | |
| | 12 Oct 2021 | | | Clives Roadhouse | 7517688 | 0.00 | 212.00 | |
| | 12 Oct 2021 | | | Clives Roadhouse | 7517701 | 0.00 | -412.00 | |
| | 12 Oct 2021 | | | Clives Roadhouse | 7522705 | 0.00 | 578.00 | |
| | 12 Oct 2021 | | | Clives Roadhouse | 7H39820 | 0.00 | 426.00 | |
| | 12 Oct 2021 | | | Clives Roadhouse | 7H86259 | 0.00 | 944.00 | |
| | 12 Oct 2021 | | | Tin Shed Tavern | 7489370 | 0.00 | -304.00 | |
| | 12 Oct 2021 | | | Tin Shed Tavern | 7539889 | 0.00 | -1,390.00 | |
| | 12 Oct 2021 | | | Tin Shed Tavern | 7539924 | 0.00 | 2,855.00 | |
| | 12 Oct 2021 | | | Tin Shed Tavern | 7539977 | 0.00 | 3,730.00 | |
| | 12 Oct 2021 | | | Tin Shed Tavern | 7H39848 | 0.00 | 1,178.00 | |
| | 12 Oct 2021 | | | Tin Shed Tavern | 7H87175 | 0.00 | 492.00 | |
| | 12 Oct 2021 | | | Tin Shed Tavern | 7H95449 | 0.00 | 326.00 | |
| | 13 Oct 2021 | | | Bricksworth Beer Co | 7T39985 | 0.00 | 776.00 | |
| | 13 Oct 2021 | | | Clives Roadhouse | 7518022 | 0.00 | 722.00 | |
| | 13 Oct 2021 | | | Clives Roadhouse | 7J65725 | 0.00 | 711.00 | |
| | 13 Oct 2021 | | | Jensen's Cafe | 7515811 | 0.00 | 600.00 | |
| | 14 Oct 2021 | | | Jensen's Cafe | 7515814 | 0.00 | 323.00 | |
| | 14 Oct 2021 | | | Tin Shed Tavern | 7477529 | 0.00 | 3,505.00 | |
| | 15 Oct 2021 | | | Clives Roadhouse | 7517700 | 0.00 | -226.00 | |
| | 15 Oct 2021 | | | Clives Roadhouse | 7J64634 | 0.00 | -74.00 | |
| | 15 Oct 2021 | | | Clives Roadhouse | 7T40040 | 0.00 | 448.00 | |
| | 18 Oct 2021 | | | Clives Roadhouse | 7518038 | 0.00 | -252.00 | |
| | 18 Oct 2021 | | | Clives Roadhouse | 7J65880 | 0.00 | 49.00 | |
| | 18 Oct 2021 | | | Clives Roadhouse | 7J65920 | 0.00 | 330.00 | |
| | 18 Oct 2021 | | | Clives Roadhouse | 7419465 | 0.00 | -1,486.00 | |
| | 18 Oct 2021 | | | Clives Roadhouse | 7492788 | 0.00 | -262.00 | |
| | 18 Oct 2021 | | | Clives Roadhouse | 7517877 | 0.00 | 808.00 | |
| | 18 Oct 2021 | | | Clives Roadhouse | 7518024 | 0.00 | 556.00 | |
| | 18 Oct 2021 | | | Clives Roadhouse | 7518243 | 0.00 | 824.00 | |
| | 18 Oct 2021 | | | Clives Roadhouse | 7H39928 | 0.00 | 1,112.00 | |
| | 18 Oct 2021 | | | Clives Roadhouse | 7J95670 | 0.00 | 492.00 | |
| | 18 Oct 2021 | | | Tin Shed Tavern | 6Z16379 | 0.00 | 1,514.00 | |
| | 18 Oct 2021 | | | Tin Shed Tavern | 7527227 | 0.00 | 1,540.00 | |
| | 18 Oct 2021 | | | Tin Shed Tavern | 7J64219 | 0.00 | 302.00 | |
| | 19 Oct 2021 | | | Clives Roadhouse | 7510838 | 0.00 | 314.00 | |
| | 19 Oct 2021 | | | Clives Roadhouse | 7520939 | 0.00 | 394.00 | |
| | 19 Oct 2021 | | | Clives Roadhouse | 7526487 | 0.00 | 675.00 | |
| | 19 Oct 2021 | | | Clives Roadhouse | 7J63705 | 0.00 | 249.00 | |
| | 19 Oct 2021 | | | Tin Shed Tavern | 7544874 | 0.00 | 2,260.00 | |
| | 19 Oct 2021 | | | Tin Shed Tavern | 7H40005 | 0.00 | 946.00 | |
| | 19 Oct 2021 | | | Tin Shed Tavern | 7H87175 | 0.00 | 70.00 | |
| | 20 Oct 2021 | | | Ineffable Brewing Company | 7C39548 | 0.00 | 30.00 | |

Bank Register Details by Category

Burnsville Hockey Club

From 01 Oct 2021 to 31 Oct 2021, Bank Account: All

| Category | Date | CK# | Vendor | Premise | Memo/ Serial # | Payment | Deposit | Total |
|---------------------------|-------------|-----|--------|---------------------------|-------------------|---------|----------|--------|
| | 20 Oct 2021 | | | Ineffable Brewing Company | 7F16698 | 0.00 | -110.00 | |
| | 20 Oct 2021 | | | Ineffable Brewing Company | 7H39953 | 0.00 | 624.00 | |
| | 21 Oct 2021 | | | Clives Roadhouse | 7520937 | 0.00 | 624.00 | |
| | 21 Oct 2021 | | | Clives Roadhouse | 7536812 | 0.00 | 940.00 | |
| | 21 Oct 2021 | | | Clives Roadhouse | 7J56398 | 0.00 | 513.00 | |
| | 22 Oct 2021 | | | Clives Roadhouse | 7J65900 | 0.00 | 707.00 | |
| | 22 Oct 2021 | | | Jensen's Cafe | 7515816 | 0.00 | 632.00 | |
| | 22 Oct 2021 | | | Tin Shed Tavern | 7527295 | 0.00 | 3,125.00 | |
| | 22 Oct 2021 | | | Tin Shed Tavern | 7537725 | 0.00 | 1,166.00 | |
| | 25 Oct 2021 | | | Bricksworth Beer Co | 7488613 | 0.00 | 458.00 | |
| | 25 Oct 2021 | | | Clives Roadhouse | 7518239 | 0.00 | 738.00 | |
| | 25 Oct 2021 | | | Clives Roadhouse | 7520940 | 0.00 | -522.00 | |
| | 25 Oct 2021 | | | Clives Roadhouse | 7520941 | 0.00 | 694.00 | |
| | 25 Oct 2021 | | | Clives Roadhouse | 7H94758 | 0.00 | 1,146.00 | |
| | 25 Oct 2021 | | | Clives Roadhouse | 7H94761 | 0.00 | 664.00 | |
| | 25 Oct 2021 | | | Clives Roadhouse | 7J65840 | 0.00 | 973.00 | |
| | 25 Oct 2021 | | | Clives Roadhouse | 7J65915 | 0.00 | -116.00 | |
| | 25 Oct 2021 | | | Clives Roadhouse | 7J95844 | 0.00 | 461.00 | |
| | 25 Oct 2021 | | | Clives Roadhouse | 7R43715 | 0.00 | -234.00 | |
| | 25 Oct 2021 | | | Tin Shed Tavern | 7492901 | 0.00 | -102.00 | |
| | 25 Oct 2021 | | | Tin Shed Tavern | 7538001 | 0.00 | 738.00 | |
| | 26 Oct 2021 | | | Clives Roadhouse | 7527252 | 0.00 | 2,115.00 | |
| | 26 Oct 2021 | | | Clives Roadhouse | 7J89469 | 0.00 | 22.00 | |
| | 27 Oct 2021 | | | Bricksworth Beer Co | 7H91288 | 0.00 | 760.00 | |
| | 27 Oct 2021 | | | Clives Roadhouse | 7520664 | 0.00 | 512.00 | |
| | 27 Oct 2021 | | | Clives Roadhouse | 7520667 | 0.00 | 744.00 | |
| | 27 Oct 2021 | | | Clives Roadhouse | 7J65961 | 0.00 | 345.00 | |
| | 28 Oct 2021 | | | Clives Roadhouse | 7520672 | 0.00 | 378.00 | |
| | 28 Oct 2021 | | | Clives Roadhouse | 7J65813 | 0.00 | 905.00 | |
| | 28 Oct 2021 | | | Ineffable Brewing Company | 7F15426 | 0.00 | 465.00 | |
| | 28 Oct 2021 | | | Jensen's Cafe | 7515817 | 0.00 | 540.00 | |
| | 28 Oct 2021 | | | Jensen's Cafe | 6Z58615 | 0.00 | 750.00 | |
| | 28 Oct 2021 | | | Tin Shed Tavern | 7537624 | 0.00 | 1,172.00 | |
| | 28 Oct 2021 | | | Tin Shed Tavern | 7537658 | 0.00 | 978.00 | |
| | 28 Oct 2021 | | | Tin Shed Tavern | 7J64282 | 0.00 | 1,252.00 | |
| | 29 Oct 2021 | | | Clives Roadhouse | 7510931 | 0.00 | 716.00 | |
| | 29 Oct 2021 | | | Clives Roadhouse | 7526220 | 0.00 | 865.00 | |
| | 29 Oct 2021 | | | Tin Shed Tavern | 7477704 | 0.00 | 4,086.00 | |
| | 29 Oct 2021 | | | Tin Shed Tavern | 7H80594 | 0.00 | 533.00 | |
| Gaming Deposit: Tip Board | | | | | | | | 300.00 |
| | 15 Oct 2021 | | | Clives Roadhouse | 6829309 | 0.00 | 30.00 | |
| | 15 Oct 2021 | | | Clives Roadhouse | 6829311 | 0.00 | 30.00 | |
| | 15 Oct 2021 | | | Clives Roadhouse | 6829313 | 0.00 | 30.00 | |
| | 15 Oct 2021 | | | Clives Roadhouse | 6829315 | 0.00 | 30.00 | |

Bank Register Details by Category

Burnsville Hockey Club

From 01 Oct 2021 to 31 Oct 2021, Bank Account: All

| Category | Date | CK# | Vendor | Premise | Memo/ Serial # | Payment | Deposit | Total |
|---|-------------|---------|---------------------------|---------------------------|-------------------|-----------|----------|------------|
| | 15 Oct 2021 | | | Clives Roadhouse | 6829317 | 0.00 | 30.00 | |
| | 15 Oct 2021 | | | Clives Roadhouse | 6830494 | 0.00 | 30.00 | |
| | 15 Oct 2021 | | | Clives Roadhouse | 6830496 | 0.00 | 30.00 | |
| | 15 Oct 2021 | | | Clives Roadhouse | 6830497 | 0.00 | 30.00 | |
| | 15 Oct 2021 | | | Clives Roadhouse | 6830499 | 0.00 | 30.00 | |
| | 15 Oct 2021 | | | Clives Roadhouse | 6830501 | 0.00 | 30.00 | |
| Initial Start Bank | | | | | | | | 1,000.00 |
| | 01 Oct 2021 | | Clives E-Tab cash bank | Clives Roadhouse | | 0.00 | 1,000.00 | |
| Merchandise Prize | | | | | | | | -1,096.16 |
| | 12 Oct 2021 | 5327 | Cassandra Worsley | Clives Roadhouse | | 200.00 | 0.00 | |
| | 13 Oct 2021 | 5323 | Cassandra Worsley | Clives Roadhouse | | 896.16 | 0.00 | |
| Misc. Services and Supplies - Equipment and Repairs | | | | | | | | -753.87 |
| | 04 Oct 2021 | 6335 | central gaming services | Bricksworth Beer Co | | 540.00 | 0.00 | |
| | 15 Oct 2021 | D-Debit | harland ck order | Clives Roadhouse | | 95.08 | 0.00 | |
| | 15 Oct 2021 | D-Debit | harland ck order | Tin Shed Tavern | | 16.78 | 0.00 | |
| | 29 Oct 2021 | D-Debit | Three Diamond Corporation | Tin Shed Tavern | misc | 102.01 | 0.00 | |
| Misc. Services and Supplies - General | | | | | | | | -1,328.57 |
| | 04 Oct 2021 | D-Debit | Buckingham Co | Clives Roadhouse | | 490.60 | 0.00 | |
| | 04 Oct 2021 | D-Debit | Buckingham Co | Tin Shed Tavern | | 86.58 | 0.00 | |
| | 04 Oct 2021 | D-Debit | Target | Clives Roadhouse | | 18.37 | 0.00 | |
| | 04 Oct 2021 | D-Debit | Target | Tin Shed Tavern | | 3.24 | 0.00 | |
| | 15 Oct 2021 | 5318 | I Storage | Clives Roadhouse | | 661.30 | 0.00 | |
| | 15 Oct 2021 | 5318 | I Storage | Tin Shed Tavern | | 116.70 | 0.00 | |
| | 19 Oct 2021 | | Harland | Bricksworth Beer Co | | 0.00 | 48.22 | |
| Negative Game Reimbursement | | | | | | | | -1,612.00 |
| | 18 Oct 2021 | D-Debit | Cash Bank Reimbursement | Clives Roadhouse | -01 Oct 2021- | 1,612.00 | 0.00 | |
| Reimburse Excess Cash Short | | | | | | | | 11.00 |
| | 21 Oct 2021 | D-Debit | Ineffable Brewery | Ineffable Brewing Company | | 0.00 | 0.00 | |
| | 21 Oct 2021 | D-Debit | Jensens | Jensen's Cafe | | 0.00 | 0.00 | |
| | 25 Oct 2021 | D-Debit | Tin Shed | Tin Shed Tavern | | -11.00 | 0.00 | |
| Rent | | | | | | | | -13,812.40 |
| | 21 Oct 2021 | D-Debit | clives | Clives Roadhouse | | 1,750.00 | 0.00 | |
| | 21 Oct 2021 | D-Debit | Ineffable Brewery | Ineffable Brewing Company | | 248.00 | 0.00 | |
| | 21 Oct 2021 | D-Debit | Jensens | Jensen's Cafe | | 810.00 | 0.00 | |
| | 25 Oct 2021 | D-Debit | Tin Shed | Tin Shed Tavern | | 11,004.40 | 0.00 | |

Bank Reconciliation

Burnsville Hockey Club

October 2021, Bank Account: All

Statement Opening Balance 01 Oct 2021

92,045.38

Cleared Transactions:

-32,355.27

| Deposit and Other Credits | | | |
|---------------------------|---|------------------------|----------|
| 01 Oct 2021 | Gaming Deposit Pull Tab | Multiple | 6,458.00 |
| 01 Oct 2021 | Gaming Deposit Pull Tab | Multiple | 2,696.00 |
| 01 Oct 2021 | Other Deposit - Initial Start Bank | Clives E-Tab cash bank | 1,000.00 |
| 01 Oct 2021 | Gaming Deposit eGaming | eGamingPT015 | 466.00 |
| 04 Oct 2021 | Gaming Deposit Pull Tab | Multiple | 1,268.00 |
| 05 Oct 2021 | Gaming Deposit Pull Tab | Multiple | 2,311.00 |
| 05 Oct 2021 | Gaming Deposit Pull Tab | Multiple | 1,027.00 |
| 06 Oct 2021 | Gaming Deposit Pull Tab | Multiple | 339.00 |
| 07 Oct 2021 | Gaming Deposit Pull Tab | Multiple | 2,556.00 |
| 07 Oct 2021 | Gaming Deposit Pull Tab | Multiple | 573.00 |
| 07 Oct 2021 | Gaming Deposit Pull Tab | 7H39829 | 208.00 |
| 08 Oct 2021 | Gaming Deposit eGaming | eGamingPT015 | 2,000.00 |
| 08 Oct 2021 | Gaming Deposit Pull Tab | Multiple | 1,341.00 |
| 12 Oct 2021 | Gaming Deposit Pull Tab | Multiple | 6,887.00 |
| 12 Oct 2021 | Gaming Deposit Pull Tab | Multiple | 4,153.00 |
| 13 Oct 2021 | Gaming Deposit Pull Tab | Multiple | 1,433.00 |
| 13 Oct 2021 | Gaming Deposit Pull Tab | 7T39985 | 776.00 |
| 13 Oct 2021 | Gaming Deposit Pull Tab | 7515811 | 600.00 |
| 14 Oct 2021 | Gaming Deposit Pull Tab | 7477529 | 3,505.00 |
| 14 Oct 2021 | Gaming Deposit Pull Tab | 7515814 | 323.00 |
| 15 Oct 2021 | Gaming Deposit Tip Board | Multiple | 300.00 |
| 15 Oct 2021 | Gaming Deposit Pull Tab | Multiple | 148.00 |
| 17 Oct 2021 | Gaming Deposit eGaming | eGamingPT015 | 0.00 |
| 18 Oct 2021 | Gaming Deposit Pull Tab | Multiple | 3,356.00 |
| 18 Oct 2021 | Gaming Deposit Pull Tab | Multiple | 2,044.00 |
| 18 Oct 2021 | Gaming Deposit Pull Tab | Multiple | 127.00 |
| 19 Oct 2021 | Gaming Deposit Pull Tab | Multiple | 3,276.00 |
| 19 Oct 2021 | Gaming Deposit Pull Tab | Multiple | 1,632.00 |
| 19 Oct 2021 | Other Deposit - Misc. Services and Supplies - General | Harland | 48.22 |
| 20 Oct 2021 | Gaming Deposit Pull Tab | Multiple | 544.00 |
| 21 Oct 2021 | Gaming Deposit Pull Tab | Multiple | 2,077.00 |
| 22 Oct 2021 | Gaming Deposit Pull Tab | Multiple | 4,291.00 |
| 22 Oct 2021 | Gaming Deposit Pull Tab | 7J65900 | 707.00 |
| 22 Oct 2021 | Gaming Deposit Pull Tab | 7515816 | 632.00 |
| 25 Oct 2021 | Gaming Deposit Pull Tab | Multiple | 3,804.00 |
| 25 Oct 2021 | Gaming Deposit eGaming | eGamingPT015 | 1,620.00 |
| 25 Oct 2021 | Gaming Deposit Pull Tab | Multiple | 636.00 |
| 25 Oct 2021 | Gaming Deposit Pull Tab | 7488613 | 458.00 |
| 26 Oct 2021 | Gaming Deposit Pull Tab | Multiple | 2,137.00 |

Bank Reconciliation

Burnsville Hockey Club

October 2021, Bank Account: All

Deposit and Other Credits

| | | | |
|---------------------------------|-------------------------|----------|-----------|
| 27 Oct 2021 | Gaming Deposit Pull Tab | Multiple | 1,601.00 |
| 27 Oct 2021 | Gaming Deposit Pull Tab | 7H91288 | 760.00 |
| 28 Oct 2021 | Gaming Deposit Pull Tab | Multiple | 3,402.00 |
| 28 Oct 2021 | Gaming Deposit Pull Tab | Multiple | 1,283.00 |
| 28 Oct 2021 | Gaming Deposit Pull Tab | 6Z58615 | 750.00 |
| 28 Oct 2021 | Gaming Deposit Pull Tab | 7515817 | 540.00 |
| 28 Oct 2021 | Gaming Deposit Pull Tab | 7F15426 | 465.00 |
| 29 Oct 2021 | Gaming Deposit Pull Tab | Multiple | 4,619.00 |
| 29 Oct 2021 | Gaming Deposit Bingo | Multiple | 3,577.00 |
| 29 Oct 2021 | Gaming Deposit Pull Tab | Multiple | 1,581.00 |
| Total Deposit and Other Credits | | | 86,335.22 |

Payment and Expenses

| | | | |
|---------------------------------|------|---------------------------|------------|
| 01 Oct 2021 | 5311 | L&S Accounting | 1,070.00 |
| 04 Oct 2021 | | Payroll | 3,519.53 |
| 04 Oct 2021 | | Buckingham Co | 577.18 |
| 04 Oct 2021 | | Target | 21.61 |
| 04 Oct 2021 | 6335 | central gaming services | 540.00 |
| 05 Oct 2021 | | Payroll | 79.56 |
| 06 Oct 2021 | | IRS | 775.08 |
| 12 Oct 2021 | 5324 | pulltabs plus | 75.63 |
| 12 Oct 2021 | 5327 | Cassandra Worsley | 200.00 |
| 13 Oct 2021 | 5323 | Cassandra Worsley | 896.16 |
| 13 Oct 2021 | 6336 | Burnsville Hockey Club | 50,000.00 |
| 15 Oct 2021 | | IRS | 749.00 |
| 15 Oct 2021 | | harland ck order | 111.86 |
| 15 Oct 2021 | 5318 | I Storage | 778.00 |
| 18 Oct 2021 | | Cash Bank Reimbursement | 1,612.00 |
| 20 Oct 2021 | | Payroll | 3,287.79 |
| 21 Oct 2021 | | Mn Dept Of Revenue | 33,457.00 |
| 21 Oct 2021 | | clives | 1,750.00 |
| 21 Oct 2021 | | Jensens | 810.00 |
| 21 Oct 2021 | | Ineffable Brewery | 248.00 |
| 25 Oct 2021 | | Tin Shed | 10,993.40 |
| 26 Oct 2021 | | payroll tax | 62.73 |
| 27 Oct 2021 | | IRS | 689.06 |
| 29 Oct 2021 | | Three Diamond Corporation | 6,386.90 |
| Total Payment and Other Credits | | | 118,690.49 |

| | |
|---|-----------|
| Statement Ending Balance on 31 Oct 2021 | 59,690.11 |
| Balance: | 0.00 |

Bank Reconciliation

Burnsville Hockey Club
October 2021, Bank Account: All

| | |
|---------------------------------|-----------|
| Uncleared Transactions: | 0.00 |
| Deposit and Other Credits | |
| Total Deposit and Other Credits | 0.00 |
| Payment and Expenses | |
| Total Payment and Other Credits | 0.00 |
| Ending Bank Account Balance: | 59,690.11 |



OLD NATIONAL BANK

P. O. Box 718
Evansville, IN 47705

COMMUNITY PARTNER CHECKING

ACCOUNT INFORMATION

DATE 10/31/2021
ACCOUNT NUMBER 300113664

PAGE 1 OF 7

00213334 FP264310302109475000 01 000000000 0213334 008

BURNSVILLE HOCKEY CLUB
CHARITABLE FUND
ATTN BURNSVILLE ICE CENTER
251 CIVIC CENTER PKWY
BURNSVILLE MN 55337-3864

CLIENT CARE CONTACT INFORMATION



Client Care: 800-731-2265



Visit us Online: www.oldnational.com



Written Inquiries: P. O. Box 419
Evansville, IN 47703

ACCOUNT SUMMARY

| | | |
|----------------------------|------------|---------------|
| Previous Statement Balance | 09/30/2021 | \$92,045.38 |
| Deposits/Credits | 47 | \$86,335.22 |
| Withdrawals/Debits | 55 | -\$118,690.49 |
| Total Service Charges | | \$0.00 |
| Interest Paid | | \$0.00 |
| Current Statement Balance | 10/31/2021 | \$59,690.11 |
| Days in Statement Period | 31 | |

OVERDRAFT CHARGES SUMMARY

| | THIS CYCLE | YEAR TO DATE 2021 |
|--------------------------|------------|-------------------|
| Total Overdraft Fees | \$0.00 | \$0.00 |
| Total Returned Item Fees | \$0.00 | \$0.00 |

DEPOSITS AND OTHER CREDITS

| DATE | TRACER | TRANSACTION DESCRIPTIONS | AMOUNT |
|-------|--------|--------------------------|------------|
| 10/01 | 100000 | DEPOSIT | \$6,458.00 |
| 10/01 | 100000 | DEPOSIT | \$2,696.00 |
| 10/01 | 100000 | DEPOSIT | \$1,466.00 |
| 10/04 | 400000 | DEPOSIT | \$1,268.00 |
| 10/05 | 500000 | DEPOSIT | \$2,311.00 |
| 10/05 | 500000 | DEPOSIT | \$1,027.00 |
| 10/06 | 600000 | DEPOSIT | \$339.00 |
| 10/07 | 700000 | DEPOSIT | \$2,556.00 |
| 10/07 | 700000 | DEPOSIT | \$573.00 |
| 10/07 | 700000 | DEPOSIT | \$208.00 |
| 10/08 | 800000 | DEPOSIT | \$2,000.00 |
| 10/08 | 800000 | DEPOSIT | \$1,341.00 |



www.oldnational.com

To Help Balance Your Account

| | | | |
|---|-------------------------------------|--------|--|
| Enter your checkbook balance | | | |
| Add Interest credited and other deposits shown on this statement, but not previously entered in your checkbook | | | |
| | | | |
| | | | |
| | | | |
| Subtotal | | | |
| Subtract service charge and other deductions shown on this statement, but not previously entered in your checkbook | | | |
| | | | |
| | | | |
| | | | |
| Subtotal | | | |
| A Adjusted checkbook balance | | | |
| Enter the current balance from this statement | | | |
| Add deposits entered in your checkbook, but not shown on this statement | | | |
| | | | |
| | | | |
| | | | |
| Subtotal | | | |
| Subtract checks and withdrawals entered in your checkbook, but not shown on this statement | Check No. | Amount | |
| | | | |
| | | | |
| | | | |
| | | | |
| | | | |
| | | | |
| | | | |
| | | | |
| | | | |
| | | | |
| | | | |
| | | | |
| | | | |
| | | | |
| | | | |
| | Subtotal | | |
| | B Adjusted statement balance | | |

Your checkbox is in balance if line A agrees with line B.

If your adjusted checkbook and bank statement balance do not agree:

1. Review last month's statement to make sure any differences were corrected.
2. Check additions and subtractions in your checkbook.
3. Compare the amount of each check and deposit on this statement with the amount recorded in your checkbook.
4. Make sure all outstanding checks have been listed, including those that may not have been paid from the previous statement.
5. Make sure that any electronic fund transfers or automatic payments are recorded in your checkbook.

How Finance Charge is Calculated If this statement includes billing information regarding a personal line of credit for consumer use, the finance charge for each statement (loan) period is calculated by applying the applicable daily periodic rate(s) to the daily balances. To get daily balances, we take the beginning balance of your account each day, add any new loans or charges and subtract any payments or credits. Then, we multiply the daily balance each day of the statement period by the applicable daily periodic rate(s). We then add up all of these daily finance charges to get your total finance charge. If there is only one (1) daily periodic rate during the statement period, the finance charge may also be verified by multiplying the average daily balance by the number of days in the statement period and multiplying the result by the applicable daily periodic rate. If your line of credit has a variable rate feature, the rate used to calculate your finance charge may vary as described in the disclosure provided to you initially. Payments received during regular hours on business days at all of our full-service offices will be credited on the same business day. Payments received at other locations or after regular business hours will be credited on the next business day.

In Case of Errors or Questions About Your Personal Line of Credit (This is a summary of Your Billing Rights) If you think your statement is wrong, or you need more information about a transaction on your statement, write us at P.O. Box 419, Evansville, IN 47703. We must hear from you no later than 60 days after we sent you the first statement on which the error or problem appeared. You can telephone us but doing so will not preserve your rights.

In your letter, give us the following information:

1. Your name and account number.
2. The dollar amount of the suspected error.
3. Describe the error and explain, if you can, why you believe there is an error. If you need more information, describe the item you are unsure about.

You do not have to pay any amount in question while we are investigating, but you are still obligated to pay the parts of your bill that are not in question. While we investigate your question, we cannot report you as delinquent or take any action to collect the amount you question. However, charge in question may remain on your statement, and we may continue to charge you interest on that amount. But, if we determine that we made a mistake, you will not have to pay the amount in question, or any interest or other fees related to that amount. We can apply any unpaid amount against your credit limit.

If you have authorized us to pay your minimum monthly payment automatically by charging your deposit account with us, you can stop the payment on any amount you think is wrong. To stop the payment, your letter must reach us three business days before the automatic payment is scheduled to occur.

In Case of Errors or Questions About Electronic Transfers Please call 1-800-731-2265 or write us at P.O. Box 419, Evansville, IN 47703 as soon as you can, if you think your statement or receipt is wrong, or if you need more information about a transfer on this statement or on a receipt. We must hear from you no later than 60 days after we sent you the FIRST statement on which the problem or error appeared.

1. Tell us your name and account number.
2. Describe the error and transfer you are unsure about and explain as clearly as you can why you believe there is an error or why you need more information.
3. Tell us the dollar amount of the suspected error.

If you tell us verbally, we may request that you send us your complaint or question in writing within 10 business days. We will investigate your complaint and correct any error promptly. If we take more than 10 business days (20 days for new account transactions) to do this, we will recredit your account for the amount you think is in error, so that you will have use of the money during the time it takes us to complete our investigation. If we ask you to put your complaint or question in writing and we do not receive it within 10 business days, we may not recredit your account. Our investigation will take no longer than 45 business days to complete (90 days for point-of-sale, foreign debit card or new account transactions.)

If we decide that there was no error, we will send you a written explanation within 3 business days after we finish our investigation. You may ask for copies of the documents that we used in our investigation.

In Case of Irregularities Identified on This Statement You are responsible for promptly examining your statement each statement period and reporting any irregularities to us. We will not be liable for any error, any check that is altered or counterfeit, any signature that is forged or unauthorized transaction unless you notify us in writing within thirty (30) calendar days after we make the statement available to you. Also, we will not be liable for any subsequent items paid, in good faith, containing an unauthorized signature or alteration by the same wrongdoer unless you timely notify us in writing.

**OLD NATIONAL BANK**P. O. Box 718
Evansville, IN 47705

COMMUNITY PARTNER CHECKING

ACCOUNT INFORMATION

DATE 10/31/2021
ACCOUNT NUMBER 300113664

PAGE 2 OF 7

DEPOSITS AND OTHER CREDITS (continued)

| DATE | TRACER | TRANSACTION DESCRIPTIONS | AMOUNT |
|-------|---------|--|------------|
| 10/12 | 1200000 | DEPOSIT | \$6,887.00 |
| 10/12 | 1200000 | DEPOSIT | \$4,153.00 |
| 10/13 | 1300000 | DEPOSIT | \$1,433.00 |
| 10/13 | 1300000 | DEPOSIT | \$600.00 |
| 10/14 | 1400000 | DEPOSIT | \$3,505.00 |
| 10/14 | 1400000 | DEPOSIT | \$776.00 |
| 10/14 | 1400000 | DEPOSIT | \$323.00 |
| 10/15 | 1500000 | Deposit | \$300.00 |
| 10/15 | 1500000 | DEPOSIT | \$148.00 |
| 10/18 | 1800000 | DEPOSIT | \$3,356.00 |
| 10/18 | 1800000 | DEPOSIT | \$2,044.00 |
| 10/18 | 1800000 | DEPOSIT | \$127.00 |
| 10/19 | 1900000 | DEPOSIT | \$3,276.00 |
| 10/19 | 1900000 | DEPOSIT | \$1,632.00 |
| 10/19 | 1292 | HARLAND CLARKE CHK ORDER BURNSVILLE HOCKEY CLUB | \$48.22 |
| 10/20 | 2000000 | DEPOSIT | \$544.00 |
| 10/21 | 2100000 | DEPOSIT | \$2,077.00 |
| 10/22 | 2200000 | DEPOSIT | \$4,291.00 |
| 10/22 | 2200000 | DEPOSIT | \$707.00 |
| 10/22 | 2200000 | DEPOSIT | \$632.00 |
| 10/25 | 2500000 | DEPOSIT | \$3,804.00 |
| 10/25 | 2500000 | DEPOSIT | \$1,620.00 |
| 10/25 | 2500000 | DEPOSIT | \$636.00 |
| 10/25 | 2500000 | DEPOSIT | \$458.00 |
| 10/26 | 2600000 | DEPOSIT | \$2,137.00 |
| 10/27 | 2700000 | DEPOSIT | \$1,601.00 |
| 10/28 | 2800000 | Deposit | \$3,577.00 |
| 10/28 | 2800000 | DEPOSIT | \$3,402.00 |
| 10/28 | 2800000 | DEPOSIT | \$1,283.00 |
| 10/28 | 2800000 | DEPOSIT | \$760.00 |
| 10/28 | 2800000 | DEPOSIT | \$750.00 |
| 10/28 | 2800000 | DEPOSIT | \$540.00 |
| 10/29 | 2900000 | DEPOSIT | \$4,619.00 |
| 10/29 | 2900000 | DEPOSIT | \$1,581.00 |
| 10/29 | 2900000 | DEPOSIT | \$465.00 |

**OLD NATIONAL BANK**P. O. Box 718
Evansville, IN 47705

COMMUNITY PARTNER CHECKING

ACCOUNT INFORMATION

DATE 10/31/2021
ACCOUNT NUMBER 300113664

PAGE 3 OF 7

WITHDRAWALS AND OTHER DEBITS

| DATE | TRACER | TRANSACTION DESCRIPTIONS | AMOUNT |
|-------|--------|--|-------------|
| 10/04 | 1277 | PAYROLL PAYROLL BURNSVILLE HOCKEY CLUB | -\$1,061.80 |
| 10/04 | 1277 | PAYROLL PAYROLL BURNSVILLE HOCKEY CLUB | -\$807.58 |
| 10/04 | 1277 | PAYROLL PAYROLL BURNSVILLE HOCKEY CLUB | -\$498.79 |
| 10/04 | 1277 | PAYROLL PAYROLL BURNSVILLE HOCKEY CLUB | -\$437.59 |
| 10/04 | 1277 | PAYROLL PAYROLL BURNSVILLE HOCKEY CLUB | -\$168.12 |
| 10/04 | 1277 | PAYROLL PAYROLL BURNSVILLE HOCKEY CLUB | -\$149.98 |
| 10/04 | 1277 | PAYROLL PAYROLL BURNSVILLE HOCKEY CLUB | -\$107.13 |
| 10/04 | 1277 | PAYROLL PAYROLL BURNSVILLE HOCKEY CLUB | -\$74.99 |
| 10/04 | 1277 | PAYROLL PAYROLL BURNSVILLE HOCKEY CLUB | -\$58.41 |
| 10/04 | 1277 | PAYROLL PAYROLL BURNSVILLE HOCKEY CLUB | -\$42.48 |
| 10/04 | 1277 | PAYROLL PAYROLL BURNSVILLE HOCKEY CLUB | -\$40.64 |
| 10/04 | 1277 | PAYROLL PAYROLL BURNSVILLE HOCKEY CLUB | -\$37.50 |
| 10/04 | 1277 | PAYROLL PAYROLL BURNSVILLE HOCKEY CLUB | -\$34.52 |
| 10/04 | 116 | CRD PUR 100211322816 8269 TARGET T- 14333 Hwy 13 SAVAGE MN | -\$21.61 |
| 10/05 | 135 | CRD PUR MDBW1KE43 8269 BUCKINGHAM COMP 952-2266441 MN | -\$577.18 |
| 10/05 | 1278 | PAYROLL TAX BURNSVILLE HOCKEY CLUB | -\$79.56 |
| 10/06 | 1279 | IRS USATAXPYMT BURNSVILLE HOCKEY CLUB | -\$775.08 |

**OLD NATIONAL BANK**P. O. Box 718
Evansville, IN 47705

COMMUNITY PARTNER CHECKING

ACCOUNT INFORMATION

DATE 10/31/2021
ACCOUNT NUMBER 300113664

PAGE 4 OF 7

WITHDRAWALS AND OTHER DEBITS (continued)

| DATE | TRACER | TRANSACTION DESCRIPTIONS | AMOUNT |
|-------|---------|--|-------------|
| 10/07 | 1280 | THREE DIAMOND CO ACH BURNSVILLE HOCKEY | -\$1,066.74 |
| 10/08 | 1281 | THREE DIAMOND CO ACH BURNSVILLE HOCKEY | -\$1,172.00 |
| 10/14 | 1287 | THREE DIAMOND CO ACH BURNSVILLE HOCKEY | -\$755.30 |
| 10/15 | 1288 | THREE DIAMOND CO ACH BURNSVILLE HOCKEY | -\$772.97 |
| 10/15 | 1288 | PAYROLL TAX BURNSVILLE HOCKEY CLUB | -\$749.00 |
| 10/18 | 1800000 | CUSTOMER WITHDRAWAL | -\$1,612.00 |
| 10/19 | 1292 | PAYROLL PAYROLL BURNSVILLE HOCKEY CLUB | -\$1,213.49 |
| 10/19 | 1292 | PAYROLL PAYROLL BURNSVILLE HOCKEY CLUB | -\$562.88 |
| 10/19 | 1292 | PAYROLL PAYROLL BURNSVILLE HOCKEY CLUB | -\$437.59 |
| 10/19 | 1292 | PAYROLL PAYROLL BURNSVILLE HOCKEY CLUB | -\$351.54 |
| 10/19 | 1292 | PAYROLL PAYROLL BURNSVILLE HOCKEY CLUB | -\$243.82 |
| 10/19 | 1292 | PAYROLL PAYROLL BURNSVILLE HOCKEY CLUB | -\$211.13 |
| 10/19 | 5292 | HARLAND CLARKE CHK ORDER BURNSVILLE HOCKEY CLUB | -\$111.86 |
| 10/19 | 1292 | PAYROLL PAYROLL BURNSVILLE HOCKEY CLUB | -\$74.99 |
| 10/19 | 1292 | PAYROLL PAYROLL BURNSVILLE HOCKEY CLUB | -\$74.98 |
| 10/19 | 1292 | PAYROLL PAYROLL BURNSVILLE HOCKEY CLUB | -\$37.49 |
| 10/19 | 1292 | PAYROLL PAYROLL BURNSVILLE HOCKEY CLUB | -\$31.86 |
| 10/19 | 1292 | PAYROLL PAYROLL BURNSVILLE HOCKEY CLUB | -\$26.78 |
| 10/19 | 1292 | PAYROLL PAYROLL BURNSVILLE HOCKEY CLUB | -\$21.24 |

**OLD NATIONAL BANK**P. O. Box 718
Evansville, IN 47705

COMMUNITY PARTNER CHECKING

ACCOUNT INFORMATION

| | |
|----------------|------------|
| DATE | 10/31/2021 |
| ACCOUNT NUMBER | 300113664 |

PAGE 5 OF 7

WITHDRAWALS AND OTHER DEBITS (continued)

| DATE | TRACER | TRANSACTION DESCRIPTIONS | AMOUNT |
|-------|--------|---|--------------|
| 10/21 | 1294 | MN DEPT OF REVEN MN Rev pay BURNSVILLE HOCKEY CLUB | -\$33,293.36 |
| 10/21 | 1294 | BurnsvilleHockey CREDITS BurnsvilleHockey | -\$1,750.00 |
| 10/21 | 1294 | THREE DIAMOND CO ACH BURNSVILLE HOCKEY | -\$899.44 |
| 10/21 | 1294 | BurnsvilleHockey 04433 BurnsvilleHockey | -\$810.00 |
| 10/22 | 1295 | MN DEPT OF REVEN MN Rev pay BURNSVILLE HOCKEY CLUB | -\$163.64 |
| 10/25 | 1298 | BurnsvilleHockey CREDITS BurnsvilleHockey | -\$10,000.00 |
| 10/25 | 1298 | THREE DIAMOND CO ACH BURNSVILLE HOCKEY | -\$982.67 |
| 10/26 | 1299 | BurnsvilleHockey CREDITS BurnsvilleHockey | -\$993.40 |
| 10/26 | 1299 | PAYROLL TAX BURNSVILLE HOCKEY CLUB | -\$62.73 |
| 10/27 | 1300 | IRS USATAXPYMT BURNSVILLE HOCKEY CLUB | -\$689.06 |
| 10/28 | 1301 | THREE DIAMOND CO ACH BURNSVILLE HOCKEY | -\$737.78 |

CHECKS

| CHECK NUMBER | DATE | AMOUNT | CHECK NUMBER | DATE | AMOUNT |
|--------------|-------|------------|--------------|-------|-------------|
| 5311 | 10/26 | \$1,070.00 | 5324 | 10/12 | \$75.63 |
| 5318 * | 10/21 | \$778.00 | 5327 * | 10/27 | \$200.00 |
| 5322 * | 10/04 | \$248.00 | 6335 * | 10/12 | \$540.00 |
| 5323 | 10/06 | \$896.16 | 6336 | 10/13 | \$50,000.00 |

* Denotes check paid out of sequence

DAILY BALANCE SUMMARY

| DATE | BALANCE | DATE | BALANCE | DATE | BALANCE |
|-------|--------------|-------|--------------|-------|--------------|
| 09/30 | \$92,045.38 | 10/01 | \$102,665.38 | 10/04 | \$100,144.24 |
| 10/05 | \$102,825.50 | 10/06 | \$101,493.26 | 10/07 | \$103,763.52 |
| 10/08 | \$105,932.52 | 10/12 | \$116,356.89 | 10/13 | \$68,389.89 |
| 10/14 | \$72,238.59 | 10/15 | \$71,164.62 | 10/18 | \$75,079.62 |
| 10/19 | \$76,636.19 | 10/20 | \$77,180.19 | 10/21 | \$41,726.39 |



OLD NATIONAL BANK

P. O. Box 718
Evansville, IN 47705

COMMUNITY PARTNER CHECKING

ACCOUNT INFORMATION

| | |
|----------------|------------|
| DATE | 10/31/2021 |
| ACCOUNT NUMBER | 300113664 |

PAGE 6 OF 7

DAILY BALANCE SUMMARY (continued)

| DATE | BALANCE | DATE | BALANCE | DATE | BALANCE |
|-------|-------------|-------|-------------|-------|-------------|
| 10/22 | \$47,192.75 | 10/25 | \$42,728.08 | 10/26 | \$42,738.95 |
| 10/27 | \$43,450.89 | 10/28 | \$53,025.11 | 10/29 | \$59,690.11 |

00213334 0729380 0006-0007

COMMUNITY PARTNER CHECKING

300113664

[illegible]

| | | |
|------|------------|------------|
| 5311 | \$1,070.00 | 10/26/2021 |
|------|------------|------------|

[illegible]

5318 \$778.00 10/21/2021

[illegible]

| | | |
|------|----------|------------|
| 5322 | \$248.00 | 10/04/2021 |
|------|----------|------------|

[illegible]

5323 \$896.16 10/06/2021

[illegible]

| | | |
|------|---------|------------|
| 5324 | \$75.63 | 10/12/2021 |
|------|---------|------------|

[illegible]

| | | |
|------|----------|------------|
| 5327 | \$200.00 | 10/27/2021 |
|------|----------|------------|

BURNSVILLE HOCKEY CLUB
 600 NEWBOLLY PIKE CENTER
 101 THE COMMONS DRIVE
 BURNSVILLE, NY 12015

0335
 10-4-21
 10-4-21
 \$540.00
 \$101.00
 \$439.00
 OLD NATIONAL BANK
 NEW YORK
 MICHAEL J. BURNS
 MICHAEL J. BURNS

MICHAEL J. BURNS
 MICHAEL J. BURNS

| | | |
|------|----------|------------|
| 6335 | \$540.00 | 10/12/2021 |
|------|----------|------------|

BURNSVILLE HOCKEY CLUB
CAPTAIN: CLIFF GIBBS
CO-CAPTAIN: RICKY BURNETT
BURNSVILLE HOCKEY

6336

Date 10-16-81

PAYMENT BY Burnsville Hockey Club = \$9,000

Bridge Overhead & 10100

OLD NATIONAL BANK

cash for National purpose donation

Chester Dawson

#CDE336# CDB630CDZC 3DD13364#

| | | |
|------|-------------|------------|
| 6336 | \$50,000.00 | 10/13/2021 |
|------|-------------|------------|

Check Register - October 2021

| | | | |
|------|------------|-------------|-------------------------------------|
| 6335 | 10/4/2021 | \$540.00 | Central Gaming Sevice |
| 6336 | 10/6/2021 | \$50,000.00 | BHC (lawful purpose donation) |
| * | 10/18/2021 | \$1,612.00 | replenish etab cash bank |

MINNESOTA LAWFUL GAMBLING

LG861e Daily Cash Bank Accounting for Electronic Pull-Tabs and Electronic Linked Bingo (Page 1 of 2)

Start a new sheet at the beginning of each month. Complete one line for each day of electronic game activity.

(5/16)

Organization Name: BHC License and Premises Permit Number: 04433-015

Site Name: Olives Month/Year: Oct/2021 Starting Cash Bank Amount: 2,000

| TRACKING OF CASH DRAWER AMOUNT | | | | | ADJUSTMENTS FOR DEPOSITS & REIMBURSEMENTS | | | | CASH LONG OR (SHORT) | |
|--------------------------------|--|-------------------|--|-------------------|--|--|---|---|------------------------------|--|
| A | B | C | D | E | F | G | H | I | J | K |
| Date | Amount in cash drawer at start of business day | Seller's Initials | Amount in cash drawer at end of business day | Seller's Initials | Increase or (decrease) to cash drawer amount (Col. D minus Col. B) | Amount removed from cash drawer for deposit* | Amount added to reimburse for negative receipts** | Cash from game proceeds (Col. F plus Col. G minus Col. H) | Daily net from POS report*** | Cash long or (short) (Col. I minus Col. J) |
| 10-1 | 2,000 | BD | 2001 | BD | + | - | = | | 41 | |
| 10-1 | 2001 | AL | 2001 | AL | + | - | = | | - | |
| 10-2 | 2001 | SA | 2236 | SA | + | - | = | | +235 | |
| 10-2 | 2236 | AL | 2128 | AL | + | - | = | | -108 | |
| 10-3 | 2128 | SA | 2128 | SA | + | - | = | | | |
| 10-3 | 2128 | MD | 2128 | MD | + | - | = | | | |
| 10-4 | 2128 | AL | 2502 | AL | + | - | = | | +374 | |
| 10-5 | 2502 | SA | 2714 | SA | + | - | = | | +212 | |
| 10-5 | 2714 | TC | 2914 | TC | + | - | = | | | |
| 10-6 | 2914 | BB | 3114 | BB | + | - | = | | +200 | |
| 10-6 | 3114 | TW | 3794 | TW | + | - | = | | +680 | |
| 10-7 | 3794 | SA | 3984 | SA | + | - | = | | +190 | |
| 10-7 | 3984 | BD | 4044 | BD | + | 2000 | - | = | +60 | |
| 10-8 | 2044 | BD | 1796 | | + | - | = | | -248 | |
| 10-8 | 1796 | AL | 1883 | AL | + | - | = | | +87 | |

* Do not deposit receipts from the current day's activity. The amount deposited should equal the combined amount(s) in Column I for one or more previous days.

** If the drawer is reimbursed for negative receipts, reimburse the amount needed to bring the drawer back to the original starting cash bank amount. At month-end, if the amount in Column D is less than the starting cash bank amount, enter the difference as an "unreimbursed starting cash bank amount" on the LG100A, Line 26.

***The "Daily net from POS report" is the difference between the value of game credits purchased and the value of game credits redeemed at the site for that day. This number may be called the "Combined Net" or "Total Net" on your POS (point-of-sale) system.

Total cash long or (short) from this page:

MINNESOTA LAWFUL GAMBLING

LG861e Daily Cash Bank Accounting for Electronic Pull-Tab and Electronic Linked Bingo (Page 1 of 2)

Start a new sheet at the beginning of each month. Complete one line for each day of electronic game activity.

(5/16)

Organization Name:

BNC

License and Premises Permit Number:

04433-015

Site Name:

Clives

Month/Year:

04/21

Starting Cash Bank Amount:

2000

| TRACKING OF CASH DRAWER AMOUNT | | | | | ADJUSTMENTS FOR DEPOSITS & REIMBURSEMENTS | | | | CASH LONG OR (SHORT) | |
|--|--|-------------------|--|-------------------|--|--|---|---|--|--|
| A | B | C | D | E | F | G | H | I | J | K |
| Date | Amount in cash drawer at start of business day | Seller's Initials | Amount in cash drawer at end of business day | Seller's Initials | Increase or (decrease) to cash drawer amount (Col. D minus Col. B) | Amount removed from cash drawer for deposit* | Amount added to reimburse for negative receipts** | Cash from game proceeds (Col. F plus Col. G minus Col. H) | Daily net from POS report*** | Cash long or (short) (Col. I minus Col. J) |
| 10/9 | 1883 | AL | 1885 | AL | + | - | = | | +2 | |
| 10/10 | 1885 | BD | 1885 | BD | + | - | = | | 2 | |
| 10-10 | 1885 | RB | 2104 | RB | + | - | = | | +219 | |
| 10-10 | 2104 | MB | 2504 | MB | + | - | = | | +400 | |
| 10-11 | 2504 | AL | 2084 | AL | + | - | = | | +170 | |
| 10-12 | 2084 | RB | 2894 | RB | + | - | = | | +220 | |
| 10-12 | 2894 | TC | 2494 | TC | + | - | = | | -400 | |
| 10-13 | 2494 | RB | 2494 | RB | + | - | = | | 2 | |
| 10-13 | 2494 | BD | 2534 | BD | + | - | = | | +40 | |
| 10-14 | 2534 | SA | 2554 | SA | + | - | = | | +20 | |
| 10-14 | 2554 | MC | 2158 | MC | + | - | = | | -396 | |
| 10-15 | 2158 | BD | 2318 | BD | + | - | = | | +160 | |
| 10-15 | 2318 | RB | 2358 | RB | + | - | = | | +40 | |
| 10-16 | 2358 | BD | 2358 | BD | + | - | = | | 2 | |
| 10-16 | 2358 | | 1108 | Patty | + | - | = | | -1250 | |
| * Do not deposit receipts from the current day's activity. The amount deposited should equal the combined amount(s) in Column I for one or more previous days. | | | | | | | | | Total cash long or (short) from this page: | |

** If the drawer is reimbursed for negative receipts, reimburse the amount needed to bring the drawer back to the original starting cash bank amount. At month-end, if the amount in Column D is less than the starting cash bank amount, enter the difference as an "unreimbursed starting cash bank amount" on the LG100A, Line 26.

***The "Daily net from POS report" is the difference between the value of game credits purchased and the value of game credits redeemed at the site for that day. This number may be called the "Combined Net" or "Total Net" on your POS (point-of-sale) system.

MINNESOTA LAWFUL GAMBLING

LG861e Daily Cash Bank Accounting for Electronic Pull-Tabs and Electronic Linked Bingo (Page 1 of 2)

Start a new sheet at the beginning of each month. Complete one line for each day of electronic game activity.

(5/16)

Organization Name: BHC License and Premises Permit Number: 004433-015
 Site Name: Clives Month/Year: Oct/2021 Starting Cash Bank Amount: 2,000

| TRACKING OF CASH DRAWER AMOUNT | | | | | ADJUSTMENTS FOR DEPOSITS & REIMBURSEMENTS | | | | CASH LONG OR (SHORT) | |
|--------------------------------|--|-------------------|--|-------------------|--|--|---|---|------------------------------|--|
| A | B | C | D | E | F | G | H | I | J | K |
| Date | Amount in cash drawer at start of business day | Seller's Initials | Amount in cash drawer at end of business day | Seller's Initials | Increase or (decrease) to cash drawer amount (Col. D minus Col. B) | Amount removed from cash drawer for deposit* | Amount added to reimburse for negative receipts** | Cash from game proceeds (Col. F plus Col. G minus Col. H) | Daily net from POS report*** | Cash long or (short) (Col. I minus Col. J) |
| 10-17 | 1108 | SA | 388 | SA | + | - | = | | -720 | |
| 10-17 | 388 | mp | 388 | mp | + | - | = | | 0 | |
| 10-18 | 2000 | AL | 2000 | AL | + | - | = | | 0 | |
| 10-19 | 2000 | SA | 2220 | SA | + | - | = | | +220 | |
| 10-19 | 2220 | mp | 2620 | mp | + | - | = | | +400 | |
| 10-20 | 2620 | BB | 3600 | BB | + | - | = | | +980 | |
| 10-21 | 3600 | SA | 3730 | SA | + | - | = | | +130 | |
| 10-21 | 3730 | AL | 3750 | AL | + | - | = | | +20 | |
| 10-22 | 3750 | BO | 3750 | BO | + | - | = | | | |
| 10-22 | 3750 | AL | 4620 | AL | + | 1620 | - | = | +870 | |
| 10-23 | 3000 | AL | 3189 | AL | + | - | = | | +189 | |
| 10-24 | 3189 | mp | 3489 | mp | + | - | = | | +300 | |
| 10-24 | 3489 | TW | 3509 | TW | + | - | = | | +20 | |
| 10-25 | 3509 | AL | 3209 | AL | + | - | = | | -300 | |
| 10-26 | 3209 | BB | 3289 | BB | + | - | = | | +80 | |

*Do not deposit receipts from the current day's activity. The amount deposited should equal the combined amount(s) in Column I for one or more previous days.

** If the drawer is reimbursed for negative receipts, reimburse the amount needed to bring the drawer back to the original starting cash bank amount. At month-end, if the amount in Column D is less than the starting cash bank amount, enter the difference as an "unreimbursed starting cash bank amount" on the LG100A, Line 26.

***The "Daily net from POS report" is the difference between the value of game credits purchased and the value of game credits redeemed at the site for that day. This number may be called the "Combined Net" or "Total Net" on your POS (point-of-sale) system.

Total cash long or (short) from this page:

MINNESOTA LAWFUL GAMBLING

LG861e Daily Cash Bank Accounting for Electronic Pull-Tabs and Electronic Linked Bingo (Page 1 of 2)

Start a new sheet at the beginning of each month. Complete one line for each day of electronic game activity.

(5/16)

| Organization Name: <u>BHC</u> | | | | | License and Premises Permit Number: <u>04433-015</u> | | | | | |
|--------------------------------|--|-------------------|--|-------------------|---|--|---|---|------------------------------|--|
| Site Name: <u>Clives</u> | | | | | Month/Year: <u>Oct/2021</u> Starting Cash Bank Amount: <u>2,000</u> | | | | | |
| TRACKING OF CASH DRAWER AMOUNT | | | | | ADJUSTMENTS FOR DEPOSITS & REIMBURSEMENTS | | | | CASH LONG OR (SHORT) | |
| A | B | C | D | E | F | G | H | I | J | K |
| Date | Amount in cash drawer at start of business day | Seller's Initials | Amount in cash drawer at end of business day | Seller's Initials | Increase or (decrease) to cash drawer amount (Col. D minus Col. B) | Amount removed from cash drawer for deposit* | Amount added to reimburse for negative receipts** | Cash from game proceeds (Col. F plus Col. G minus Col. H) | Daily net from POS report*** | Cash long or (short) (Col. I minus Col. J) |
| 10-26 | 3289 | AL | 2603 | AL | + | - | = | | -686 | |
| 10-27 | 2603 | KB | 2633 | KB | + | - | = | | +25 | |
| 10-27 | 2633 | TW | 2577 | | + | - | = | | -56 | |
| 10-28 | 2527 | SA | 2886 | SA | + | - | = | | +359 | |
| 10-28 | 2886 | AL | 2886 | AL | + | - | = | | | |
| 10-29 | 2886 | BD | 2936 | BD | + | - | = | | +50 | |
| 10-29 | 2936 | AL | 2996 | AL | + | - | = | | +60 | |
| 10-30 | 2996 | AL | 3196 | AL | + | - | = | | +200 | |
| 10-30 | 3196 | KB | 3596 | KB | + | - | = | | +400 | |
| 10-31 | 3596 | KB | 4480 | KB | + | - | = | | +884 | |
| 10-31 | 4480 | MD | 4499 | MD | +2499 | - | = | | +19 | |
| | | | | | + | - | = | | | |
| | | | | | + | - | = | | | |
| | | | | | + | - | = | | | |
| | | | | | + | - | = | | | |

* Do not deposit receipts from the current day's activity. The amount deposited should equal the combined amount(s) in Column I for one or more previous days.

** If the drawer is reimbursed for negative receipts, reimburse the amount needed to bring the drawer back to the original starting cash bank amount. At month-end, if the amount in Column D is less than the starting cash bank amount, enter the difference as an "unreimbursed starting cash bank amount" on the LG100A, Line 26.

***The "Daily net from POS report" is the difference between the value of game credits purchased and the value of game credits redeemed at the site for that day. This number may be called the "Combined Net" or "Total Net" on your POS (point-of-sale) system.

Total cash long or (short) from this page:

etabs

| | |
|------------------------------|-------------------|
| BURNSVILLE HOCKEY CLUB 04433 | |
| DATE: 10-8-21 | |
| LOCATION: Clive's | SITE #: 04433-015 |
| SERIAL NUMBER | AMOUNT |
| etabs 10/1-10/7 | 2000 00 |
| | |
| | |
| | |
| | |
| TOTAL | 2000 00 |

| | |
|------------------------------|-------------------|
| BURNSVILLE HOCKEY CLUB 04433 | |
| DATE: | |
| LOCATION: Clive's | SITE #: 04433-015 |
| SERIAL NUMBER | AMOUNT |
| | |
| | |
| | |
| | |
| | |
| TOTAL | |

| | |
|------------------------------|-------------------|
| BURNSVILLE HOCKEY CLUB 04433 | |
| DATE: 10-25-21 | |
| LOCATION: Clive's | SITE #: 04433-015 |
| SERIAL NUMBER | AMOUNT |
| 10/8-10/22 | 1620 00 |
| | |
| | |
| | |
| | |
| TOTAL | 1620 00 |

| | |
|------------------------------|-------------------|
| BURNSVILLE HOCKEY CLUB 04433 | |
| DATE: | |
| LOCATION: Clive's | SITE #: 04433-015 |
| SERIAL NUMBER | AMOUNT |
| | |
| | |
| | |
| | |
| TOTAL | |

| | |
|------------------------------|-------------------|
| BURNSVILLE HOCKEY CLUB 04433 | |
| DATE: 10-27-21 | |
| LOCATION: Clive's | SITE #: 04433-015 |
| SERIAL NUMBER | AMOUNT |
| 10/23-10/31 | 2499 00 |
| | |
| | |
| | |
| | |
| TOTAL | 2499 00 |

| | |
|------------------------------|-------------------|
| BURNSVILLE HOCKEY CLUB 04433 | |
| DATE: | |
| LOCATION: Clive's | SITE #: 04433-015 |
| SERIAL NUMBER | AMOUNT |
| | |
| | |
| | |
| | |
| TOTAL | |

etabs

OLD NATIONAL BANK

TlrDDDepCom Receipt DEPOSIT

Transaction Date: 10/8/2021 13:09

Posting Date: 10/8/2021

*****3664 \$2,000.00

638 0005 2596 16

Banking.Anytime.Anywhere.
With ONB Mobile.
Learn more at onb247.com.

OLD NATIONAL BANK

TlrDDDepCom Receipt DEPOSIT

Transaction Date: 11/1/2021 12:29

Posting Date: 11/1/2021

*****3664 \$2,499.00

638 0002 2590 61

Banking.Anytime.Anywhere.
With ONB Mobile.
Learn more at onb247.com.

C debs

OLD NATIONAL BANK

TlrDDDepCom Receipt DEPOSIT

Transaction Date: 10/25/2021 11:05

Posting Date: 10/25/2021

*****3664 \$1,620.00

638 0002 2590 24

Banking.Anytime.Anywhere.
With ONB Mobile.
Learn more at onb247.com.

PRIZE RECEIPT Complete in ink. Staple winning ticket, and winning seal, if any, to prize receipt.*

| | | |
|---|---|--|
| Organization name Burnsville Hockey Club | Date and time (a.m./p.m.) 10-7-21-7P | Value of prize \$ 620 |
| Site location Clives | Name of game | |
| <input type="checkbox"/> Bingo \$100+ <input checked="" type="checkbox"/> Electronic device credits \$600+ <input type="checkbox"/> *Tipboard \$100+ <input type="checkbox"/> *Paddlewheel \$100+ <input type="checkbox"/> *Paper pull-tab \$100+ <input type="checkbox"/> *Last sale prize \$20 or more <input type="checkbox"/> Bingo alternative prize \$ | | |
| Game serial number | | |
| RECEIVED BY | | |
| Name (print) Mary W. Land | | |
| Address 19910 Judicial Rd | | |
| City, state, zip Lakeville MN 55044 | | |
| Driver's license number or ID# from other picture identification A891 016186118 | | State MN |
| Winner's signature, in ink Mary W. Land | | Seller's signature, in ink Blair Dawson |

PREPARED BY THE MINNESOTA GAMBLING CONTROL BOARD (LG0007 7/16)

PRIZE RECEIPT Complete in ink. Staple winning ticket, and winning seal, if any, to prize receipt.*

| | | |
|---|--|--|
| Organization name Burnsville Hockey Club | Date and time (a.m./p.m.) 10-8-21 11:00pm | Value of prize \$ 753 |
| Site location Clives | Name of game E-TABS | |
| <input type="checkbox"/> Bingo \$100+ <input checked="" type="checkbox"/> Electronic device credits \$600+ <input type="checkbox"/> *Tipboard \$100+ <input type="checkbox"/> *Paddlewheel \$100+ <input type="checkbox"/> *Paper pull-tab \$100+ <input type="checkbox"/> *Last sale prize \$20 or more <input type="checkbox"/> Bingo alternative prize \$ | | |
| Game serial number | | |
| RECEIVED BY | | |
| Name (print) Justin Loop | | |
| Address 7417 Bryant Ave S. | | |
| City, state, zip Richfield MN | | |
| Driver's license number or ID# from other picture identification M013-214-571-404 | | State MN |
| Winner's signature, in ink Justin Loop | | Seller's signature, in ink Blair Dawson |

PREPARED BY THE MINNESOTA GAMBLING CONTROL BOARD (LG0007 7/16)



PRIZE RECEIPT Complete in ink. Staple winning ticket, and winning seal, if any, to prize receipt.*

| | | |
|---|---|--|
| Organization name Burnsville Hockey Club <i>BHC</i> | Date and time (a.m./p.m.) <i>10/8/21 6:00 PM</i> | Value of prize <i>\$ 948.00</i> |
| | Name of game <i>Double Eagle</i> | |
| <input type="checkbox"/> Bingo \$100+ <input checked="" type="checkbox"/> Electronic device credits \$600+ <input type="checkbox"/> *Tipboard \$100+ <input type="checkbox"/> *Paddlewheel \$100+ <input type="checkbox"/> *Paper pull-tab \$100+ <input type="checkbox"/> *Last sale prize \$20 or more <input type="checkbox"/> Bingo alternative prize \$ | | |
| Game serial number | | |
| Site location Clives | | |
| RECEIVED BY | | |
| Name (print) <i>Crystal Lee Kotraba</i> | | |
| Address <i>1495 Stark Road</i> | | |
| City, state, zip <i>Harris, MN 55038</i> | | State <i>MN</i> |
| Driver's license number or ID# from other picture identification <i>MN 3105955409</i> | | |
| Winner's signature, in ink <i>[Signature]</i> | | Seller's signature, in ink <i>[Signature]</i> |
| PREPARED BY THE MINNESOTA GAMBLING CONTROL BOARD (LG0007 7/16) | | |



PRIZE RECEIPT Complete in ink. Staple winning ticket, and winning seal, if any, to prize receipt.*

| | | |
|---|--|--|
| Organization name Burnsville Hockey Club | Date and time (a.m./p.m.) <i>10-16-21</i> | Value of prize <i>\$ 1200.00</i> |
| | Name of game <i>ETAB'S</i> | |
| <input type="checkbox"/> Bingo \$100+ <input checked="" type="checkbox"/> Electronic device credits \$600+ <input type="checkbox"/> *Tipboard \$100+ <input type="checkbox"/> *Paddlewheel \$100+ <input type="checkbox"/> *Paper pull-tab \$100+ <input type="checkbox"/> *Last sale prize \$20 or more <input type="checkbox"/> Bingo alternative prize \$ | | |
| Game serial number | | |
| Site location <i>POB 1-8-67</i> | | |
| RECEIVED BY | | |
| Name (print) <i>Randy Joseph Reichel</i> | | |
| Address <i>10884 247th Ave</i> | | |
| City, state, zip <i>Staples MN 56479</i> | | State <i>MN</i> |
| Driver's license number or ID# from other picture identification <i>184-226-662-813</i> | | |
| Winner's signature, in ink <i>[Signature]</i> | | Seller's signature, in ink <i>[Signature]</i> |

PRIZE RECEIPT Complete in ink. Staple winning ticket, and winning seal, if any, to prize receipt.*

| | | |
|---|---|--|
| Organization name Burnsville Hockey Club | Date and time (a.m./p.m.) 10-17-21 3:12 pm | Value of prize \$ 1200.00 |
| | Name of game etabs | |
| | <input type="checkbox"/> Bingo \$100+ <input checked="" type="checkbox"/> Electronic device credits \$600+ <input type="checkbox"/> *Tipboard \$100+ <input type="checkbox"/> *Paddlewheel \$100+ <input type="checkbox"/> *Paper pull-tab \$100+ <input type="checkbox"/> *Last sale prize \$20 or more <input type="checkbox"/> Bingo alternative prize \$ | |
| | Game serial number | |
| Site location Clives | | |
| RECEIVED BY | | |
| Name (print) Randy Joseph Reichel | | |
| Address 10884 247th Ave | | |
| City, state, zip Staples, MN 56479 | | |
| Driver's license number or ID# from other picture identification X184 226 442813 | | State MN |
| Winner's signature, in ink  | | Seller's signature, in ink  |
| PREPARED BY THE MINNESOTA GAMBLING CONTROL BOARD (LG0007 7/16) | | |

PRIZE RECEIPT Complete in ink. Staple winning ticket, and winning seal, if any, to prize receipt.*

| | | |
|---|---|--|
| Organization name Burnsville Hockey Club | Date and time (a.m./p.m.) 10/20/21 5:00 pm | Value of prize \$ 700 |
| | Name of game etabs | |
| | <input type="checkbox"/> Bingo \$100+ <input checked="" type="checkbox"/> Electronic device credits \$600+ <input type="checkbox"/> *Tipboard \$100+ <input type="checkbox"/> *Paddlewheel \$100+ <input type="checkbox"/> *Paper pull-tab \$100+ <input type="checkbox"/> *Last sale prize \$20 or more <input type="checkbox"/> Bingo alternative prize \$ | |
| | Game serial number | |
| Site location Clives | | |
| RECEIVED BY | | |
| Name (print) Karen Ann Paterson | | |
| Address 328 Hillcrest Lane | | |
| City, state, zip Burnsville, MN 55337 | | |
| Driver's license number or ID# from other picture identification G037-047-331-510 | | State MN |
| Winner's signature, in ink  | | Seller's signature, in ink  |
| PREPARED BY THE MINNESOTA GAMBLING CONTROL BOARD (LG0007 7/16) | | |

PRIZE RECEIPT Complete in ink. Staple winning ticket, and winning seal, if any, to prize receipt.*

Organization name
Burnsville Hockey Club

Date and time (a.m./p.m.)
10/26/21 10:00

Value of prize
\$ 678

Name of game
e-Labs

☐ Bingo \$100+

☒ Electronic device credits \$600+

☐ *Tipboard \$100+

☐ *Paddlewheel \$100+

☐ *Paper pull-tab \$100+

☐ *Last sale prize \$20 or more

☐ Bingo alternative prize \$

Site location

Clives

Game serial number

RECEIVED BY

Name (print)

Address

City, state, zip

Driver's license number or ID# from other picture identification

State

Winner's signature, in ink

Seller's signature, in ink

PREPARED BY THE MINNESOTA GAMBLING CONTROL BOARD (LG0007 7/16)

MINNESOTA LAWFUL GAMBLING
**LG846 Physical Inventory/Pull-Tabs, Tipboards,
 and/or Paddletickets Monthly Report**

6/16

Organization Name:

BURNSVILLE HOCKEY CLUB

License/Premises Permit Number:

#04433-015

Site Name:

Clive's

☒ Pull-Tabs
☐ Tipboards
☐ Paddletickets

Month/Year:

Oct/21

| Column 1 | Column 2 | Column 3 | Column 4 | Column 5 |
|-----------|--------------------|-------------------|---------------|---|
| Manuf. ID | Form (part) Number | Name of Game | Serial Number | Actual Game Cost (do not include sales tax, 1.7% tax, or freight) |
| TP | 7138Emn | Up to snow good | 162116514 | 52.25 |
| TP | 7138Emn | Up to snow good | 162116454 | 52.25 |
| AG | 777nb | Big Bar | 7527137 | 69.30 |
| AG | Boody1165A | Boody Chaser | 7544528 | 50.00 |
| AG | HOTO5 | Cruisers | 7526445 | 50.64 |
| AG | mom492 | mn north slpr | 7587028 | 56.56 |
| AG | RAV421A | How Grather Round | 7586670 | 54.54 |
| AG | SARM474 | 2nd Amendment | 7510488 | 56.06 |
| AN | 3088cn-mn | Howlers | 7595332 | 54.71 |
| AG | Boody474 | Boody Chaser | 7545228 | 56.06 |
| AG | CNA402 | Cherry Poppin | 716059109 | 56.56 |
| AG | CNA402 | Cherry Poppin | 716059110 | 56.56 |
| AG | CNA402 | Cherry Poppin | 716059154 | 56.56 |
| AG | CNA402 | Cherry Poppin | 716059155 | 56.56 |
| AG | CNA402 | Cherry Poppin | 716059156 | 56.56 |
| AI | WA97mn | Red Dog | 7143725 | 56.39 |
| AI | WA97mn | Red Dog | 7591015 | 56.39 |
| AI | WA98mn | Genuine Cold Cash | 7145637 | 56.39 |
| TP | 42344mn | 301 | 75165561 | 56.39 |
| TP | 42344mn | 301 | 75165803 | 56.39 |
| TP | 16085mn | Jet Off | 71413553 | 166.49 |
| TP | 160385mn | Hot Gut | 714651651 | 166.49 |

Signature of person verifying physical inventory (may not be the person who maintains the perpetual inventory):

TOTAL:

\$1250.10

YBROOD Dawson

Date Taken:

11/21

⇒ 486.28

MINNESOTA LAWFUL GAMBLING

LG846 Physical Inventory/Pull-Tabs, Tipboards, and/or Paddletickets Monthly Report

| | |
|-------------------------------------|---------------|
| <input checked="" type="checkbox"/> | Pull-Tabs |
| <input type="checkbox"/> | Tipboards |
| <input type="checkbox"/> | Paddletickets |

[illegible]

BURNSVILLE HOCKEY CLUB 04433

DATE: 10-4-21

LOCATION: Clive's SITE #: 04433-015

| SERIAL NUMBER | AMOUNT |
|---------------|---------|
| 751657167 | 126 00 |
| 7518697 | 464 00 |
| 7590637 | 58 00 |
| 7519192 | 808 00 |
| 7515832 | 64 00 |
| TOTAL | 1268 00 |

BURNSVILLE HOCKEY CLUB 04433

DATE: 10-7-21

LOCATION: Clive's SITE #: 04433-015

| SERIAL NUMBER | AMOUNT |
|---------------|----------|
| 7519182 | < 72 00 |
| 7492781 | 658 00 |
| 7518735 | < 500 00 |
| 7527299 | 2470 00 |
| TOTAL | 2556 00 |

BURNSVILLE HOCKEY CLUB 04433

DATE: 10-5-21

LOCATION: Clive's SITE #: 04433-015

| SERIAL NUMBER | AMOUNT |
|---------------|---------|
| 7739866 | 529 00 |
| 7497716 | 498 00 |
| TOTAL | 1027 00 |

BURNSVILLE HOCKEY CLUB 04433

DATE: 10-8-21

LOCATION: Clive's SITE #: 04433-015

| SERIAL NUMBER | AMOUNT |
|---------------|---------|
| 7265820 | 523 00 |
| 7518692 | 818 00 |
| TOTAL | 1341 00 |

BURNSVILLE HOCKEY CLUB 04433

DATE: 10-6-21

LOCATION: Clive's SITE #: 04433-015

| SERIAL NUMBER | AMOUNT |
|---------------|--------|
| 75166012 | 189 00 |
| 7495412 | 428 00 |
| TOTAL | 339 00 |

BURNSVILLE HOCKEY CLUB 04433

DATE: 10-13-21

LOCATION: Clive's SITE #: 04433-015

| SERIAL NUMBER | AMOUNT |
|---------------|---------|
| 7518022 | 722 00 |
| 7565725 | 711 00 |
| TOTAL | 1433 00 |

BURNSVILLE HOCKEY CLUB 04433

DATE: 10-11-21

LOCATION: Clive's SITE #: 04433-015

| SERIAL NUMBER | AMOUNT |
|---------------|--------|
| 7517675 | 132 00 |
| 7517701 | 412 00 |
| 7486259 | 944 00 |
| 7439820 | 426 00 |
| 7517688 | 212 00 |
| 7510796 | 112 00 |
| TOTAL | |

BURNSVILLE HOCKEY CLUB 04433

DATE: 10-18-21

LOCATION: Clive's SITE #: 04433-015

| SERIAL NUMBER | AMOUNT |
|---------------|----------|
| 7565920 | 330 00 |
| 7569880 | 49 00 |
| 7518038 | < 252 00 |
| TOTAL | 127 00 |



BURNSVILLE HOCKEY CLUB 04433

DATE:

LOCATION: Clive's SITE #: 04433-015


| SERIAL NUMBER | AMOUNT |
|---------------|---------|
| 7522705 | 578 00 |
| 7454706 | 1785 00 |
| TOTAL | 4153 00 |

BURNSVILLE HOCKEY CLUB 04433

DATE: 10-18-21

LOCATION: Clive's SITE #: 04433-015

| SERIAL NUMBER | AMOUNT |
|---------------|---------|
| 7492788 | 1262 00 |
| 7419465 | 1486 00 |
| 7395670 | 492 00 |
| 7517877 | 808 00 |
| 7518024 | 556 00 |
| 7518243 | 824 00 |
| TOTAL | 2044 00 |



BURNSVILLE HOCKEY CLUB 04433

DATE: 10-15-21

LOCATION: Clive's SITE #: 04433-015

| SERIAL NUMBER | AMOUNT |
|---------------|----------|
| 7517700 | < 226 00 |
| 7514634 | < 74 00 |
| 75140040 | 448 00 |
| TOTAL | 198 00 |

BURNSVILLE HOCKEY CLUB 04433

DATE:

LOCATION: Clive's SITE #: 04433-015

| SERIAL NUMBER | AMOUNT |
|---------------|---------|
| 7H39928 | 1112 00 |
| TOTAL | 2044 00 |

| | |
|------------------------------|-------------------|
| BURNSVILLE HOCKEY CLUB 04433 | |
| DATE: 10-19-21 | |
| LOCATION: Clive's | SITE #: 04433-015 |
| SERIAL NUMBER | AMOUNT |
| 75108310 | 314 00 |
| 7520939 | 394 00 |
| 7526487 | 675 00 |
| 7563705 | 849 00 |
| TOTAL | 1632 00 |

| | |
|------------------------------|-------------------|
| BURNSVILLE HOCKEY CLUB 04433 | |
| DATE: 10-25-21 | |
| LOCATION: Clive's | SITE #: 04433-015 |
| SERIAL NUMBER | AMOUNT |
| 7520941 | 694 00 |
| 7565840 | 973 00 |
| 7595844 | 461 00 |
| 7494758 | 1146 00 |
| 7520940 | 632 00 |
| 7494761 | 664 00 |
| TOTAL | |



| | |
|------------------------------|-------------------|
| BURNSVILLE HOCKEY CLUB 04433 | |
| DATE: 10-21-21 | |
| LOCATION: Clive's | SITE #: 04433-015 |
| SERIAL NUMBER | AMOUNT |
| 7520937 | 624 00 |
| 7536812 | 940 00 |
| 7556398 | 513 06 |
| TOTAL | 2077 00 |

| | |
|------------------------------|-------------------|
| BURNSVILLE HOCKEY CLUB 04433 | |
| DATE: | |
| LOCATION: Clive's | SITE #: 04433-015 |
| SERIAL NUMBER | AMOUNT |
| 7518239 | 738 00 |
| 7565915 | 1116 00 |
| 7243715 | 1234 00 |
| TOTAL | 3804 00 |

| | |
|------------------------------|-------------------|
| BURNSVILLE HOCKEY CLUB 04433 | |
| DATE: 10-22-21 | |
| LOCATION: Clive's | SITE #: 04433-015 |
| SERIAL NUMBER | AMOUNT |
| 7565900 | 707 00 |
| TOTAL | 707 00 |

| | |
|------------------------------|-------------------|
| BURNSVILLE HOCKEY CLUB 04433 | |
| DATE: 10-26-21 | |
| LOCATION: Clive's | SITE #: 04433-015 |
| SERIAL NUMBER | AMOUNT |
| 7589469 | 22 00 |
| 7527252 | 2115 00 |
| TOTAL | 2137 00 |

BURNSVILLE HOCKEY CLUB 04433

DATE: 10-27-21

LOCATION: Clive's SITE #: 04433-015

| SERIAL NUMBER | AMOUNT |
|---------------|---------|
| 7520664 | 512 00 |
| 75165961 | 345 00 |
| 7520667 | 744 00 |
| | |
| | |
| | |
| | |
| TOTAL | 1601 00 |

BURNSVILLE HOCKEY CLUB 04433

DATE: 10-29-21

LOCATION: Clive's SITE #: 04433-015

| SERIAL NUMBER | AMOUNT |
|---------------|---------|
| 7526220 | 865 00 |
| 7510931 | 716 00 |
| | |
| | |
| | |
| | |
| TOTAL | 1581 00 |

BURNSVILLE HOCKEY CLUB 04433

DATE: 10-28-21

LOCATION: Clive's SITE #: 04433-015

| SERIAL NUMBER | AMOUNT |
|---------------|---------|
| 75165813 | 905 00 |
| 7520672 | 318 00 |
| | |
| | |
| | |
| | |
| TOTAL | 1283 00 |

BURNSVILLE HOCKEY CLUB 04433

DATE:

LOCATION: Clive's SITE #: 04433-015

| SERIAL NUMBER | AMOUNT |
|---------------|--------|
| | |
| | |
| | |
| | |
| | |
| | |
| TOTAL | |

BURNSVILLE HOCKEY CLUB 04433

DATE: 11-12-21

LOCATION: Clive's SITE #: 04433-015

| SERIAL NUMBER | AMOUNT |
|---------------|---------|
| 7520614 | 716 00 |
| 75165807 | 239 00 |
| 7520619 | 520 00 |
| 7544959 | 831 00 |
| 75165775 | 805 00 |
| 7520663 | 400 00 |
| TOTAL | 3571 00 |

BURNSVILLE HOCKEY CLUB 04433

DATE:

LOCATION: Clive's SITE #: 04433-015

| SERIAL NUMBER | AMOUNT |
|---------------|--------|
| | |
| | |
| | |
| | |
| | |
| | |
| TOTAL | |

OLD NATIONAL BANK

TlrDDDepCom Receipt DEPOSIT

Transaction Date: 10/4/2021 11:43

Posting Date: 10/4/2021

*****3664 \$1,268.00

638 0002 2590 51

Banking.Anytime.Anywhere.
With ONB Mobile.
Learn more at onb247.com.

OLD NATIONAL BANK

TlrDDDepCom Receipt DEPOSIT

Transaction Date: 10/6/2021 09:47

Posting Date: 10/6/2021

*****3664 \$339.00

638 0002 2590 12

Banking.Anytime.Anywhere.
With ONB Mobile.
Learn more at onb247.com.

OLD NATIONAL BANK

TlrDDDepCom Receipt DEPOSIT

Transaction Date: 10/5/2021 10:56

Posting Date: 10/5/2021

*****3664 \$1,027.00

638 0002 2590 10

Banking.Anytime.Anywhere.
With ONB Mobile.
Learn more at onb247.com.

OLD NATIONAL BANK

TlrDDDepCom Receipt DEPOSIT

Transaction Date: 10/7/2021 12:01

Posting Date: 10/7/2021

*****3664 \$2,556.00

638 0002 2590 24

Banking.Anytime.Anywhere.
With ONB Mobile.
Learn more at onb247.com. Duplicate

alives

OLD NATIONAL BANK

TlrDDDepCom Receipt DEPOSIT

Transaction Date: 10/8/2021 13:09

Posting Date: 10/8/2021

*****3664 \$1,341.00

638 0005 2596 17

Banking.Anytime.Anywhere.
With ONB Mobile.
Learn more at onb247.com.

OLD NATIONAL BANK

TlrDDDepCom Receipt DEPOSIT

Transaction Date: 10/12/2021 10:39

Posting Date: 10/12/2021

*****3664 \$4,153.00

638 0008 3554 26

Banking.Anytime.Anywhere.
With ONB Mobile.
Learn more at onb247.com.

OLD NATIONAL BANK

TlrDDDepCom Receipt DEPOSIT

Transaction Date: 10/13/2021 10:37

Posting Date: 10/13/2021

*****3664 \$1,433.00

638 0002 2590 10

Banking.Anytime.Anywhere.
With ONB Mobile.
Learn more at onb247.com. Duplicate

OLD NATIONAL BANK

TlrDDDepCom Receipt DEPOSIT

Transaction Date: 10/15/2021 11:58

Posting Date: 10/15/2021

*****3664 \$148.00

638 0003 2699 14

Banking.Anytime.Anywhere.
With ONB Mobile.
Learn more at onb247.com.

clives

OLD NATIONAL BANK

TlrDDDepCom Receipt DEPOSIT
Transaction Date: 10/18/2021 14:24
Posting Date: 10/18/2021
*****3664 \$127.00
638 0002 2590 88

Banking.Anytime.Anywhere.
With ONB Mobile.
Learn more at onb247.com.

OLD NATIONAL BANK

TlrDDDepCom Receipt DEPOSIT
Transaction Date: 10/19/2021 10:53
Posting Date: 10/19/2021
*****3664 \$1,632.00
638 0002 2590 23

Banking.Anytime.Anywhere.
With ONB Mobile.
Learn more at onb247.com.

OLD NATIONAL BANK

TlrDDDepCom Receipt DEPOSIT
Transaction Date: 10/18/2021 12:06
Posting Date: 10/18/2021
*****3664 \$2,044.00
638 0002 2590 44

Banking.Anytime.Anywhere.
With ONB Mobile.
Learn more at onb247.com.

OLD NATIONAL BANK

TlrDDDepCom Receipt DEPOSIT
Transaction Date: 10/21/2021 11:50
Posting Date: 10/21/2021
*****3664 \$2,077.00
638 0003 2699 13

Banking.Anytime.Anywhere.
With ONB Mobile.
Learn more at onb247.com.

OLD NATIONAL BANK

TlrDDDepCom Receipt DEPOSIT
 Transaction Date: 10/22/2021 12:08
 Posting Date: 10/22/2021
 *****3664 \$707.00
 638 0005 2596 16
 Banking.Anytime.Anywhere.
 With ONB Mobile.
 Learn more at onb247.com.

OLD NATIONAL BANK

TlrDDDepCom Receipt DEPOSIT
 Transaction Date: 10/26/2021 10:56
 Posting Date: 10/26/2021
 *****3664 \$2,137.00
 638 0005 2596 12
 Banking.Anytime.Anywhere.
 With ONB Mobile.
 Learn more at onb247.com.

OLD NATIONAL BANK

TlrDDDepCom Receipt DEPOSIT
 Transaction Date: 10/25/2021 11:06
 Posting Date: 10/25/2021
 *****3664 \$3,804.00
 638 0002 2590 26
 Banking.Anytime.Anywhere.
 With ONB Mobile.
 Learn more at onb247.com.

OLD NATIONAL BANK

TlrDDDepCom Receipt DEPOSIT
 Transaction Date: 10/27/2021 10:36
 Posting Date: 10/27/2021
 *****3664 \$1,601.00
 638 0002 2590 2
 Banking.Anytime.Anywhere.
 With ONB Mobile.
 Learn more at onb247.com.

OLD NATIONAL BANK

TlrDDDepCom Receipt DEPOSIT

Transaction Date: 10/28/2021 12:03

Posting Date: 10/28/2021

*****3664 \$1,283.00

638 0003 2699 19

Banking.Anytime.Anywhere.

With ONB Mobile.

Learn more at onb247.com.

clives

OLD NATIONAL BANK

TlrDDDepCom Receipt DEPOSIT

Transaction Date: 10/29/2021 15:30

Posting Date: 10/29/2021

*****3664 \$1,581.00

638 0008 3554 70

Banking.Anytime.Anywhere.

With ONB Mobile.

Learn more at onb247.com.

OLD NATIONAL BANK

TlrDDDepCom Receipt DEPOSIT

Transaction Date: 11/1/2021 12:29

Posting Date: 11/1/2021

*****3664 \$3,571.00

638 0002 2590 62

Banking.Anytime.Anywhere.

With ONB Mobile.

Learn more at onb247.com.

MINNESOTA LAWFUL GAMBLING

LG846 Physical Inventory/Pull-Tabs, Tipboards,
and/or Paddletickets Monthly Report
☒ Pull-Tabs
☐ Tipboards
☐ Paddletickets

Organization Name:

BURNSVILLE HOCKEY CLUB

License/Premises Permit Number:

#04433-011

Site Name:

TIN SHED TAVERN

Month/Year:

Oct/2021

| Column 1 | Column 2 | Column 3 | Column 4 | Column 5 |
|-----------|--------------------|--------------------|---------------|---|
| Manuf. ID | Form (part) Number | Name of Game | Serial Number | Actual Game Cost (do not include sales tax, 1.7% tax, or freight) |
| AG | TTTNB | Big Bar | 7527098 | 69.14 |
| AG | PBSMT78 | Party Bus | 7539953 | 69.02 |
| AG | TTTNB | Big Bar | 7527275 | 69.14 |
| AG | VLMT78 | Pickle Party | 7477749 | 69.02 |
| AG | ACBMT78 | America's Best | 7539861 | 69.02 |
| AG | BOOT778 | Booty Chaser | 7544867 | 69.02 |
| AG | PARMT78 | Pour Another Round | 7539913 | 69.02 |
| TP | 6839W-MN | Wishful Drinking | 7K35370 | 56.26 |
| TP | 6845W-MN | Wacky Jacks | 7K35573 | 56.26 |
| TP | 6841W-MN | Beer Chaser | 7K35646 | 56.26 |
| TP | 6847W-MN | Kick Off | 7K35349 | 56.26 |
| TP | 7793D-MN | Tap the Keg | 7N67735 | 56.26 |
| AG | SKVM463A | SKOL VIKES | 7492939 | 51.80 |
| AG | URVM492 | Ultimate Roll | 7587014 | 56.43 |
| AG | PPMM492 | Purely Platinum | 7587269 | 56.43 |
| AG | PBSV426 | Party Bus | 7538009 | 57.44 |
| TP | 6502N-MN | Spot the Owl | 7H39909 | 52.11 |
| TP | 7138E-MN | Up to Snow Good | 6216539 | 52.11 |
| AG | NRA463A | Nice Rack | 7484064 | 51.80 |
| AN | 30890N-MN | Hooters | 7N95579 | 68.02 |
| TP | 6348V-MN | Strippin Gears | 7N64269 | 67.18 |
| TP | 7781D-MN | Royal Slots | 7U67936 | 56.26 |

Signature of person verifying physical inventory (may not be the person who maintains the perpetual inventory):

Brook Dawson

TOTAL:

5

Date Taken:

11.1.21

1334²⁶

BURNSVILLE HOCKEY CLUB 04433

DATE: 10-5-21

LOCATION: Clive's SITE #: 04433-015

| SERIAL NUMBER | AMOUNT |
|---------------|---------|
| 7H955.35 | 1040.00 |
| 7H87175 | 794.00 |
| 7477602 | 195.00 |
| 7H91345 | 282.00 |
| | |
| | |
| | |
| | |
| TOTAL | 2311.00 |

BURNSVILLE HOCKEY CLUB 04433

DATE: 10-14-21

LOCATION: Clive's SITE #: 04433-015

| SERIAL NUMBER | AMOUNT |
|---------------|---------|
| 7477529 | 3505.00 |
| | |
| | |
| | |
| | |
| | |
| | |
| TOTAL | 3505.00 |

BURNSVILLE HOCKEY CLUB 04433

DATE: 10-7-21

LOCATION: Clive's SITE #: 04433-015

| SERIAL NUMBER | AMOUNT |
|---------------|--------|
| 7H39829 | 208.00 |
| | |
| | |
| | |
| | |
| | |
| TOTAL | 208.00 |

BURNSVILLE HOCKEY CLUB 04433

DATE: 10-19-21

LOCATION: Clive's SITE #: 04433-015

| SERIAL NUMBER | AMOUNT |
|---------------|---------|
| 7J64219 | 302.00 |
| 6216319 | 1514.00 |
| 7527227 | 1540.00 |
| | |
| | |
| | |
| TOTAL | 3356.00 |

BURNSVILLE HOCKEY CLUB 04433

DATE: 10-12-21

LOCATION: Clive's SITE #: 04433-015

| SERIAL NUMBER | AMOUNT |
|---------------|----------|
| 7489370 | -304.00 |
| 7539924 | 2855.00 |
| 7539977 | 3730.00 |
| 7H95449 | 326.00 |
| 7539889 | -1390.00 |
| 7H39848 | 1178.00 |
| | |
| TOTAL | cont. |

BURNSVILLE HOCKEY CLUB 04433

DATE: 10-12-21

LOCATION: Clive's SITE #: 04433-015

| SERIAL NUMBER | AMOUNT |
|------------------------|----------|
| 7H87175 (adj. 10/5) | 492.00 |
| | |
| | |
| | |
| | |
| | |
| TOTAL | 6,887.00 |

BURNSVILLE HOCKEY CLUB 04433

DATE: 10-14-21

LOCATION: Clive's SITE #: 04433-015

| SERIAL NUMBER | AMOUNT |
|---------------|---------|
| 7544874 | 2260 00 |
| 7H40005 | 990 00 |
| 7H87115 | 70 00 |
| adj. | |
| | |
| | |
| TOTAL | 3276 00 |

BURNSVILLE HOCKEY CLUB 04433

DATE: 10-28-21

LOCATION: Clive's SITE #: 04433-015

| SERIAL NUMBER | AMOUNT |
|---------------|---------|
| 7564282 | 1252 00 |
| 7537424 | 1772 00 |
| 753658 | 978 00 |
| | |
| | |
| TOTAL | 3402 00 |

BURNSVILLE HOCKEY CLUB 04433

DATE: 10-22-21

LOCATION: Clive's SITE #: 04433-015

| SERIAL NUMBER | AMOUNT |
|---------------|---------|
| 7537292 | 3125 00 |
| 7537725 | 1166 00 |
| | |
| | |
| | |
| TOTAL | 4291 00 |

BURNSVILLE HOCKEY CLUB 04433

DATE: 10-29-21

LOCATION: Clive's SITE #: 04433-015

| SERIAL NUMBER | AMOUNT |
|---------------|---------|
| 7477104 | 4080 00 |
| 7H80594 | 533 00 |
| | |
| | |
| | |
| TOTAL | 4619 00 |

BURNSVILLE HOCKEY CLUB 04433

DATE: 10-25-21

LOCATION: Clive's SITE #: 04433-015

| SERIAL NUMBER | AMOUNT |
|---------------|---------|
| 7538001 | 738 00 |
| 7492901 | 4102 00 |
| | |
| | |
| | |
| TOTAL | 6360 00 |

BURNSVILLE HOCKEY CLUB 04433

DATE: 11-1-21

LOCATION: Clive's SITE #: 04433-015

| SERIAL NUMBER | AMOUNT |
|---------------|---------|
| 7477520 | 4015 00 |
| | |
| | |
| | |
| | |
| TOTAL | 4015 00 |

OLD NATIONAL BANK

TlrDDDepCom Receipt DEPOSIT

Transaction Date: 10/5/2021 12:03

Posting Date: 10/5/2021

*****3664 \$2,311.00

638 0002 2590 16

Banking.Anytime.Anywhere.
With ONB Mobile.
Learn more at onb247.com.

OLD NATIONAL BANK

TlrDDDepCom Receipt DEPOSIT

Transaction Date: 10/12/2021 10:39

Posting Date: 10/12/2021

*****3664 \$6,887.00

638 0008 3554 27

Banking.Anytime.Anywhere.
With ONB Mobile.
Learn more at onb247.com.

OLD NATIONAL BANK

TlrDDDepCom Receipt DEPOSIT

Transaction Date: 10/7/2021 12:00

Posting Date: 10/7/2021

*****3664 \$208.00

638 0002 2590 23

Banking.Anytime.Anywhere.
With ONB Mobile.
Learn more at onb247.com.

OLD NATIONAL BANK

TlrDDDepCom Receipt DEPOSIT

Transaction Date: 10/14/2021 11:47

Posting Date: 10/14/2021

*****3664 \$3,505.00

638 0002 2590 14

Banking.Anytime.Anywhere.
With ONB Mobile.
Learn more at onb247.com.

OLD NATIONAL BANK

TlrDDDepCom Receipt DEPOSIT
 Transaction Date: 10/18/2021 14:24
 Posting Date: 10/18/2021
 *****3664 \$3,356.00
 638 0002 2590 87
 Banking.Anytime.Anywhere.
 With ONB Mobile.
 Learn more at onb247.com.

OLD NATIONAL BANK

TlrDDDepCom Receipt DEPOSIT
 Transaction Date: 10/22/2021 12:08
 Posting Date: 10/22/2021
 *****3664 \$4,291.00
 638 0005 2596 15
 Banking.Anytime.Anywhere.
 With ONB Mobile.
 Learn more at onb247.com.

OLD NATIONAL BANK

TlrDDDepCom Receipt DEPOSIT
 Transaction Date: 10/19/2021 11:52
 Posting Date: 10/19/2021
 *****3664 \$3,276.00
 638 0002 2590 28
 Banking.Anytime.Anywhere.
 With ONB Mobile.
 Learn more at onb247.com.

OLD NATIONAL BANK

TlrDDDepCom Receipt DEPOSIT
 Transaction Date: 10/25/2021 12:57
 Posting Date: 10/25/2021
 *****3664 \$636.00
 638 0002 2590 31
 Banking.Anytime.Anywhere.
 With ONB Mobile.
 Learn more at onb247.com.

OLD NATIONAL BANK

TlrDDDepCom Receipt DEPOSIT
 Transaction Date: 10/28/2021 12:03
 Posting Date: 10/28/2021
 *****3664 \$3,402.00
 638 0003 2699 18

Banking.Anytime.Anywhere.
 With ONB Mobile.
 Learn more at onb247.com.

OLD NATIONAL BANK

TlrDDDepCom Receipt DEPOSIT
 Transaction Date: 11/1/2021 14:46
 Posting Date: 11/1/2021
 *****3664 \$4,015.00
 638 0003 2699 66

Banking.Anytime.Anywhere.
 With ONB Mobile.
 Learn more at onb247.com.

OLD NATIONAL BANK

TlrDDDepCom Receipt DEPOSIT
 Transaction Date: 10/29/2021 15:30
 Posting Date: 10/29/2021
 *****3664 \$4,619.00
 638 0008 3554 69

Banking.Anytime.Anywhere.
 With ONB Mobile.
 Learn more at onb247.com.

MINNESOTA LAWFUL GAMBLING

LG846 Physical Inventory/Pull-Tabs, Tipboards, and/or Paddletickets Monthly Report

| | |
|-------------------------------------|---------------|
| <input checked="" type="checkbox"/> | Pull-Tabs |
| <input type="checkbox"/> | Tipboards |
| <input type="checkbox"/> | Paddletickets |

[illegible]

IBL

OLD NATIONAL BANK

TlrDDDepCom Receipt DEPOSIT

Transaction Date: 10/20/2021 10:16

Posting Date: 10/20/2021

****3664 \$544.00

638 0002 2590 13

Banking.Anytime.Anywhere.
With ONB Mobile.
Learn more at onb247.com.

IBL

OLD NATIONAL BANK

TlrDDDepCom Receipt DEPOSIT

Transaction Date: 10/29/2021 11:29

Posting Date: 10/29/2021

****3664 \$465.00

638 0002 2590 27

Banking.Anytime.Anywhere.
With ONB Mobile.
Learn more at onb247.com.

MINNESOTA LAWFUL GAMBLING

LG846 Physical Inventory/Pull-Tabs, Tipboards, and/or Paddletickets Monthly Report

☒ Pull-Tabs
☐ Tipboards
☐ Paddletickets

Organization Name:

BURNSVILLE HOCKEY CLUB

License/Premises Permit Number:

#04433-019

Site Name:

Jensen's Cafe

Month/Year:

Month/Year: October 2021

[illegible]

Signature of person verifying physical inventory (may not be the person who maintains the perpetual inventory):

TOTAL:

9

\$ 496.27

Date Taken:

11-1-2

BURNSVILLE HOCKEY CLUB 04433

DATE: 10-13-21

LOCATION: Jensen's SITE #: 04433-019

| SERIAL NUMBER | AMOUNT |
|---------------------------|--------|
| Cheryl Poppin #7515811 | 600 - |
| | |
| | |
| | |
| | |
| TOTAL | 600 - |

BURNSVILLE HOCKEY CLUB 04433

DATE: 10-28-21

LOCATION: Jensen's SITE #: 04433-019

| SERIAL NUMBER | AMOUNT |
|---------------------------|--------|
| Cheryl Poppin #7515817 | 540 - |
| | |
| | |
| | |
| | |
| TOTAL | 540 - |

BURNSVILLE HOCKEY CLUB 04433

DATE: 10-14-21

LOCATION: Jensen's SITE #: 04433-019

| SERIAL NUMBER | AMOUNT |
|---------------------------|--------|
| Cheryl Poppin #7515814 | 323 - |
| | |
| | |
| | |
| | |
| TOTAL | 323 - |

BURNSVILLE HOCKEY CLUB 04433

DATE: 10-28-21

LOCATION: Jensen's SITE #: 04433-019

| SERIAL NUMBER | AMOUNT |
|------------------------|--------|
| Bittersweet #258615 | 750 - |
| | |
| | |
| | |
| | |
| TOTAL | 750 - |

BURNSVILLE HOCKEY CLUB 04433

DATE: 10-22-21

LOCATION: Jensen's SITE #: 04433-019

| SERIAL NUMBER | AMOUNT |
|---------------------------|--------|
| #7515816 Cheryl Poppin | 632 - |
| | |
| | |
| | |
| | |
| TOTAL | 632 - |

BURNSVILLE HOCKEY CLUB 04433

DATE:

LOCATION: Jensen's SITE #: 04433-015

| SERIAL NUMBER | AMOUNT |
|---------------|--------|
| | |
| | |
| | |
| | |
| | |
| TOTAL | |

OLD NATIONAL BANK

TlrDDDepCom Receipt DEPOSIT

Transaction Date: 10/13/2021 13:08

Posting Date: 10/13/2021

*****3664 \$600.00

638 0003 2699 42

Banking.Anytime.Anywhere.
With ONB Mobile.
Learn more at onb247.com.

OLD NATIONAL BANK

TlrDDDepCom Receipt DEPOSIT

Transaction Date: 10/22/2021 14:18

Posting Date: 10/22/2021

*****3664 \$632.00

638 0003 2699 60

Banking.Anytime.Anywhere.
With ONB Mobile.
Learn more at onb247.com.

OLD NATIONAL BANK

TlrDDDepCom Receipt DEPOSIT

Transaction Date: 10/14/2021 11:22

Posting Date: 10/14/2021

*****3664 \$323.00

638 0002 2590 13

Banking.Anytime.Anywhere.
With ONB Mobile.
Learn more at onb247.com.

OLD NATIONAL BANK

TlrDDDepCom Receipt DEPOSIT

Transaction Date: 10/28/2021 13:42

Posting Date: 10/28/2021

*****3664 \$540.00

638 0003 2699 25

Banking.Anytime.Anywhere.
With ONB Mobile.
Learn more at onb247.com.

OLD NATIONAL BANK

TlrDDDepCom Receipt DEPOSIT

Transaction Date: 10/28/2021 13:43

Posting Date: 10/28/2021

*****3664 \$750.00

638 0003 2699 26

Banking.Anytime.Anywhere.
With ONE Mobile.
Learn more at onb247.com.

LG846 Physical Inventory/Pull-Tabs, Tipboards, and/or Paddletickets Monthly Report

- ☐ Pull-tabs
- ☐ Tipboards
- ☐ Paddlesticks

| Organization name | | License/premises permit number | | |
|---|-------------|--------------------------------|---------------|---|
| Site name | | Month/year | | |
| Column 1 | Column 2 | Column 3 | Column 4 | Column 5 |
| Manufacturer ID | Part number | Name of game | Serial number | Actual game cost (do not include sales tax, 1.7% tax, or freight) |
| AG | ALBV175 | Americas Best | 7533735 | 66.50 |
| AG | SASV175 | Super 73 | 7534179 | 66.50 |
| TP | 38001mn | King of the Sea | 71139818 | 52.11 |
| AG | BUNV426 | Big Bunyon | 7537664 | 57.44 |
| AG | PARV175 | Power Inflater Round | 7534159 | 66.50 |
| AN | 30900mn | Double B | 7595760 | 56.26 |
| | | | Total | 365.31 |
| Signature of person verifying physical inventory (may not be the person who maintains the perpetual inventory) | | | Date taken | |
| Bloom Dawson | | | 11, 1, 21 | |

BW

OLD NATIONAL BANK

TlrDDDepCom Receipt DEPOSIT

Transaction Date: 10/7/2021 11:47

Posting Date: 10/7/2021

*****3664 \$573.00

638 0002 2590 19

Banking.Anytime.Anywhere.
With ONB Mobile.
Learn more at onb247.com.

OLD NATIONAL BANK

TlrDDDepCom Receipt DEPOSIT

Transaction Date: 10/25/2021 11:05

Posting Date: 10/25/2021

*****3664 \$458.00

638 0002 2590 25

Banking.Anytime.Anywhere.
With ONB Mobile.
Learn more at onb247.com.

BW

BW

OLD NATIONAL BANK

TlrDDDepCom Receipt DEPOSIT

Transaction Date: 10/14/2021 12:27

Posting Date: 10/14/2021

*****3664 \$776.00

638 0004 3458 12

Banking.Anytime.Anywhere.
With ONB Mobile.
Learn more at onb247.com.

OLD NATIONAL BANK

TlrDDDepCom Receipt DEPOSIT

Transaction Date: 10/28/2021 11:35

Posting Date: 10/28/2021

*****3664 \$760.00

638 0003 2699 8

Banking.Anytime.Anywhere.
With ONB Mobile.
Learn more at onb247.com.

BW

12/01

23.2092

Questions? Call the Minnesota Gambling Control Board at 651-539-1900. This form will be made available in alternative format (i.e. large print, braille) upon request. If Part 2 is completed and submitted to the Board, the information on this form will become public information when received by the Board, and will be used to determine your compliance with Minnesota statutes and rules governing lawful gambling activities.

Complete in ink.

[illegible]

Minnesota Lawful Gambling

LG920 Bar Bingo Paper Sales

| | | | | | | | | | | | | | | | | | | |
|--------------|--|--|--|--|------------------------|--|------------------------|--|-------------------------------|--|----------------|--|----------------|--|----------------------|--|------------------|--|
| Organization | | | | | Burnsville Hockey Club | | License/Permit Number: | | 04433-001 | | Occasion Date: | | 10/27/21 | | Time: | | 7:00 PM | |
| Cash Bank \$ | | | | | \$500 | | Caller Initials | | | | | | | | | | | |
| Game # | | | | | Serial # 6 ON | | Serial # 3 ON | | Amount of paper sold | | Total Sold | | Gross Receipts | | Actual cash received | | Cash prizes paid | |
| | | | | | | | | | 6 ON Packets @ 3 ON Packets @ | | | | | | | | | |
| 1-Blue | | | | | 873051 | | 2392325 | | 125 51 | | 176 | | \$363.50 | | \$363.50 | | \$0.00 | |
| 2-Orange | | | | | 873051 | | 2392325 | | 125 51 | | 176 | | \$363.50 | | \$363.50 | | \$0.00 | |
| 3-Green | | | | | 873051 | | 2392325 | | 125 51 | | 176 | | \$363.50 | | \$363.50 | | \$0.00 | |
| 4-Yellow | | | | | 873051 | | 2392325 | | 125 51 | | 176 | | \$363.50 | | \$363.50 | | \$0.00 | |
| 5-Pink | | | | | 873051 | | 2392325 | | 125 51 | | 176 | | \$363.50 | | \$363.50 | | \$0.00 | |
| 6-Aqua | | | | | 877691 | | 2392325 | | 125 51 | | 176 | | \$970.00 | | \$970.00 | | \$728.00 | |
| 7-Green | | | | | 873051 | | 2392325 | | 125 51 | | 176 | | \$363.50 | | \$363.50 | | \$0.00 | |
| 8-Olive | | | | | 873051 | | 2392325 | | 125 51 | | 176 | | \$363.50 | | \$363.50 | | \$150.00 | |
| 9-Brown | | | | | 873051 | | 2392325 | | 125 51 | | 176 | | \$363.50 | | \$363.50 | | \$150.00 | |
| 10-Red | | | | | 873051 | | 2392325 | | 125 51 | | 176 | | \$363.50 | | \$363.50 | | \$0.00 | |
| 11-Purple | | | | | 873051 | | 2392325 | | 125 51 | | 176 | | \$363.50 | | \$363.50 | | \$0.00 | |
| | | | | | | | | | Seller Initials | | | | A. | | B. | | B. | |
| | | | | | | | | | | | | | \$4,605.00 | | \$1,028.00 | | \$1,355.74 | |

- Actual cash on hand. Count all cash, including cash bank \$4,077
- Starting cash bank \$500
- Actual cash (line 1 minus line 2). Deposit amount \$3,577
- Total gross receipts (amount from Box A) \$4,605
- Total cash prizes paid (amount from Box B, less prizes paid by check) \$1,028
- Cash profit (line 4 minus line 5) \$3,577
- Cash short or long (line 3 minus line 6). If discrepancy over \$50, submit copy of this form and explanation of discrepancy to the Gambling Control Board within 5 days.
- Prizes paid by merchandise \$1,356
- Linked bingo prizes contribution, if any \$0
- Subtotal (add lines 8 and 9) \$1,356**
- Net profit (subtract line 10 from line 6) (if negative replenish jackpot) \$2,221

Preparer's signature - To the best of my knowledge, I declare that this information is accurate and complete.

Signature (in ink)

Caller's Signature - To the best of my knowledge, I declare that the total prizes paid, # of winners and winning face # information is accurate and complete.

Date 10/27/21

\$0 If the amount on Line 7 is over \$50, this form must be submitted to the Gambling Board (Board), and the information will become public information when received by the Board and used to determine compliance with statutes and rules governing lawful gambling activities.

Date

MINNESOTA LAWFUL GAMBLING

LG830 Merchandise Prize Perpetual Inventory

___ Raffles

___ Tipboards

___ Paddletickets

 X Bingo

___ Pull-Tabs

4/16

| Organization name: | | | | License/premises permit number: | | | | |
|------------------------|---|----------------------------|-------------------------------------|---------------------------------|-----------------------------|---|---|---|
| Column 1 | Column 2 | Column 3 | Column 4 | Column 5 | Column 6 | Column 7 | Column 8 | Column 9 |
| Date prize(s) received | Description of prize(s) (for certificates, add certificate number and vendor) | Cost of prize(s) purchased | Fair market value of donated prizes | Number of prizes | Date awarded or disposed of | Number of prizes awarded or disposed of | Quantity of prizes remaining (Col. 5 minus Col. 7) If any remaining, enter in Col. 5, next line* | For paddlewheel and tipboard games played, serial numbers |
| 10/26/2021 | Small Brown | 136.08 | \$398.00 | 1 | 10/27/2021 | 1 | 0 | |
| 10/26/2021 | Small Green | 107.28 | \$428.00 | 1 | 10/27/2021 | 1 | 0 | |
| 10/26/2021 | Small black print | 136.08 | \$378.00 | 1 | 10/27/2021 | 1 | 0 | |
| 10/26/2021 | Drk Grey Big | 129.60 | \$450.00 | 1 | 10/27/2021 | 1 | 0 | |
| 10/26/2021 | Light Grey Big | 114.62 | \$398.00 | 1 | 10/27/2021 | 1 | 0 | |
| 10/26/2021 | Burgendy Big | 94.46 | \$328.00 | 1 | 10/27/2021 | 1 | 0 | |
| 10/26/2021 | Black 2 tone | 129.60 | \$450.00 | 1 | | 0 | 1 | |
| 10/26/2021 | Green Big | 114.62 | \$398.00 | 1 | | 0 | 1 | |
| 10/26/2021 | Red/Gold Chain | 114.62 | \$398.00 | 1 | 10/27/2021 | 1 | 0 | |
| 10/26/2021 | Tan Backpack | 123.26 | \$428.00 | 1 | | 0 | 1 | |
| 10/26/2021 | Brown | \$114.62 | \$398.00 | 1 | 10/27/2021 | 1 | 0 | |
| 10/26/2021 | Beig | \$164.88 | \$498.00 | 1 | 10/27/2021 | 1 | 0 | |
| 10/26/2021 | Black/silver | \$100.08 | \$398.00 | 1 | 10/27/2021 | 1 | 0 | |
| 10/26/2021 | mix brown stripe | \$143.42 | \$498.00 | 1 | 10/27/2021 | 1 | 0 | |
| 10/26/2021 | lt grey swede | \$121.68 | \$378.00 | 1 | | 0 | 1 | |
| | | | | | | | | |
| | | | | 15 | | 11 | 4 | |

- Pull-Tabs
- Tipboards
- Paddletickets

Site Name: _____ Month/Year: _____

| | |
|--|---------------|
| Signature of person verifying physical inventory (may not be the person who maintains the perpetual inventory): | TOTAL: |
| _____ Date Taken: _____ | |